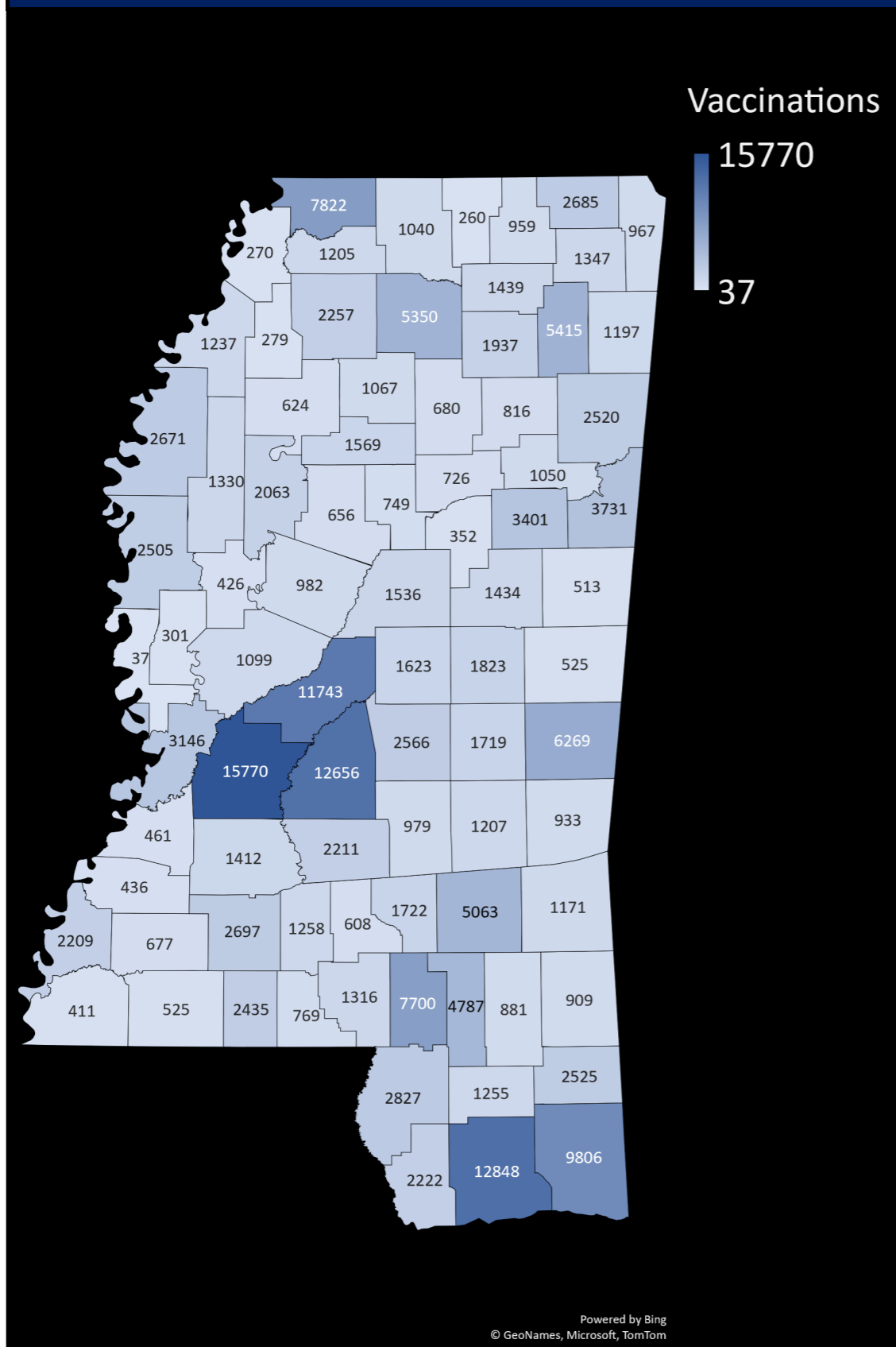


# Mississippi State Department of Health COVID-19 Vaccination Reporting

## Updated January 31, 2021

Vaccine providers administering COVID-19 vaccine are required to report the doses administered to the Mississippi Immunization Information Exchange (MIIX), the statewide immunization registry, within 24 hours after administration

### Vaccinated Individuals by County of Residence



### Total Reported Vaccinations

Mississippians Initiating Vaccination (1st Dose)	216,840
Mississippians Fully Vaccinated (2nd Dose)	26,095
Total Doses Administered to Mississippians	242,935

### Vaccine Doses Distributed

Federal Pharmacy Partnership	98,475
Mississippi Enrolled Providers*	393,450
Total	491,925

\*includes hospitals, private clinics, and MSDH drive through clinics

### Vaccine Doses Administered by Facility

Facility	First Dose	Second Dose
Hospital	62,680	20,127
Fed. Pharmacy Partnership (CVS/Walgreens)	21,767	3,489
MSDH/Drive Throughs	88,653	289
Clinics	43,011	2,189
Pharmacies	729	1

### Race\*

Race	Vaccinations	% of Vaccinations
White	129,941	68%
Black	32,263	17%
Asian	2,598	1%
AIAN**	210	0%
Pacific Islander	99	0%
Multi-racial	81	0%
Other	24,635	13%

\*Those with unknown race are excluded

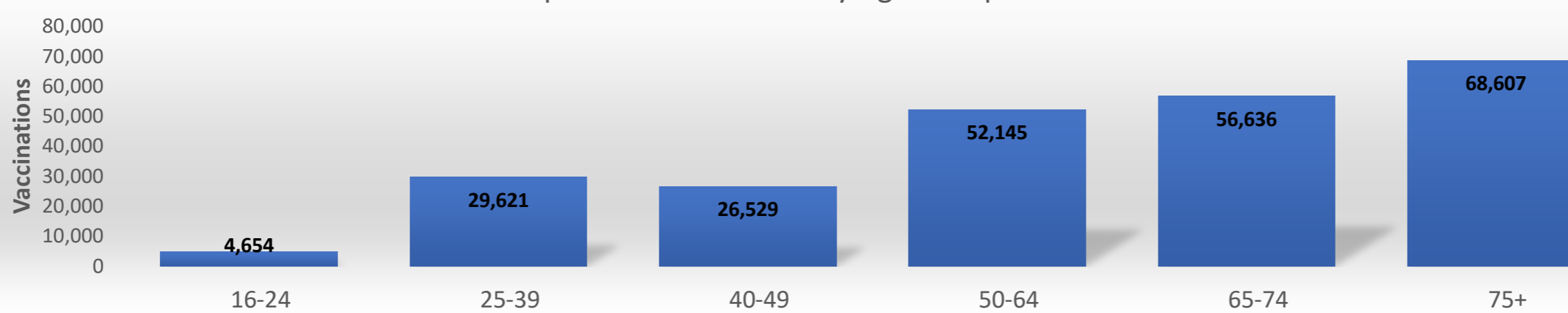
\*\*American Indian and Alaskan Native

### Ethnicity

Ethnicity	Vaccinations	% of Vaccinations
Not Hispanic	208,663	86%
Hispanic	1,754	1%
Unknown	32,518	13%

### Age Group

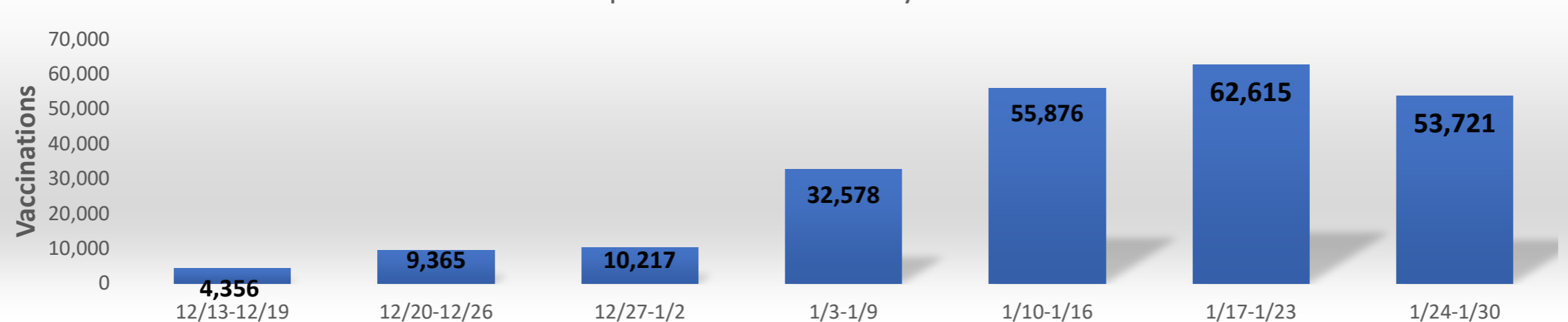
#### Reported Vaccinations by Age Group\*\*



\*\*Those with unknown ages are excluded

### Week

#### Reported Vaccinations by Week\*\*\*



\*\*\*Those with unknown week of vaccine administration are excluded