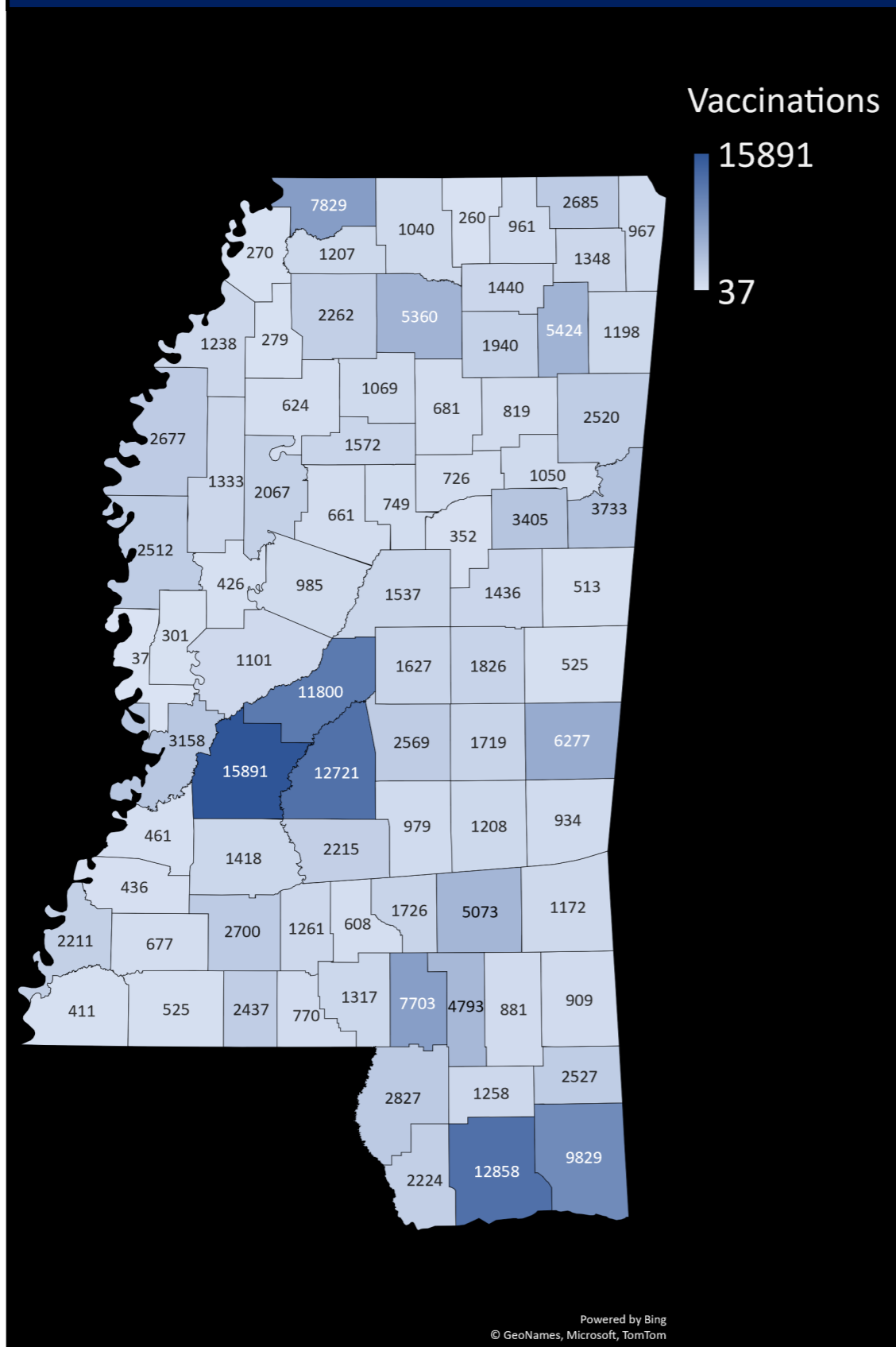


Mississippi State Department of Health COVID-19 Vaccination Reporting

Updated February 1, 2021

Vaccine providers administering COVID-19 vaccine are required to report the doses administered to the Mississippi Immunization Information Exchange (MIIX), the statewide immunization registry, within 24 hours after administration

Vaccinated Individuals by County of Residence



Total Reported Vaccinations

Mississippians Initiating Vaccination (1st Dose)	217,443
Mississippians Fully Vaccinated (2nd Dose)	26,447
Total Doses Administered to Mississippians	243,890

Vaccine Doses Distributed

Federal Pharmacy Partnership	98,475
Mississippi Enrolled Providers*	429,675
Total	528,150

*includes hospitals, private clinics, and MSDH drive through clinics

Vaccine Doses Administered by Facility

Facility	First Dose	Second Dose
Hospital	62,751	20,145
Fed. Pharmacy Partnership (CVS/Walgreens)	21,892	3,822
MSDH/Drive Throughs	88,991	290
Clinics	43,080	2,189
Pharmacies	729	1

Race*

Race	Vaccinations	% of Vaccinations
White	130,264	68%
Black	32,439	17%
Asian	2,602	1%
AIAN**	211	0%
Pacific Islander	99	0%
Multi-racial	81	0%
Other	24,689	13%

*Those with unknown race are excluded

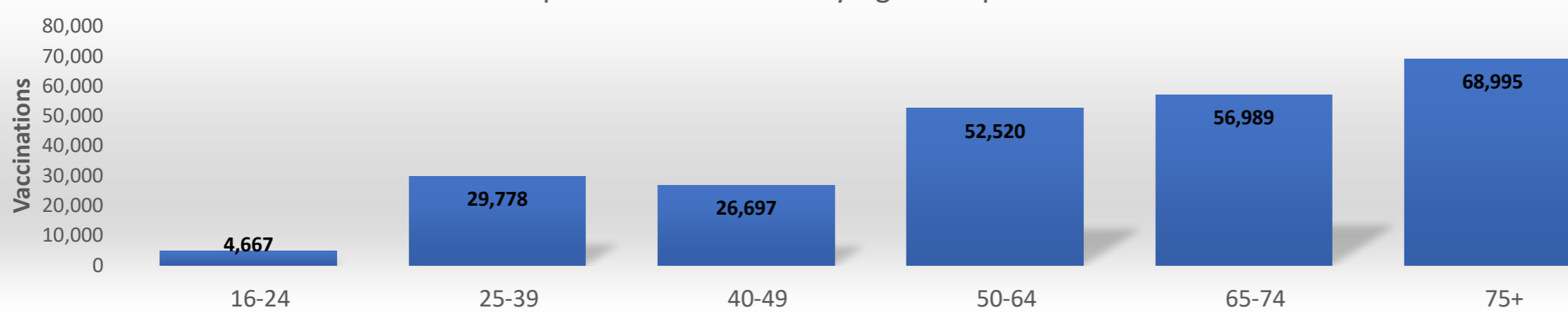
**American Indian and Alaskan Native

Ethnicity

Ethnicity	Vaccinations	% of Vaccinations
Not Hispanic	209,482	86%
Hispanic	1,758	1%
Unknown	32,650	13%

Age Group

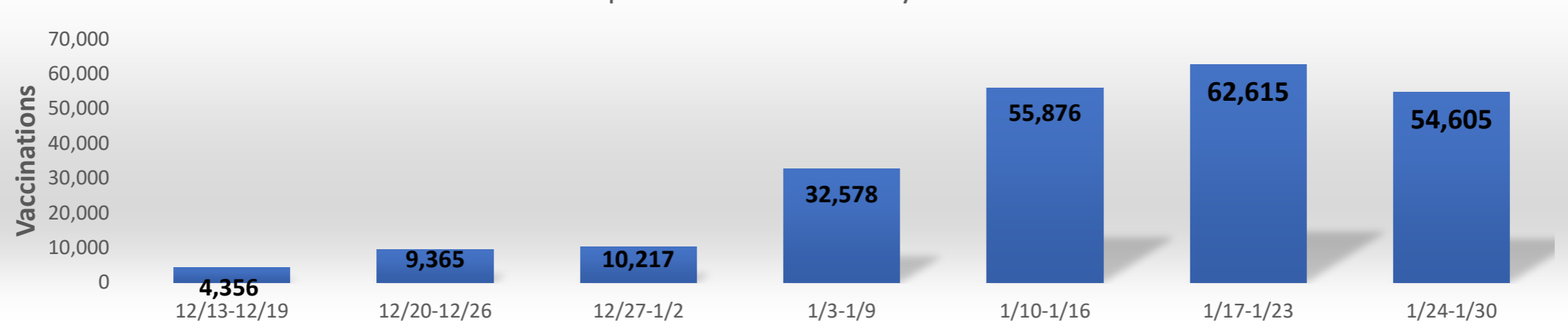
Reported Vaccinations by Age Group**



**Those with unknown ages are excluded

Week

Reported Vaccinations by Week***



***Those with unknown week of vaccine administration are excluded