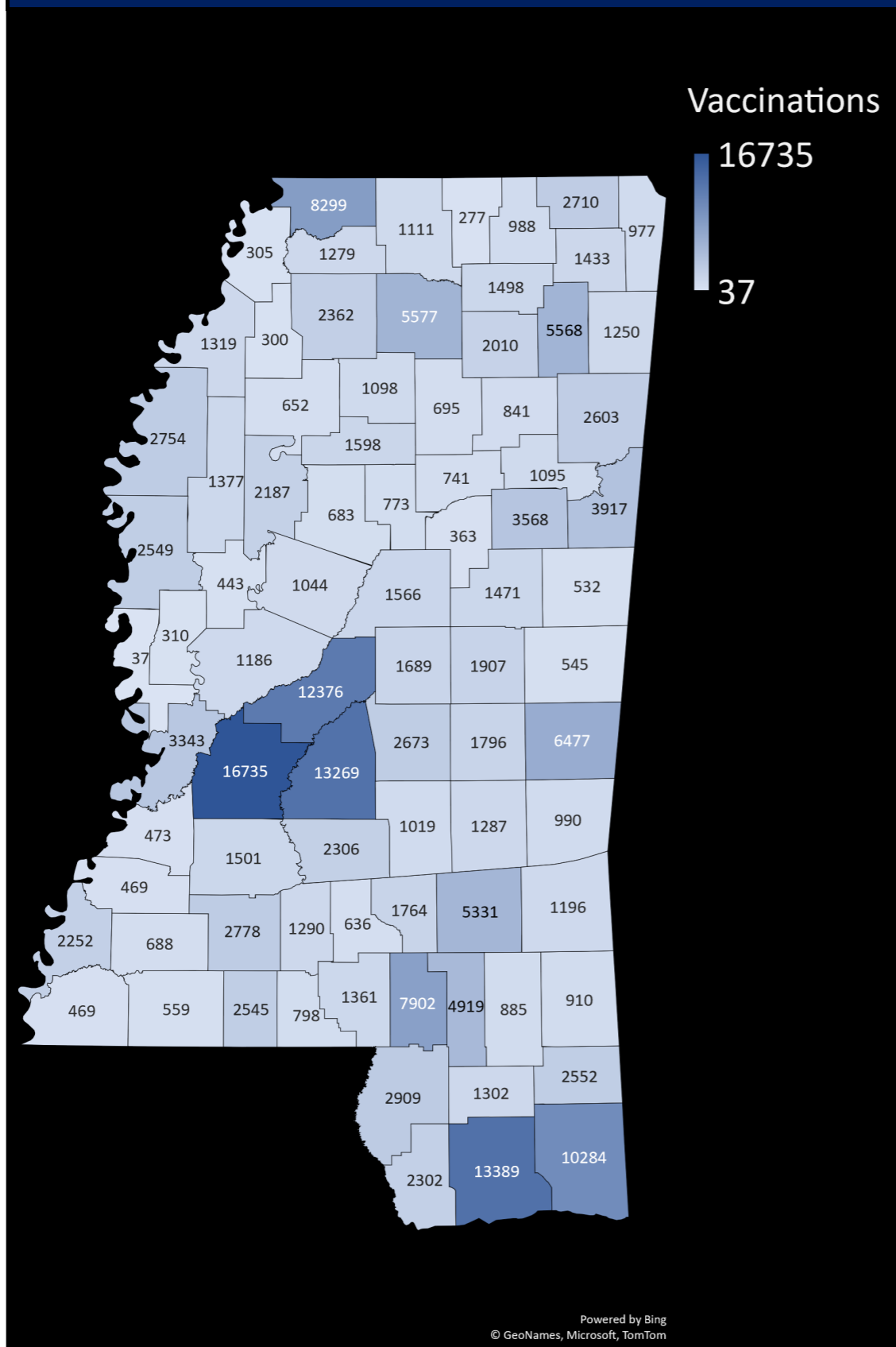


Mississippi State Department of Health COVID-19 Vaccination Reporting

Updated February 2, 2021

Vaccine providers administering COVID-19 vaccine are required to report the doses administered to the Mississippi Immunization Information Exchange (MIIX), the statewide immunization registry, within 24 hours after administration

Vaccinated Individuals by County of Residence



Total Reported Vaccinations

Mississippians Initiating Vaccination (1st Dose)	225,859
Mississippians Fully Vaccinated (2nd Dose)	28,735
Total Doses Administered to Mississippians	254,594

Vaccine Doses Distributed

Federal Pharmacy Partnership	98,475
Mississippi Enrolled Providers*	429,775
Total	528,250

*includes hospitals, private clinics, and MSDH drive through clinics

Vaccine Doses Administered by Facility

Facility	First Dose	Second Dose
Hospital	63,318	21,214
Fed. Pharmacy Partnership (CVS/Walgreens)	22,672	3,944
MSDH/Drive Throughs	94,497	957
Clinics	44,642	2,618
Pharmacies	730	1

Race*

Race	Vaccinations	% of Vaccinations
White	137,213	69%
Black	34,766	17%
Asian	2,778	1%
AIAN**	213	0%
Pacific Islander	104	0%
Multi-racial	81	0%
Other	24,971	12%

*Those with unknown race are excluded

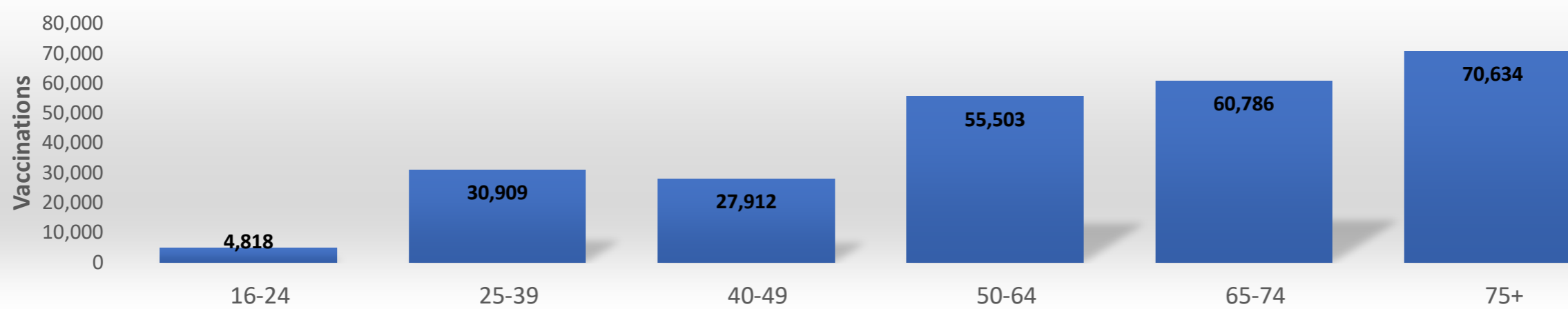
**American Indian and Alaskan Native

Ethnicity

Ethnicity	Vaccinations	% of Vaccinations
Not Hispanic	219,496	86%
Hispanic	1,877	1%
Unknown	33,221	13%

Age Group

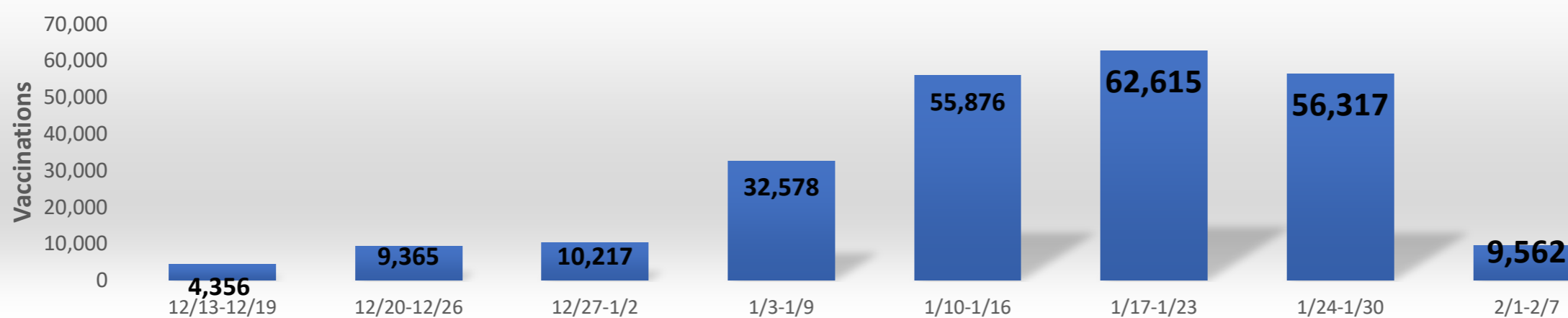
Reported Vaccinations by Age Group**



**Those with unknown ages are excluded

Week

Reported Vaccinations by Week***



***Those with unknown week of vaccine administration are excluded