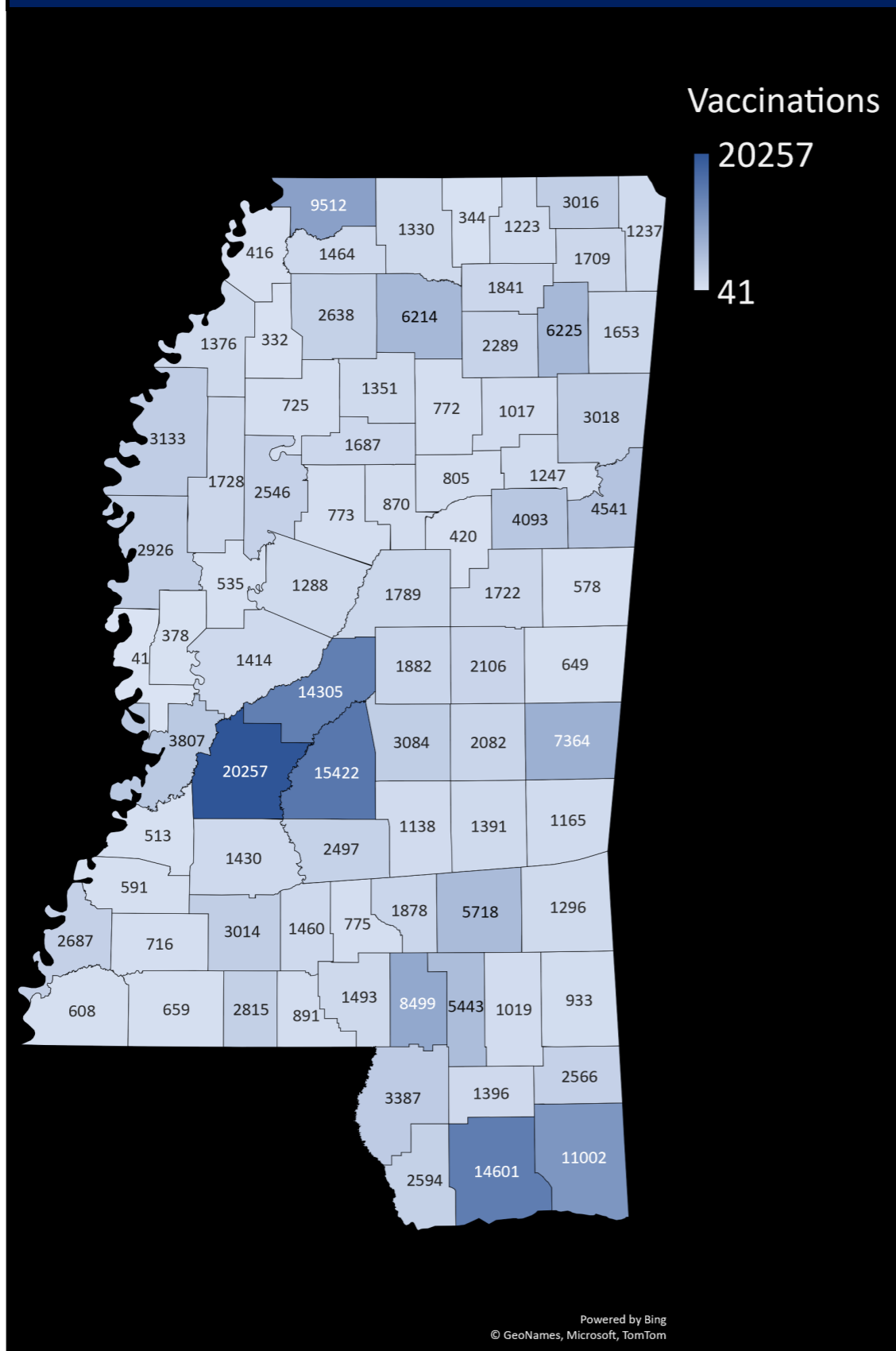


# Mississippi State Department of Health COVID-19 Vaccination Reporting

## Updated February 5, 2021

Vaccine providers administering COVID-19 vaccine are required to report the doses administered to the Mississippi Immunization Information Exchange (MIIX), the statewide immunization registry, within 24 hours after administration

### Vaccinated Individuals by County of Residence



### Total Reported Vaccinations

Mississippians Initiating Vaccination (1st Dose)	255,912
Mississippians Fully Vaccinated (2nd Dose)	49,280
Total Doses Administered to Mississippians	305,192

### Vaccine Doses Distributed

Federal Pharmacy Partnership	98,475
Mississippi Enrolled Providers*	462,650
Total	561,125

\*includes hospitals, private clinics, and MSDH drive through clinics

### Vaccine Doses Administered by Facility

Facility	First Dose	Second Dose
Hospital	67,595	27,129
Fed. Pharmacy Partnership (CVS/Walgreens)	24,752	6,363
MSDH/Drive Throughs	111,486	7,197
Clinics	51,349	8,590
Pharmacies	730	1

### Race\*

Race	Vaccinations	% of Vaccinations
White	168,192	69%
Black	44,746	18%
Asian	3,462	1%
AIAN**	259	0%
Pacific Islander	138	0%
Multi-racial	82	0%
Other	25,781	11%

\*Those with unknown race are excluded

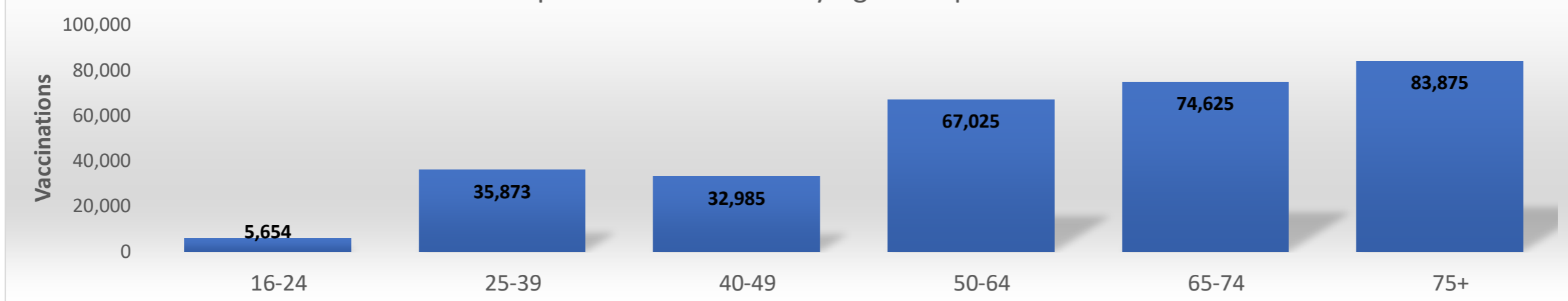
\*\*American Indian and Alaskan Native

### Ethnicity

Ethnicity	Vaccinations	% of Vaccinations
Not Hispanic	265,201	87%
Hispanic	2,341	1%
Unknown	37,650	12%

### Age Group

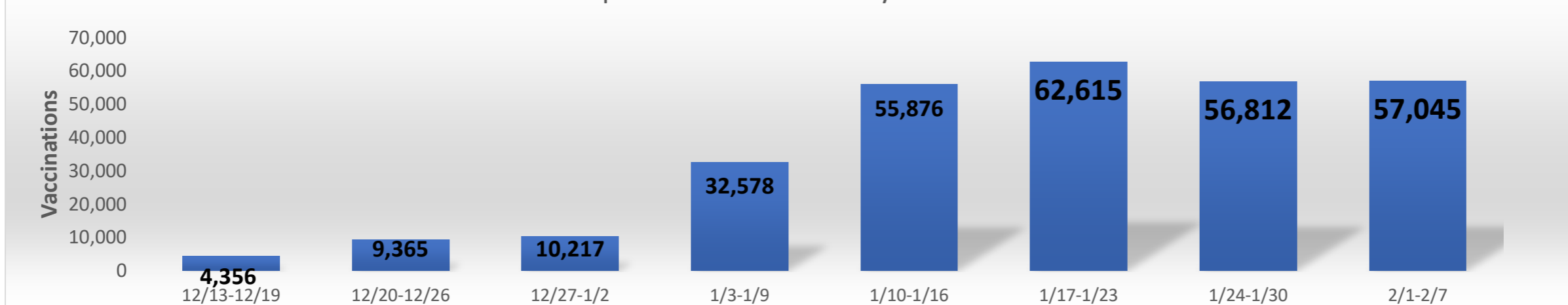
#### Reported Vaccinations by Age Group\*\*



\*\*Those with unknown ages are excluded

### Week

#### Reported Vaccinations by Week\*\*\*



\*\*\*Those with unknown week of vaccine administration are excluded