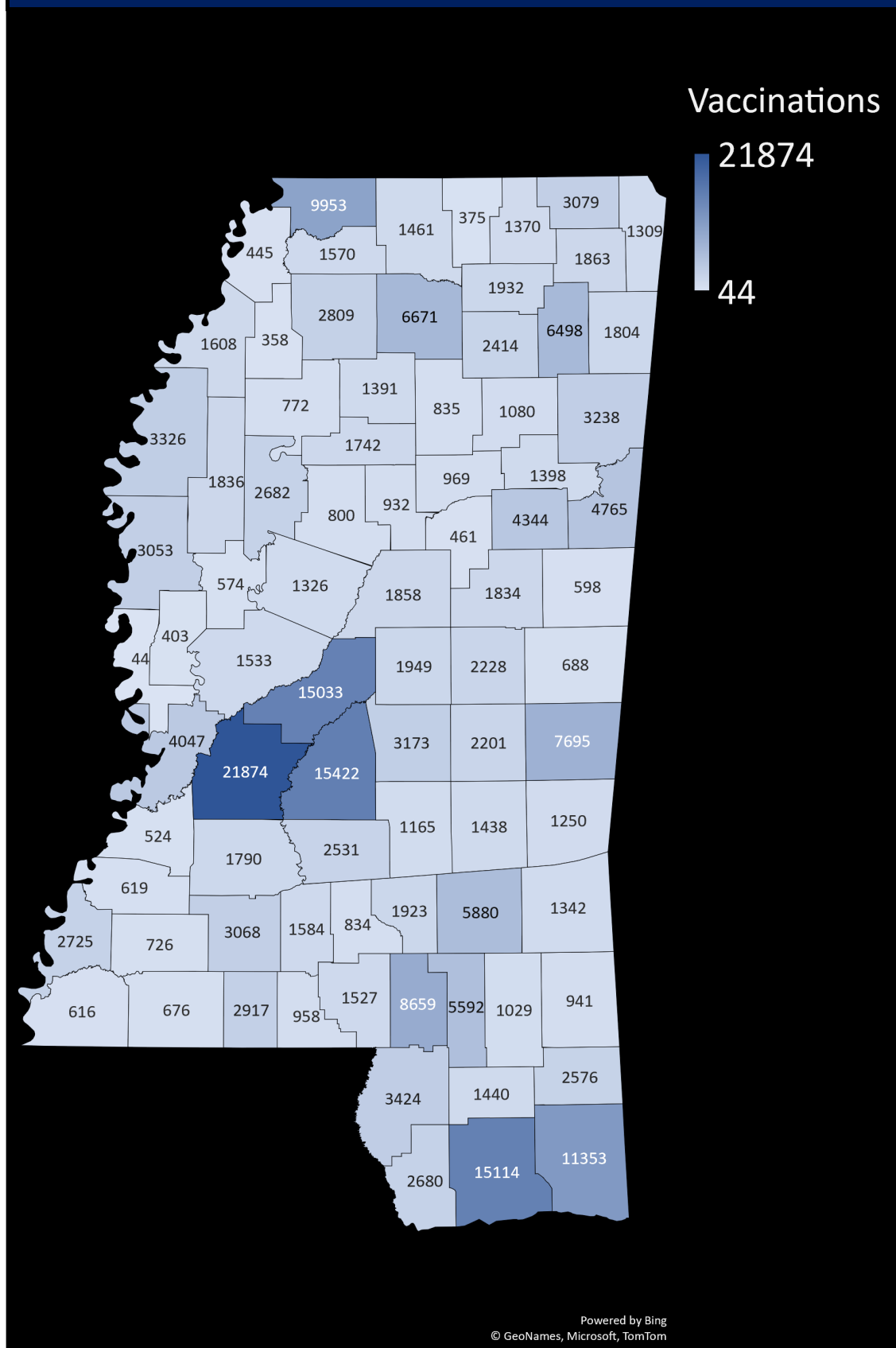


# Mississippi State Department of Health COVID-19 Vaccination Reporting

## Updated February 6, 2021

Vaccine providers administering COVID-19 vaccine are required to report the doses administered to the Mississippi Immunization Information Exchange (MIIX), the statewide immunization registry, within 24 hours after administration

### Vaccinated Individuals by County of Residence



### Total Reported Vaccinations

Mississippians Initiating Vaccination (1st Dose)	268,441
Mississippians Fully Vaccinated (2nd Dose)	58,722
Total Doses Administered to Mississippians	327,163

### Vaccine Doses Distributed

Federal Pharmacy Partnership	98,475
Mississippi Enrolled Providers*	474,450
Total	572,925

\*includes hospitals, private clinics, and MSDH drive through clinics

### Vaccine Doses Administered by Facility

Facility	First Dose	Second Dose
Hospital	69,921	29,389
Fed. Pharmacy Partnership (CVS/Walgreens)	25,595	8,033
MSDH/Drive Throughs	117,517	10,395
Clinics	54,677	10,904
Pharmacies	731	1

### Race\*

Race	Vaccinations	% of Vaccinations
White	181,648	70%
Black	49,359	19%
Asian	3,790	1%
AIAN**	288	0%
Pacific Islander	154	0%
Multi-racial	86	0%
Other	25,679	10%

\*Those with unknown race are excluded

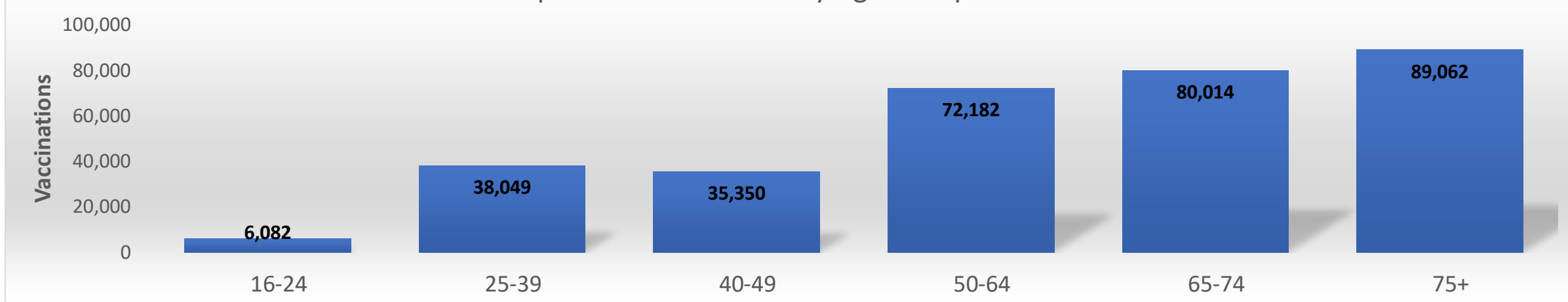
\*\*American Indian and Alaskan Native

### Ethnicity

Ethnicity	Vaccinations	% of Vaccinations
Not Hispanic	285,431	87%
Hispanic	2,551	1%
Unknown	39,181	12%

### Age Group

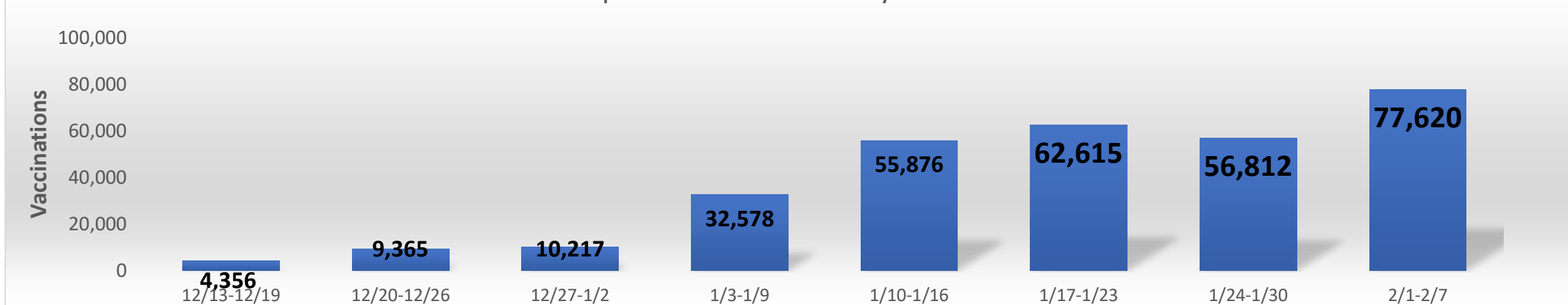
#### Reported Vaccinations by Age Group\*\*



\*\*Those with unknown ages are excluded

### Week

#### Reported Vaccinations by Week\*\*\*



\*\*\*Those with unknown week of vaccine administration are excluded