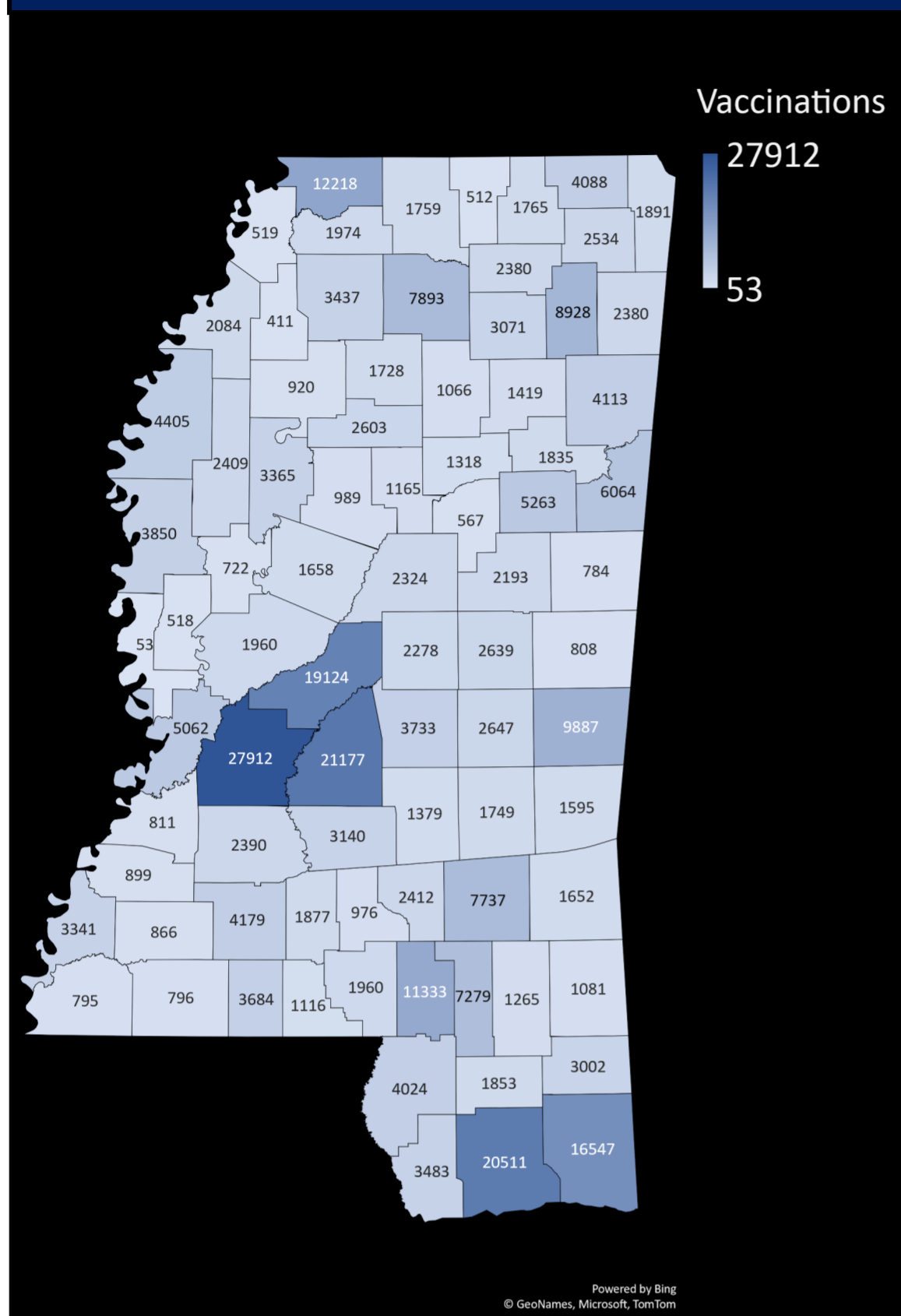


# Mississippi State Department of Health COVID-19 Vaccination Reporting

## Updated February 9, 2021

Vaccine providers administering COVID-19 vaccine are required to report the doses administered to the Mississippi Immunization Information Exchange (MIIX), the statewide immunization registry, within 24 hours after administration

Vaccine Doses Administered by County of Residence (Includes First and Second Doses)



### Total Reported Vaccinations

Mississippians Initiating Vaccination (1st Dose)	279,823
Mississippians Fully Vaccinated (2nd Dose)	70,525
<b>Total Doses Administered to Mississippians</b>	<b>350,348</b>

### Vaccine Doses Distributed

Federal Pharmacy Partnership	98,475
Mississippi Enrolled Providers*	474,450
<b>Total</b>	<b>615,425</b>

\*includes hospitals, private clinics, and MSDH drive through clinics

### Vaccine Doses Administered by Facility

Facility	First Dose	Second Dose
Hospital	70,835	30,867
Fed. Pharmacy Partnership (CVS/Walgreens)	26,126	10,165
MSDH/Drive Throughs	122,978	14,640
Clinics	59,152	14,750
Pharmacies	732	103

### Race\*

Race	First Dose	Second	Vaccinations	% of Vaccinations
White	154,884	40,586	195,470	70%
Black	44,128	9,209	53,337	19%
Asian	3,067	943	4,010	1%
AIAN**	254	55	309	0%
Pacific Islander	134	37	171	0%
Multi-racial	48	38	86	0%
Other	22,670	3,683	26,353	9%

\*Those with unknown race are excluded

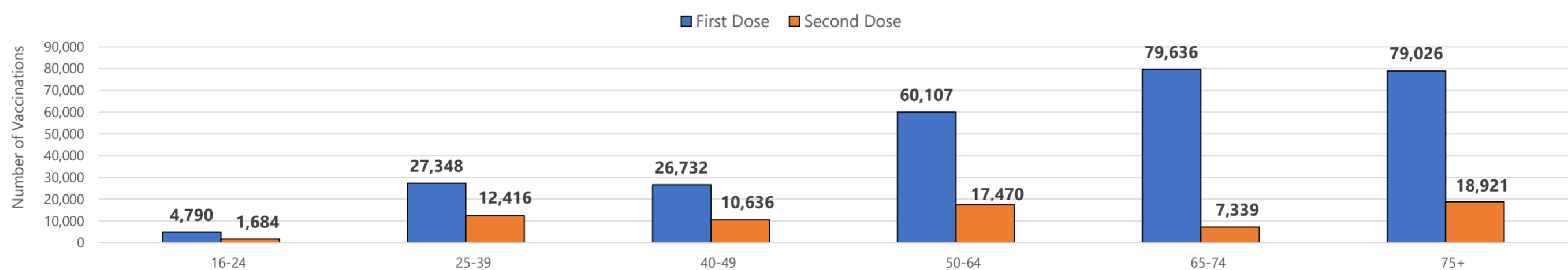
\*\*American Indian and Alaskan Native

### Ethnicity

Ethnicity	First Dose	Second Dose	Vaccinations	% of Vaccinations
Not Hispanic	244,853	61,107	305,960	87%
Hispanic	2,167	556	2,723	1%
Unknown	32,796	8,862	41,658	12%

### Age Group

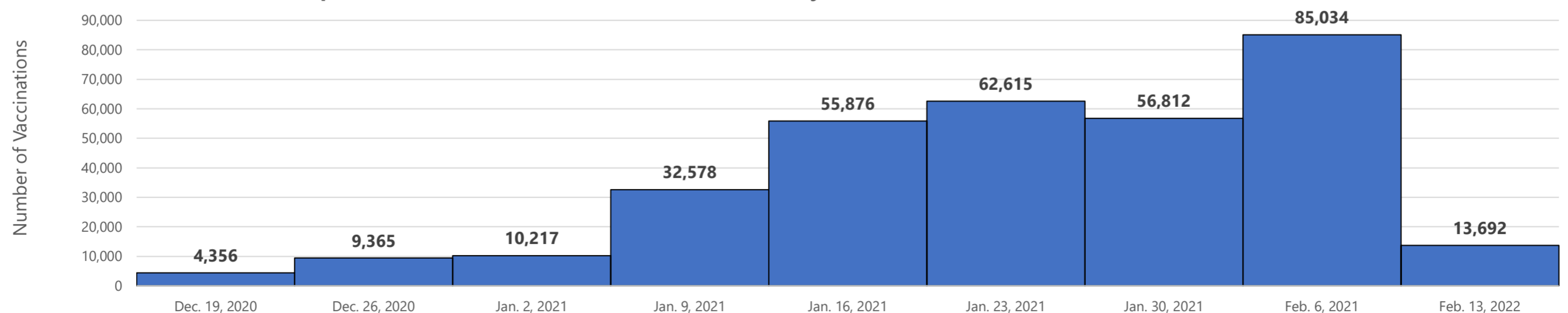
Reported First and Second COVID-19 Vaccine Doses Administered by Age Group\*\*



\*\*Those with unknown ages are excluded

### Week

Reported COVID-19 Vaccine Doses Administered by Week\*\*\* (Includes First and Second Doses)



\*\*\*Those with unknown week of vaccine administration are excluded