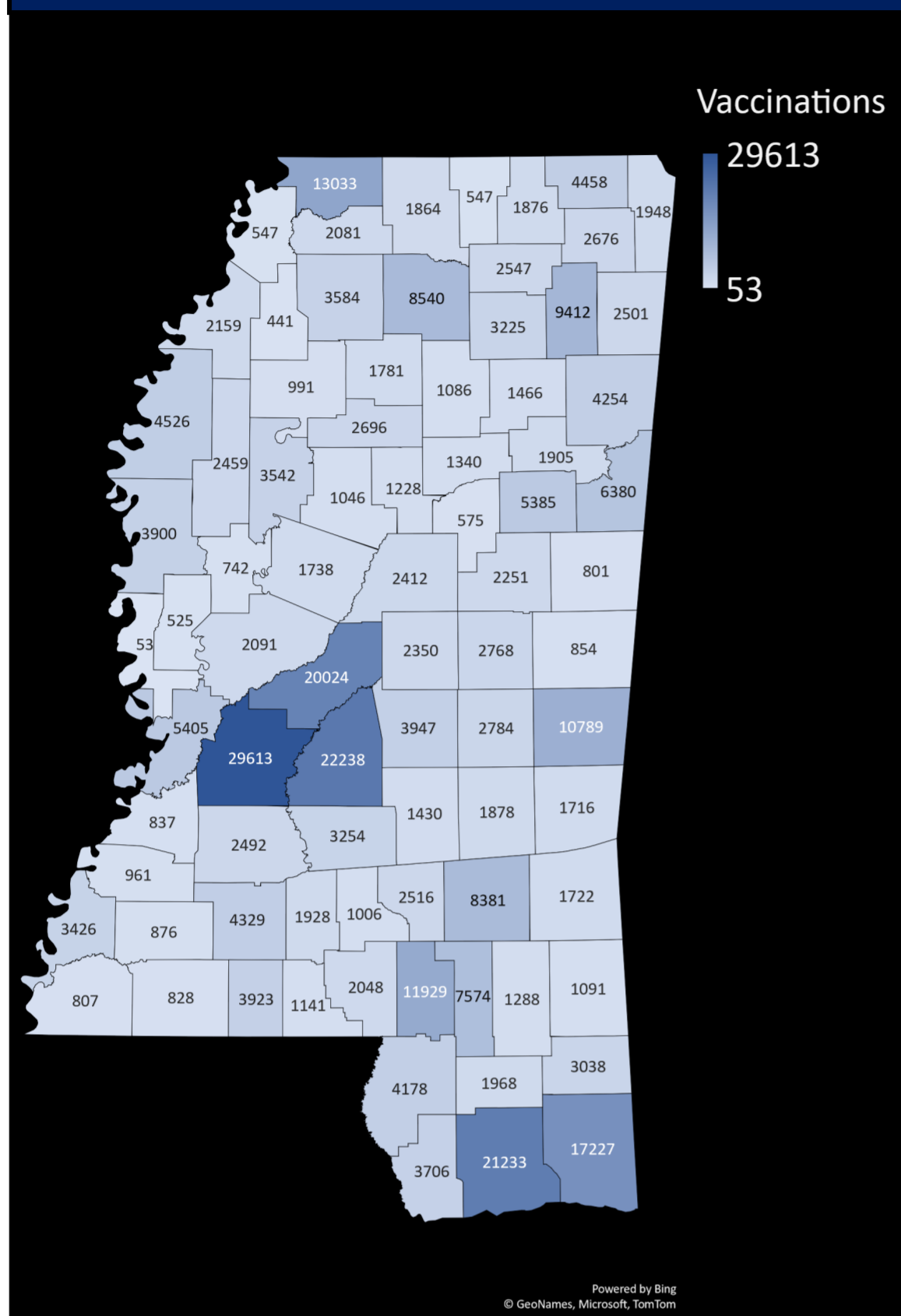


Mississippi State Department of Health COVID-19 Vaccination Reporting

Updated February 10, 2021

Vaccine providers administering COVID-19 vaccine are required to report the doses administered to the Mississippi Immunization Information Exchange (MIIX), the statewide immunization registry, within 24 hours after administration

Vaccine Doses Administered by County of Residence (Includes First and Second Doses)



Total Reported Vaccinations

Mississippians Initiating Vaccination (1st Dose)	288,699
Mississippians Fully Vaccinated (2nd Dose)	81,790
Total Doses Administered to Mississippians	370,489

Vaccine Doses Distributed

Federal Pharmacy Partnership	98,475
Mississippi Enrolled Providers*	474,450
Total	615,425

*includes hospitals, private clinics, and MSDH drive through clinics

Vaccine Doses Administered by Facility

Facility	First Dose	Second Dose
Hospital	71,700	33,152
Fed. Pharmacy Partnership (CVS/Walgreens)	26,383	10,581
MSDH/Drive Throughs	128,317	20,277
Clinics	61,564	17,617
Pharmacies	735	163

Race*

Race	First Dose	Second	Vaccinations	% of Vaccinations
White	160,933	48,442	209,375	70%
Black	46,886	10,406	57,292	19%
Asian	3,226	1,110	4,336	1%
AIAN**	272	78	350	0%
Pacific Islander	138	45	183	0%
Multi-racial	48	38	86	0%
Other	21,851	4,256	26,107	9%

*Those with unknown race are excluded

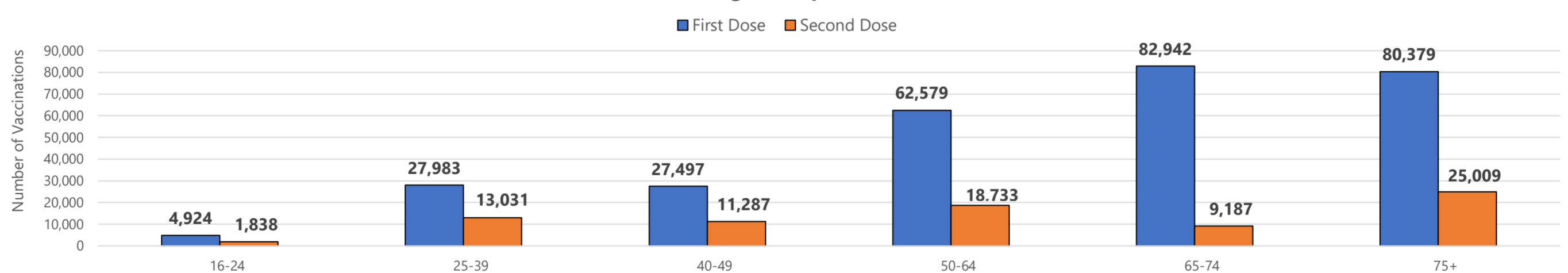
**American Indian and Alaskan Native

Ethnicity

Ethnicity	First Dose	Second Dose	Vaccinations	% of Vaccinations
Not Hispanic	253,289	71,206	324,495	88%
Hispanic	2,259	638	2,897	1%
Unknown	33,155	9,946	43,101	12%

Age Group

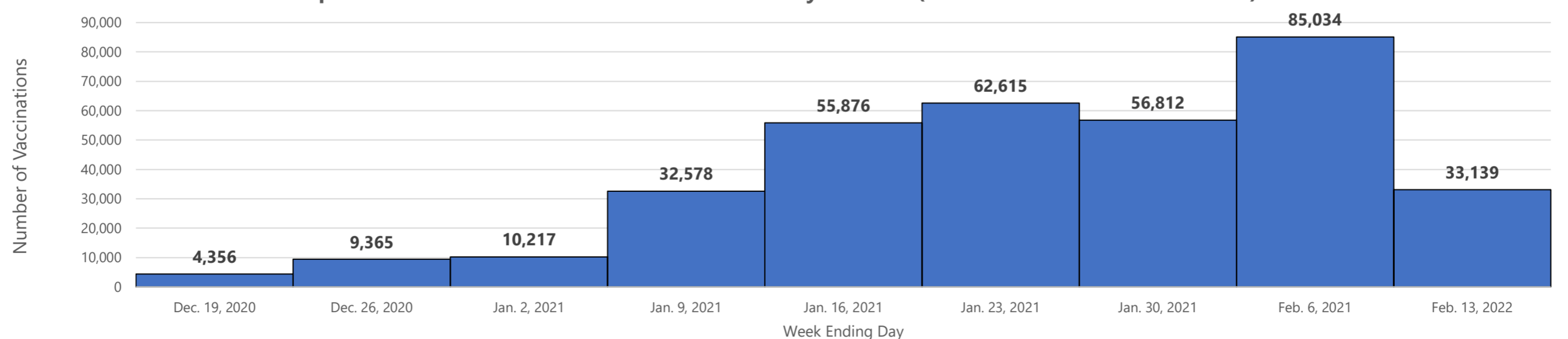
Reported First and Second COVID-19 Vaccine Doses Administered by Age Group**



**Those with unknown ages are excluded

Week

Reported COVID-19 Vaccine Doses Administered by Week*** (Includes First and Second Doses)



***Those with unknown week of vaccine administration are excluded