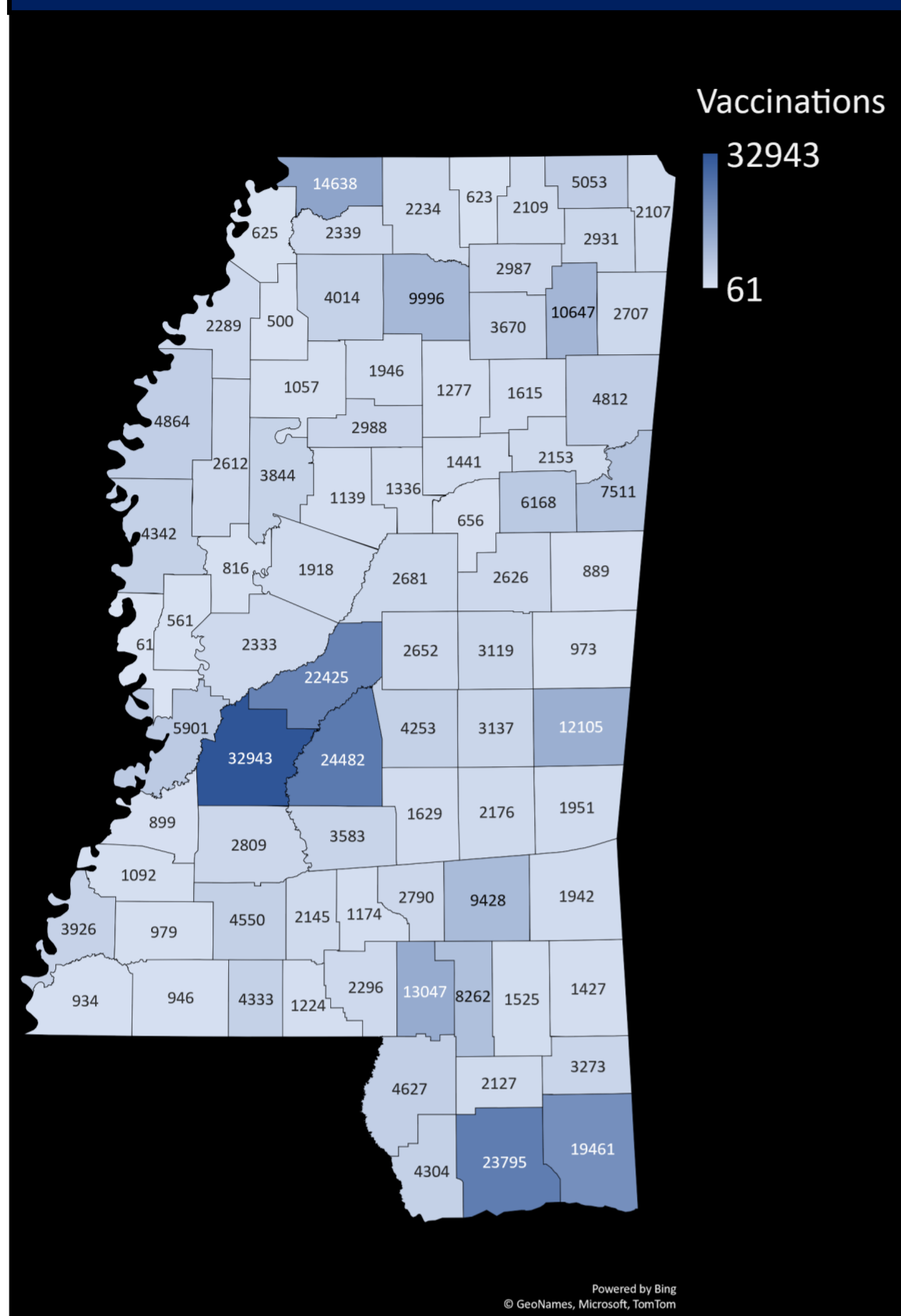


# Mississippi State Department of Health COVID-19 Vaccination Reporting

## Updated February 11, 2021

Vaccine providers administering COVID-19 vaccine are required to report the doses administered to the Mississippi Immunization Information Exchange (MIIX), the statewide immunization registry, within 24 hours after administration

Vaccine Doses Administered by County of Residence (Includes First and Second Doses)



### Total Reported Vaccinations

Mississippians Initiating Vaccination (1st Dose)	299,123
Mississippians Fully Vaccinated (2nd Dose)	93,268
<b>Total Doses Administered to Mississippians</b>	<b>392,391</b>

### Vaccine Doses Distributed

Federal Pharmacy Partnership	98,475
Mississippi Enrolled Providers*	526,925
<b>Total</b>	<b>625,400</b>

\*includes hospitals, private clinics, and MSDH drive through clinics

### Vaccine Doses Administered by Facility

Facility	First Dose	Second Dose
Hospital	72,743	36,385
Fed. Pharmacy Partnership (CVS/Walgreens)	26,659	11,201
MSDH/Drive Throughs	134,174	25,682
Clinics	64,806	19,796
Pharmacies	741	204

### Race\*

Race	First Dose	Second	Vaccinations	% of Vaccinations
White	168,007	56,016	224,023	71%
Black	50,424	11,587	62,011	20%
Asian	3,423	1,239	4,662	1%
AIAN**	273	85	358	0%
Pacific Islander	142	51	193	0%
Multi-racial	48	38	86	0%
Other	20,737	4,406	25,143	8%

\*Those with unknown race are excluded

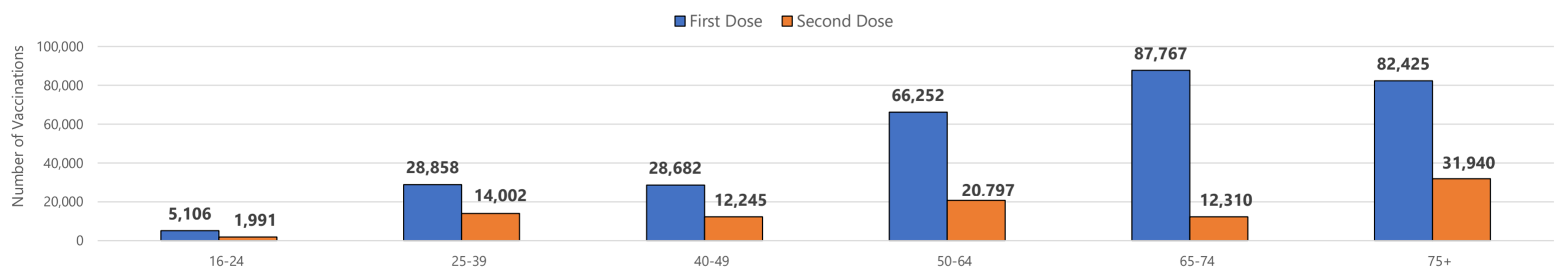
\*\*American Indian and Alaskan Native

### Ethnicity

Ethnicity	First Dose	Second Dose	Vaccinations	% of Vaccinations
Not Hispanic	263,581	81,705	345,286	88%
Hispanic	2,383	719	3,102	1%
Unknown	33,163	10,865	44,028	11%

### Age Group

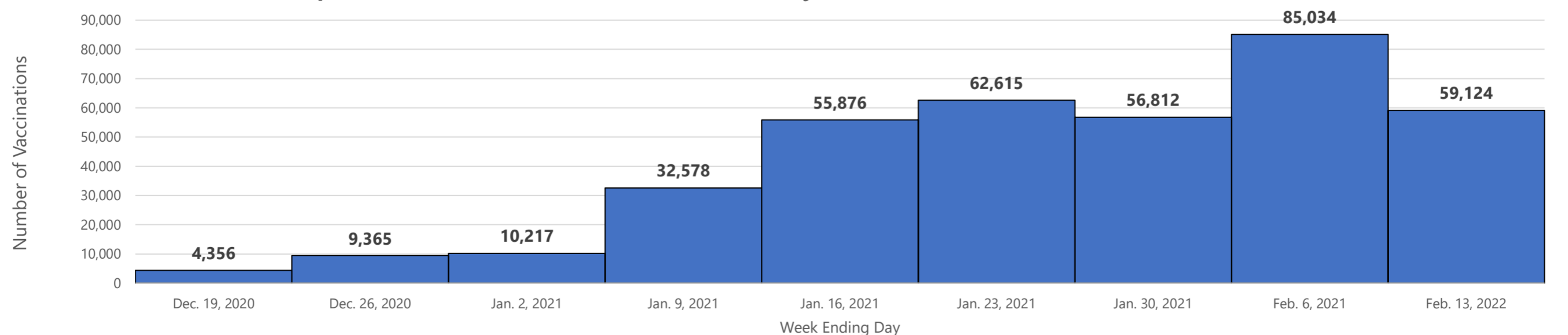
Reported First and Second COVID-19 Vaccine Doses Administered by Age Group\*\*



\*\*Those with unknown ages are excluded

### Week

Reported COVID-19 Vaccine Doses Administered by Week\*\*\* (Includes First and Second Doses)



\*\*\*Those with unknown week of vaccine administration are excluded