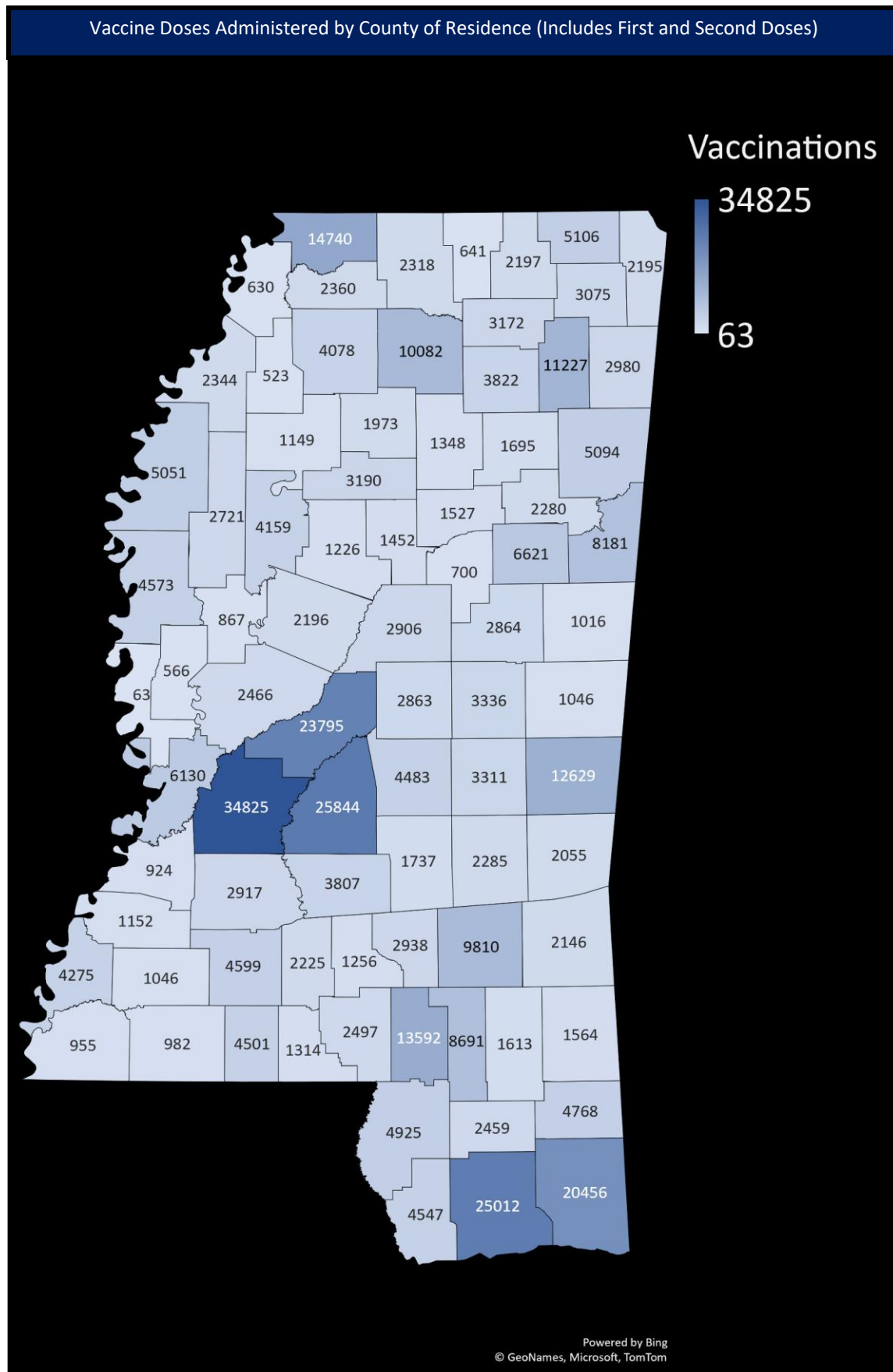


# Mississippi State Department of Health COVID-19 Vaccination Reporting

## Updated February 12, 2021

Vaccine providers administering COVID-19 vaccine are required to report the doses administered to the Mississippi Immunization Information Exchange (MIIX), the statewide immunization registry, within 24 hours after administration



Total Reported Vaccinations by Mississippi Providers	
First Doses Administered	306,906
Second Doses Administered (Fully Vaccinated)	107,275
Total Doses Administered	414,181

Vaccine Doses Distributed	
Fed. Pharmacy Partnership LTCF (CVS/Walgreens)	98,475
Mississippi Enrolled Providers*	540,200
Total	638,675

\*includes hospitals, private clinics, and MSDH drive through clinics

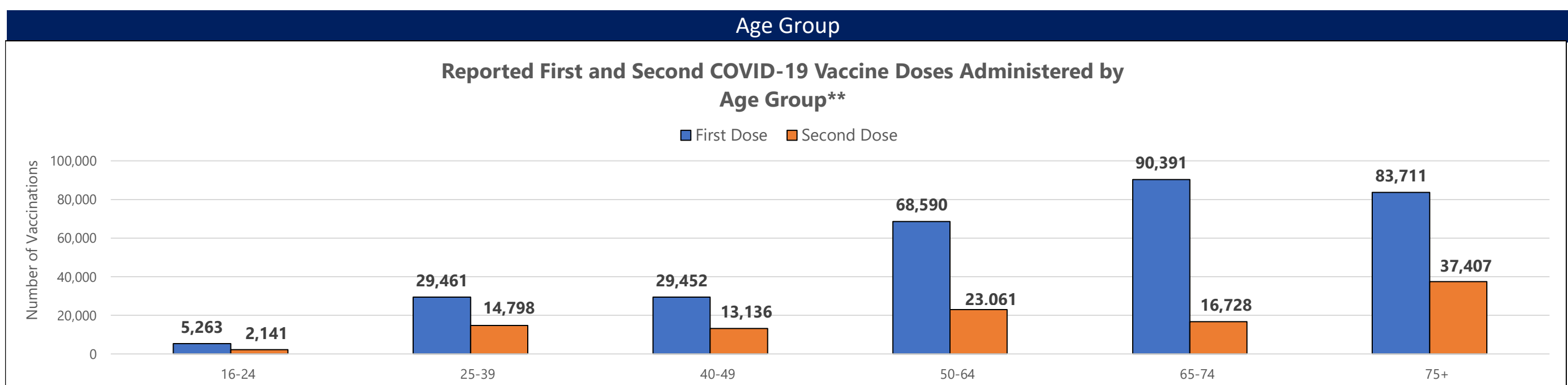
Vaccine Doses Administered by Facility		
Facility	First Dose	Second Dose
Hospital	73,968	41,710
Fed. Pharmacy Partnership LTCF (CVS/Walgreens)	27,115	12,697
MSDH/Drive Throughs	138,643	30,722
Clinics	66,318	21,869
Pharmacies	862	277

Race*				
Race	First Dose	Second Dose	Vaccinations	% of Vaccinations
White	173,651	65,375	239,026	71%
Black	53,109	13,107	66,216	20%
Asian	3,557	1,351	4,908	1%
AIAN**	285	92	377	0%
Pacific Islander	154	61	215	0%
Multi-racial	47	39	86	0%
Other	19,471	4,697	24,168	7%

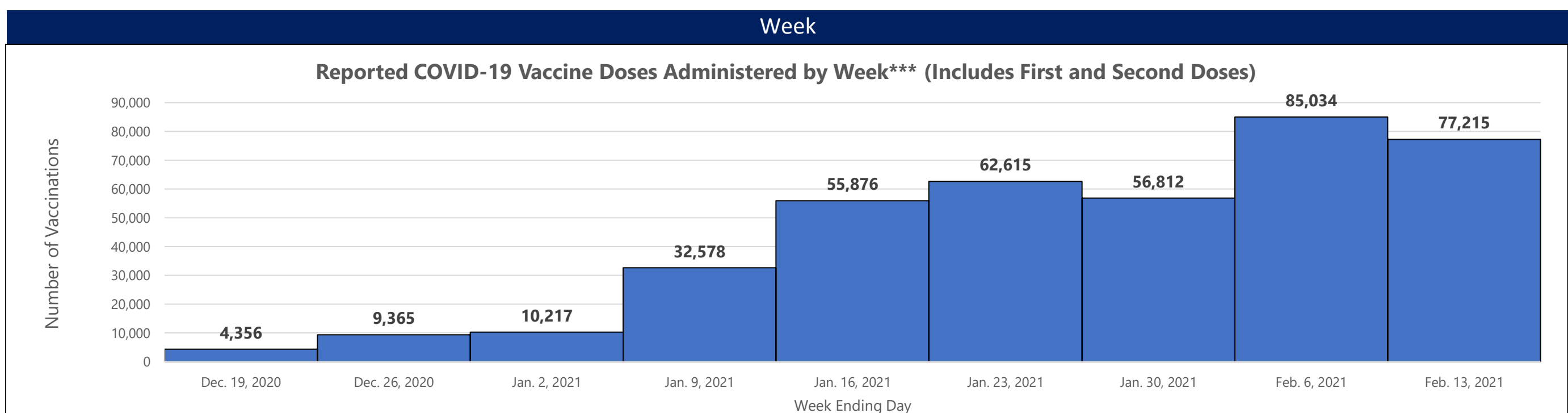
\*Those with unknown race are excluded

\*\*American Indian and Alaskan Native

Ethnicity				
Ethnicity	First Dose	Second Dose	Vaccinations	% of Vaccinations
Not Hispanic	271,273	94,416	365,689	88%
Hispanic	2,484	813	3,297	1%
Unknown	33,149	12,046	45,195	11%



\*\*Those with unknown ages are excluded



\*\*\*Those with unknown week of vaccine administration are excluded