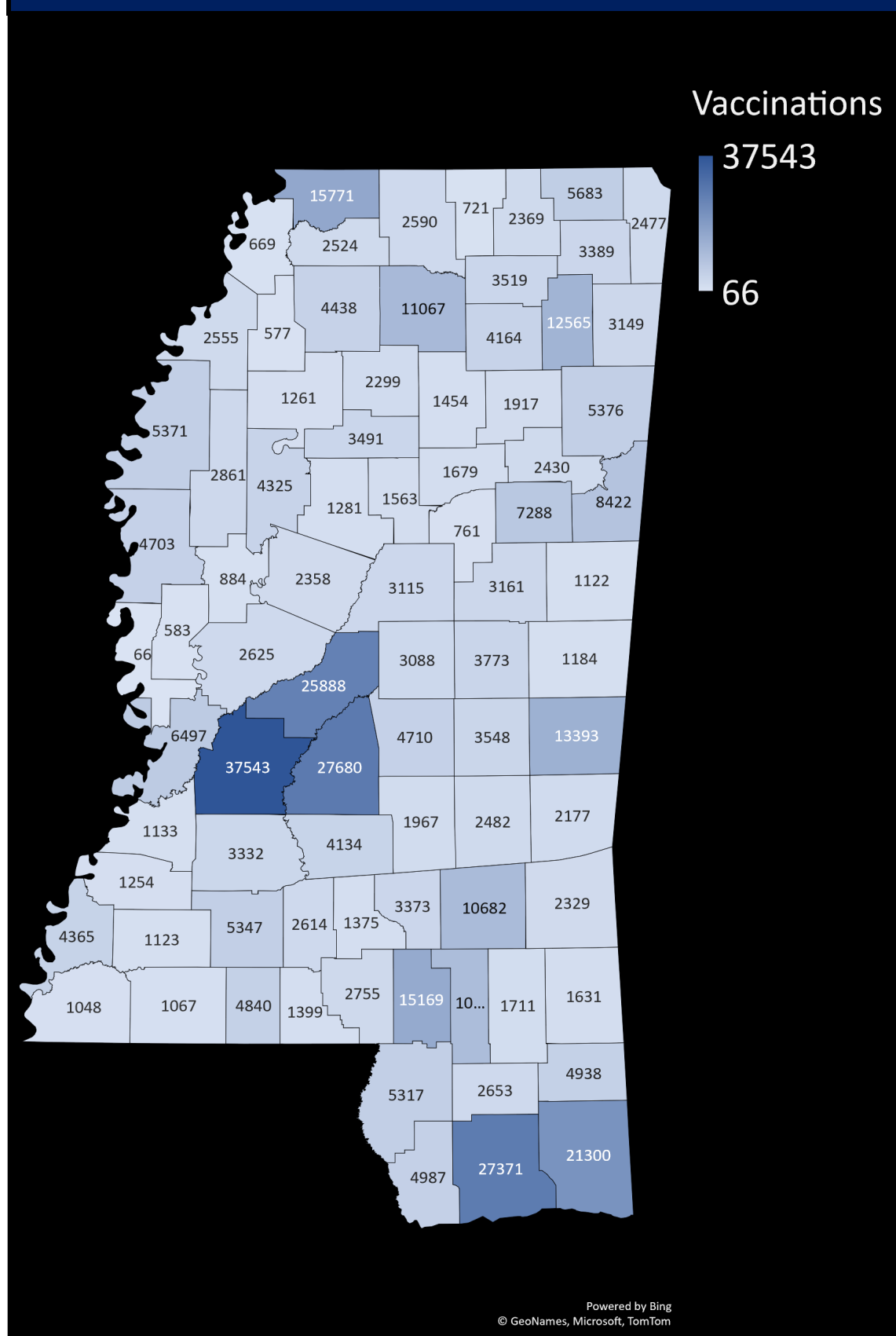


Mississippi State Department of Health COVID-19 Vaccination Reporting

Updated February 17, 2021

Vaccine providers administering COVID-19 vaccine are required to report the doses administered to the Mississippi Immunization Information Exchange (MIIX), the statewide immunization registry, within 24 hours after administration

Vaccine Doses Administered by County of Residence (Includes First and Second Doses)



Total Reported Vaccinations by Mississippi Providers

First Doses Administered	323,008
Second Doses Administered (Fully Vaccinated)	126,807
Total Doses Administered	449,815

Vaccine Doses Distributed

Fed. Pharmacy Partnership LTCF (CVS/Walgreens)	88,725
Mississippi Enrolled Providers*	616,730
Total	705,455

*includes hospitals, private clinics, and MSDH drive through clinics

Vaccine Doses Administered by Facility

Facility	First Dose	Second Dose
Hospital	76,740	49,927
Fed. Pharmacy Partnership LTCF (CVS/Walgreens)	28,229	15,685
MSDH/Drive Throughs	143,539	36,740
Clinics	71,103	24,108
Pharmacies	3,397	347

Race*

Race	First Dose	Second Dose	Vaccinations	% of Vaccinations
White	183,211	76,823	260,034	71%
Black	58,085	15,320	73,405	20%
Asian	3,741	1,521	5,262	1%
AIAN**	312	105	417	0%
Pacific Islander	164	71	235	0%
Multi-racial	50	41	91	0%
Other	18,616	5,750	24,366	7%

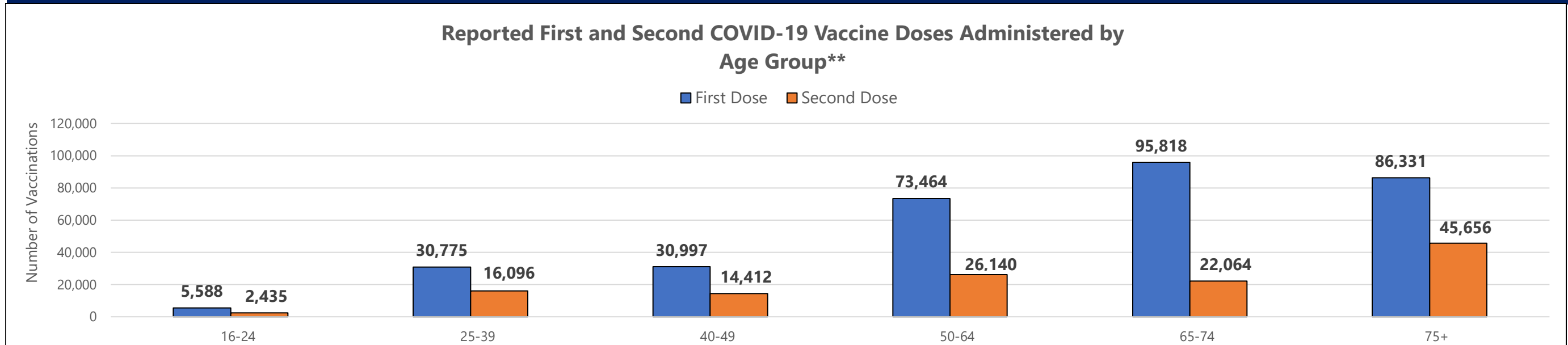
*Those with unknown race are excluded

**American Indian and Alaskan Native

Ethnicity

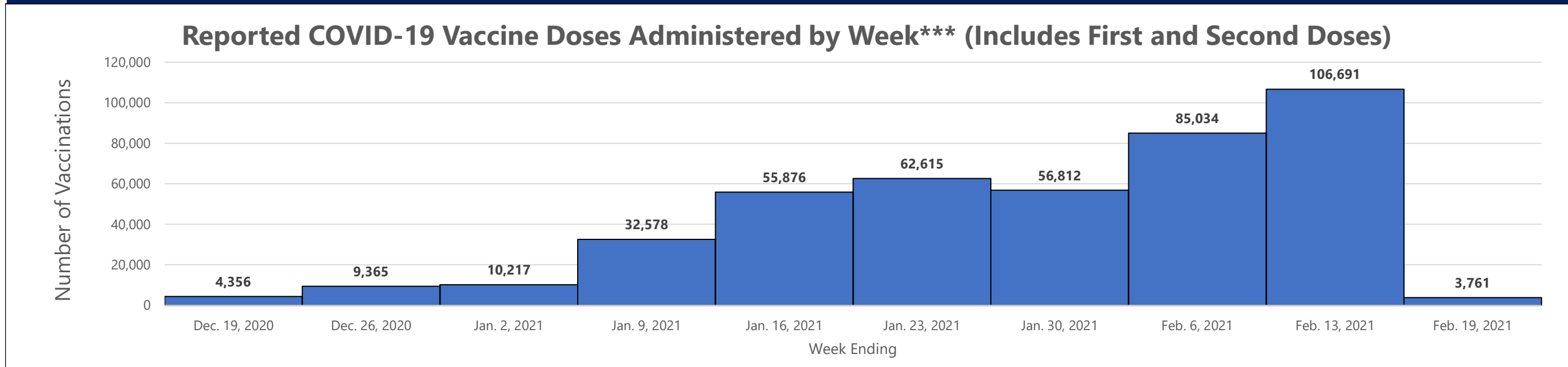
Ethnicity	First Dose	Second Dose	Vaccinations	% of Vaccinations
Not Hispanic	285,923	111,532	397,455	88%
Hispanic	2,719	919	3,638	1%
Unknown	34,370	14,356	48,726	11%

Age Group



**Those with unknown ages are excluded

Week



***Those with unknown week of vaccine administration are excluded