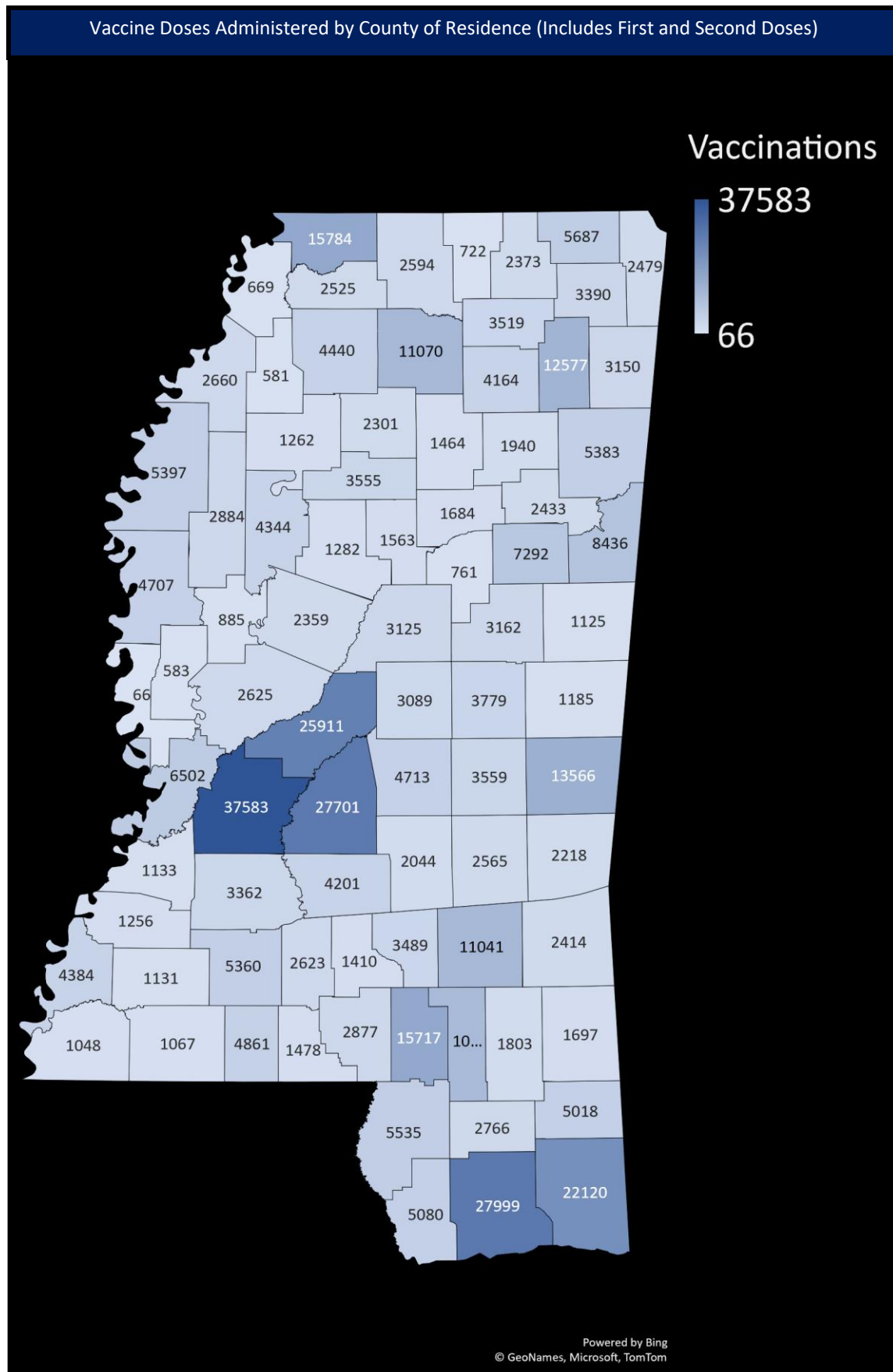


Mississippi State Department of Health COVID-19 Vaccination Reporting

Updated February 18, 2021

Vaccine providers administering COVID-19 vaccine are required to report the doses administered to the Mississippi Immunization Information Exchange (MIIX), the statewide immunization registry, within 24 hours after administration



Category	Count
First Doses Administered	325,332
Second Doses Administered (Fully Vaccinated)	129,594
Total Doses Administered	454,926

Category	Count
Fed. Pharmacy Partnership LTCF (CVS/Walgreens)	88,725
Mississippi Enrolled Providers*	616,730
Total	705,455

*includes hospitals, private clinics, and MSDH drive through clinics

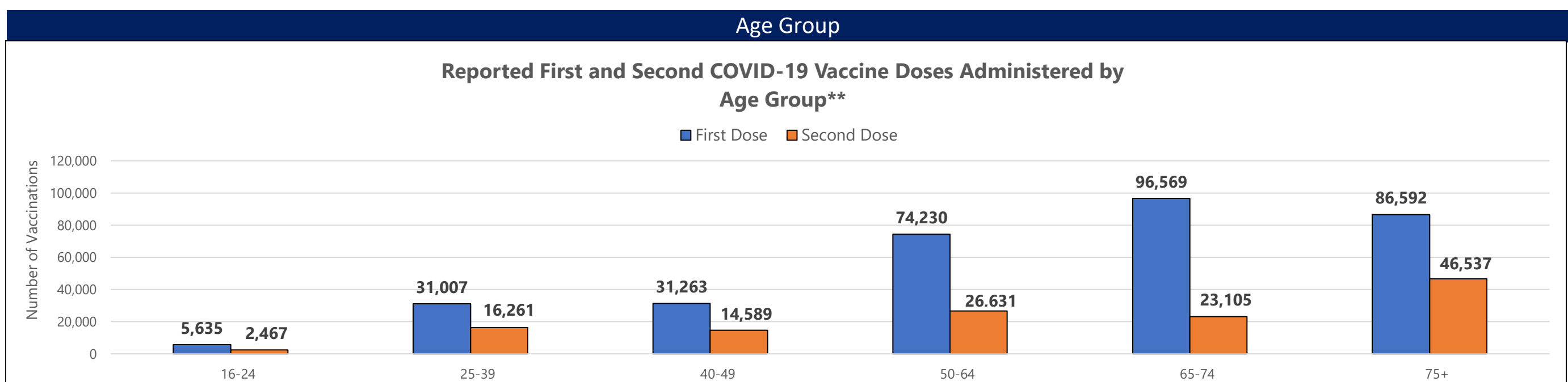
Facility	First Dose	Second Dose
Hospital	76,944	51,006
Fed. Pharmacy Partnership LTCF (CVS/Walgreens)	28,283	15,766
MSDH/Drive Throughs	145,021	37,682
Clinics	71,253	24,766
Pharmacies	3,831	374

Race	First Dose	Second Dose	Vaccinations	% of Vaccinations
White	185,098	78,657	263,755	72%
Black	58,648	15,700	74,348	20%
Asian	3,773	1,564	5,337	1%
AIAN**	321	107	428	0%
Pacific Islander	165	71	236	0%
Multi-racial	50	41	91	0%
Other	18,456	5,815	24,271	7%

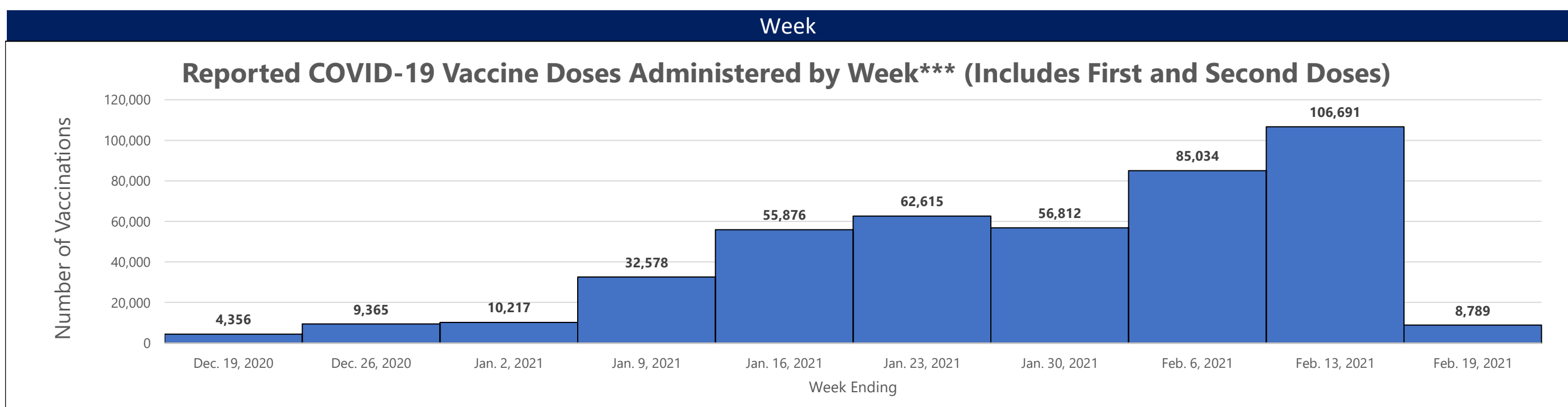
*Those with unknown race are excluded

**American Indian and Alaskan Native

Ethnicity	First Dose	Second Dose	Vaccinations	% of Vaccinations
Not Hispanic	288,146	114,170	402,316	88%
Hispanic	2,781	946	3,727	1%
Unknown	34,409	14,478	48,887	11%



**Those with unknown ages are excluded



***Those with unknown week of vaccine administration are excluded