Mississippi State Department of Health COVID-19 Vaccination Reporting

Updated February 22, 2021

Vaccine providers administering COVID-19 vaccine are required to report the doses administered to the Mississippi Immunization Information Exchange (MIIX), the statewide immunization registry, within 24 hours after administration

Vaccine Doses Administered by County of Residence (Includes First and Second Doses)

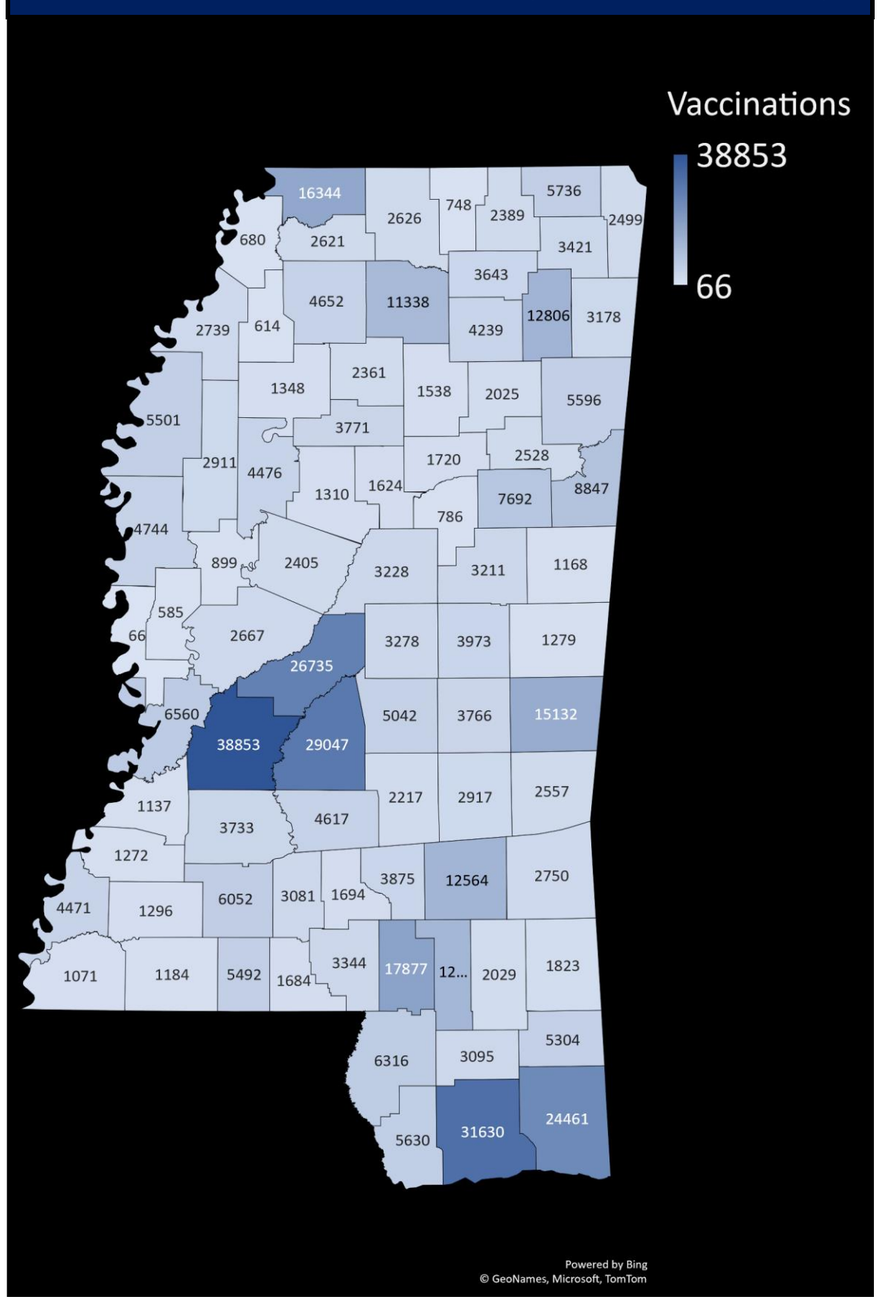

Total Reported Vaccinations by Mississippi Providers	
First Doses Administered	341,102
Second Doses Administered (Fully Vaccinated)	145,941
Total Doses Administered	487,043

Vaccine Doses Distributed	
Fed. Pharmacy Partnership LTCF (CVS/Walgreens)	88,725
Mississippi Enrolled Providers*	688,610
Total	777,335

*includes hospitals, private clinics, and MSDH drive through clinics

Vaccine Doses Administered by Facility		
Facility	**First Dose**	**Second Dose**
Hospital	78,219	54,864
Fed. Pharmacy Partnership LTCF (CVS/Walgreens)	28,616	17,410
MSDH/Drive Throughs	153,878	44,837
Clinics	74,381	28,323
Pharmacies	6,008	507

Race*				
Race	**First Dose**	**Second Dose**	**Vaccinations**	**% of Vaccinations**
White	195,618	88,851	284,469	72%
Black	63,236	18,136	81,372	21%
Asian	3,944	1,729	5,673	1%
AIAN**	341	130	471	0%
Pacific Islander	184	81	265	0%
Multi-racial	51	43	94	0%
Other	17,635	6,435	24,070	6%

*Those with unknown race are excluded
**American Indian and Alaskan Native

Ethnicity				
Ethnicity	**First Dose**	**Second Dose**	**Vaccinations**	**% of Vaccinations**
Not Hispanic	302,781	129,165	431,946	89%
Hispanic	3,108	1,072	4,180	1%
Unknown	35,218	15,704	50,922	10%

Age Group

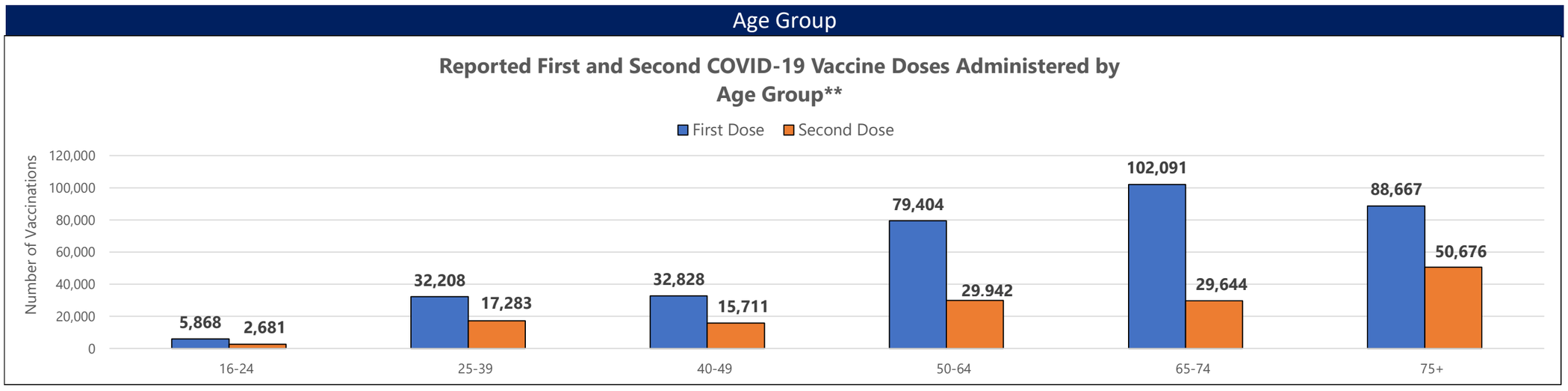

**Those with unknown ages are excluded

Week

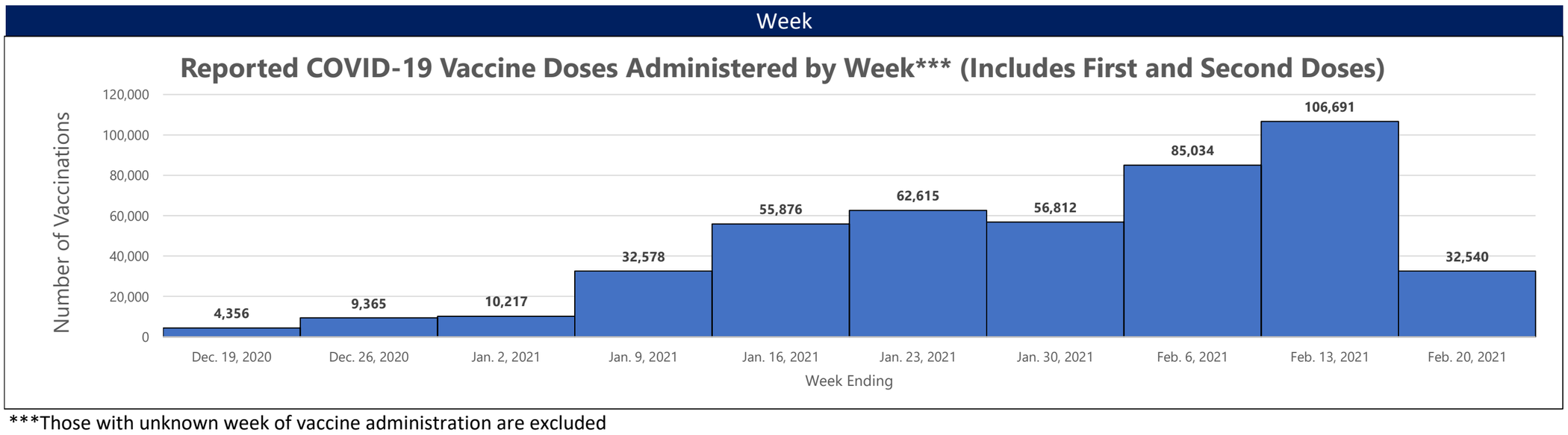

***Those with unknown week of vaccine administration are excluded