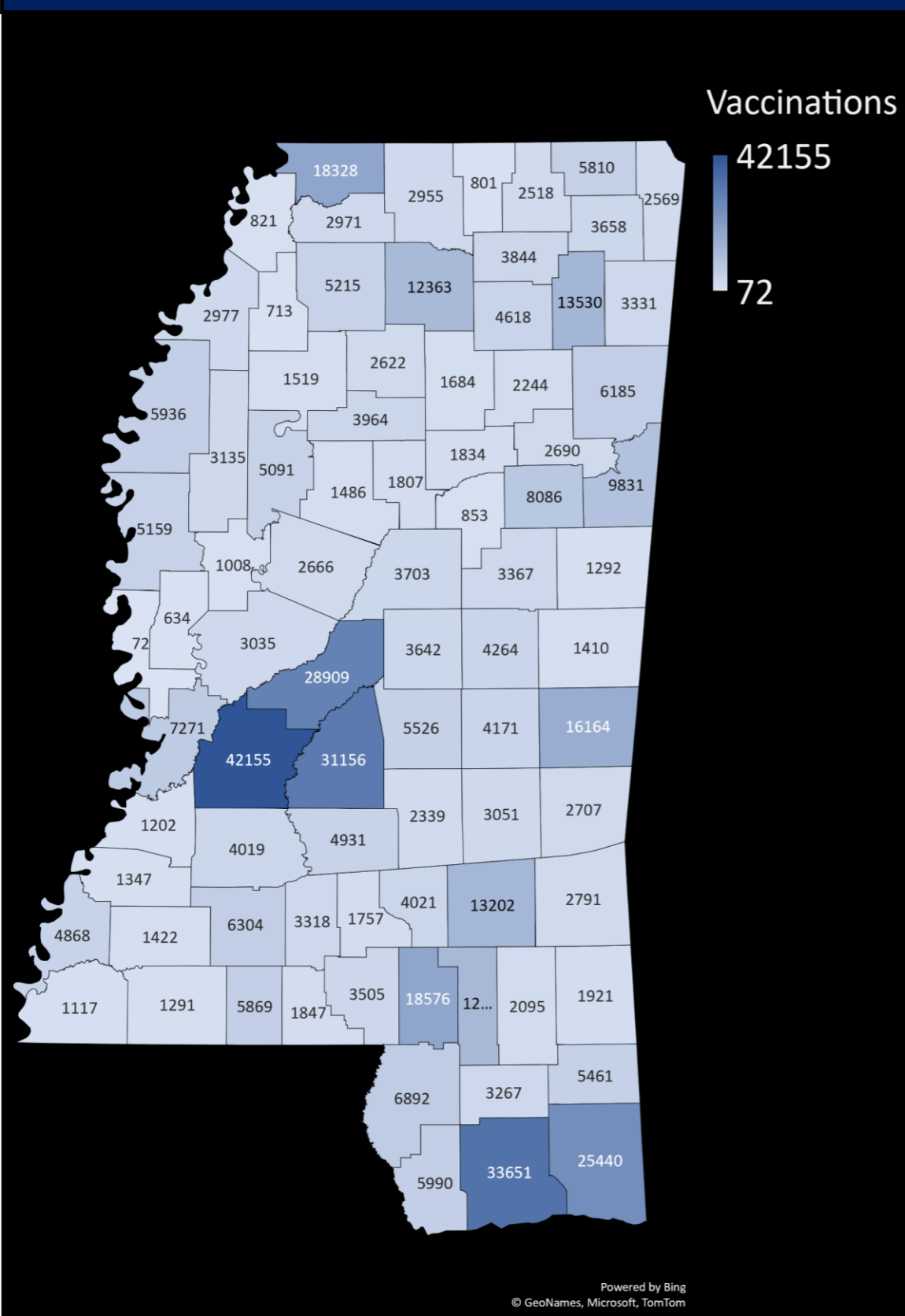


Mississippi State Department of Health COVID-19 Vaccination Reporting

Updated as of 8a.m. February 24, 2021

Vaccine providers administering COVID-19 vaccine are required to report the doses administered to the Mississippi Immunization Information Exchange (MIIX), the statewide immunization registry, within 24 hours after administration

Vaccine Doses Administered by County of Residence (Includes First and Second Doses)



Total Reported Vaccinations by Mississippi Providers

People Receiving One or More Doses	358,246
People Receiving Two Doses	167,077
Total Doses Administered	525,323

Vaccine Doses Distributed

Fed. Pharmacy Partnership LTCF (CVS/Walgreens)	88,725
Mississippi Enrolled Providers*	702,630
Total	791,355

*includes hospitals, private clinics, and MSDH drive through clinics

Vaccine Doses Administered by Facility

Facility	First Dose	Second Dose
Hospital	79,409	58,309
Fed. Pharmacy Partnership LTCF (CVS/Walgreens)	29,039	18,748
MSDH/Drive Throughs	165,151	55,247
Clinics	77,362	34,091
Pharmacies	7,286	682

Race*

Race	First Dose	Second Dose	Vaccinations	Vaccination%
White	206,382	101,849	308,231	72%
Black	69,456	22,273	91,729	21%
Asian	4,183	1,964	6,147	1%
AIAN**	366	145	511	0%
Pacific Islander	207	95	302	0%
Multi-racial	51	44	95	0%
Other	16,503	6,873	23,376	5%

*Those with unknown race are excluded

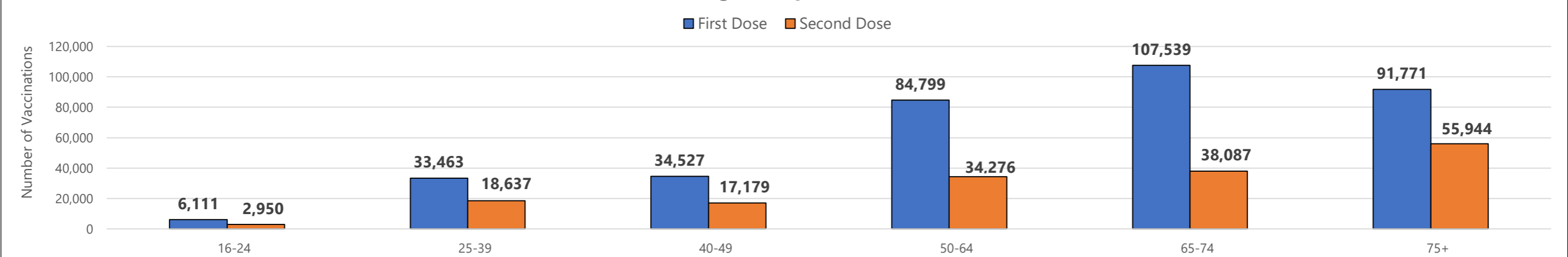
**American Indian and Alaskan Native

Ethnicity

Ethnicity	First Dose	Second Dose	Vaccinations	Vaccination%
Not Hispanic	319,588	148,745	468,333	89%
Hispanic	3,351	1,219	4,570	1%
Unknown	35,312	17,113	52,425	10%

Age Group

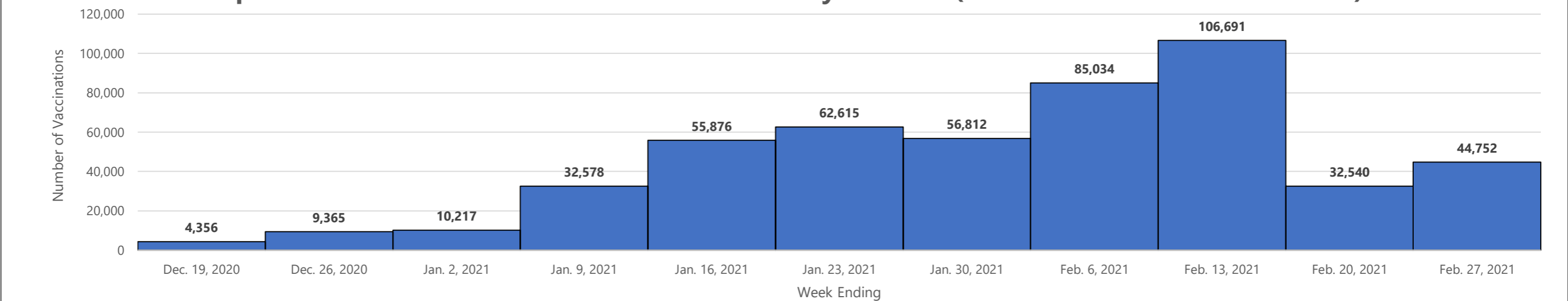
Reported First and Second COVID-19 Vaccine Doses Administered by Age Group**



**Those with unknown ages are excluded

Week

Reported COVID-19 Vaccine Doses Administered by Week*** (Includes First and Second Doses)



***Those with unknown week of vaccine administration are excluded