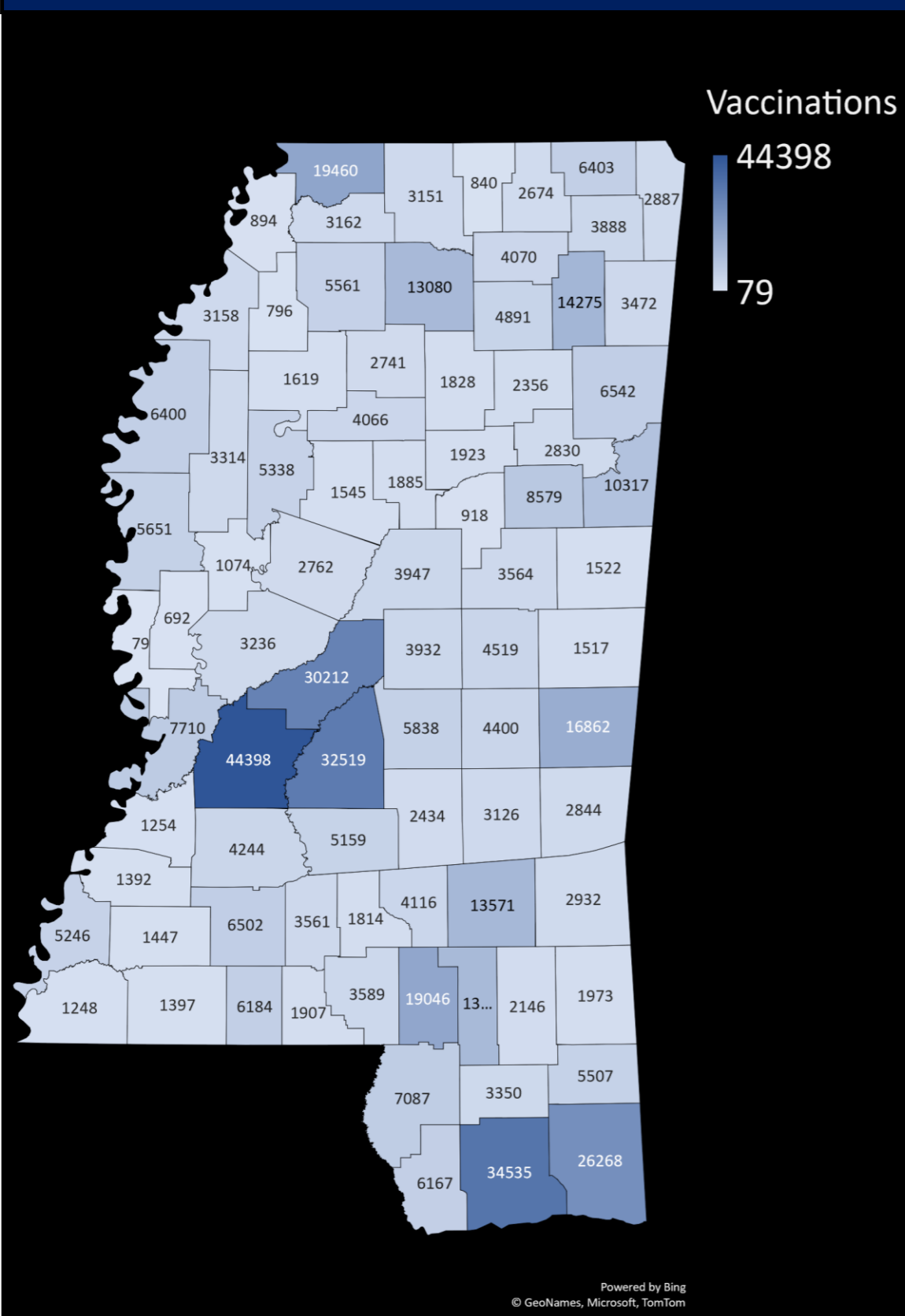


Mississippi State Department of Health COVID-19 Vaccination Reporting

Updated as of 8a.m. February 25, 2021

Vaccine providers administering COVID-19 vaccine are required to report the doses administered to the Mississippi Immunization Information Exchange (MIIX), the statewide immunization registry, within 24 hours after administration

Vaccine Doses Administered by County of Residence (Includes First and Second Doses)



Total Reported Vaccinations by Mississippi Providers

People Receiving One or More Doses	368,136
People Receiving Two Doses	179,571
Total Doses Administered	547,707

Vaccine Doses Distributed

Fed. Pharmacy Partnership LTCF (CVS/Walgreens)	88,725
Mississippi Enrolled Providers*	728,330
Total	817,055

*includes hospitals, private clinics, and MSDH drive through clinics

Vaccine Doses Administered by Facility

Facility	First Dose	Second Dose
Hospital	80,328	61,120
Fed. Pharmacy Partnership LTCF (CVS/Walgreens)	29,260	19,428
MSDH/Drive Throughs	171,755	60,888
Clinics	79,136	37,374
Pharmacies	7,657	761

Race*

Race	First Dose	Second Dose	Vaccinations	Vaccination%
White	212,876	109,361	322,237	72%
Black	73,692	24,769	98,461	22%
Asian	4,374	2,103	6,477	1%
AIAN**	381	157	538	0%
Pacific Islander	214	103	317	0%
Multi-racial	51	45	96	0%
Other	15,619	6,856	22,475	5%

*Those with unknown race are excluded

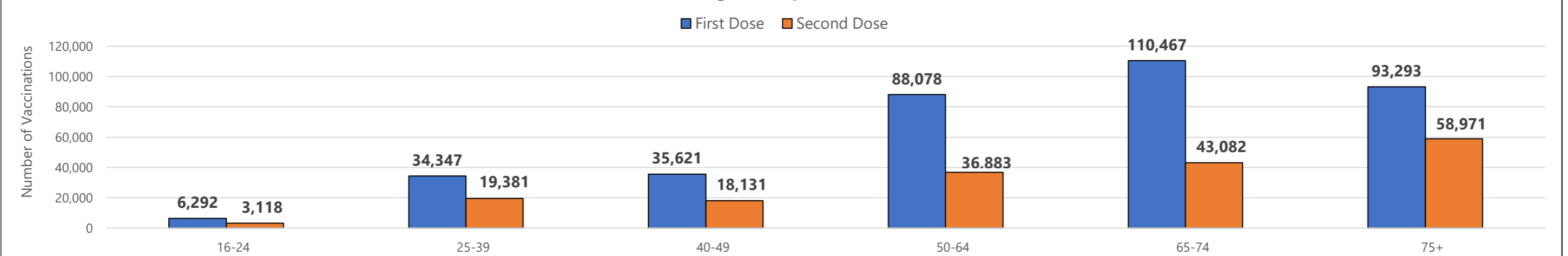
**American Indian and Alaskan Native

Ethnicity

Ethnicity	First Dose	Second Dose	Vaccinations	Vaccination%
Not Hispanic	329,131	160,039	489,170	89%
Hispanic	3,493	1,312	4,805	1%
Unknown	35,517	18,220	53,737	10%

Age Group

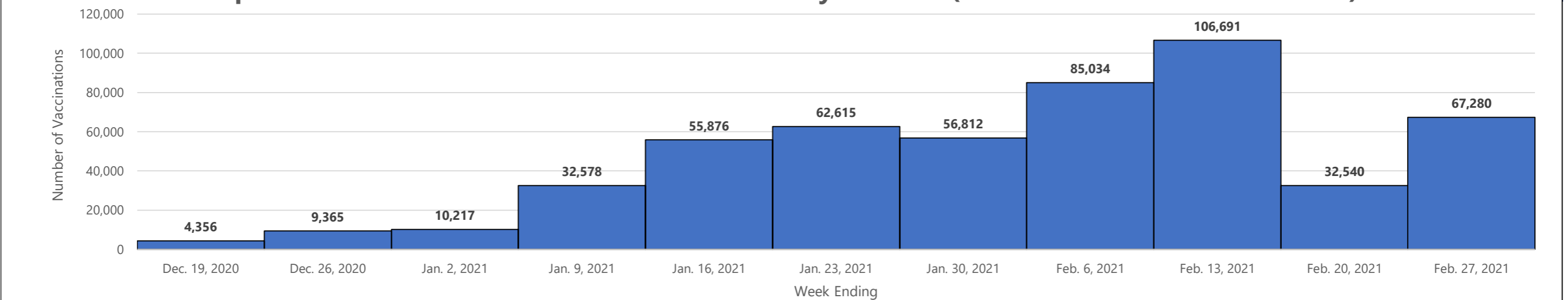
Reported First and Second COVID-19 Vaccine Doses Administered by Age Group**



**Those with unknown ages are excluded

Week

Reported COVID-19 Vaccine Doses Administered by Week*** (Includes First and Second Doses)



***Those with unknown week of vaccine administration are excluded