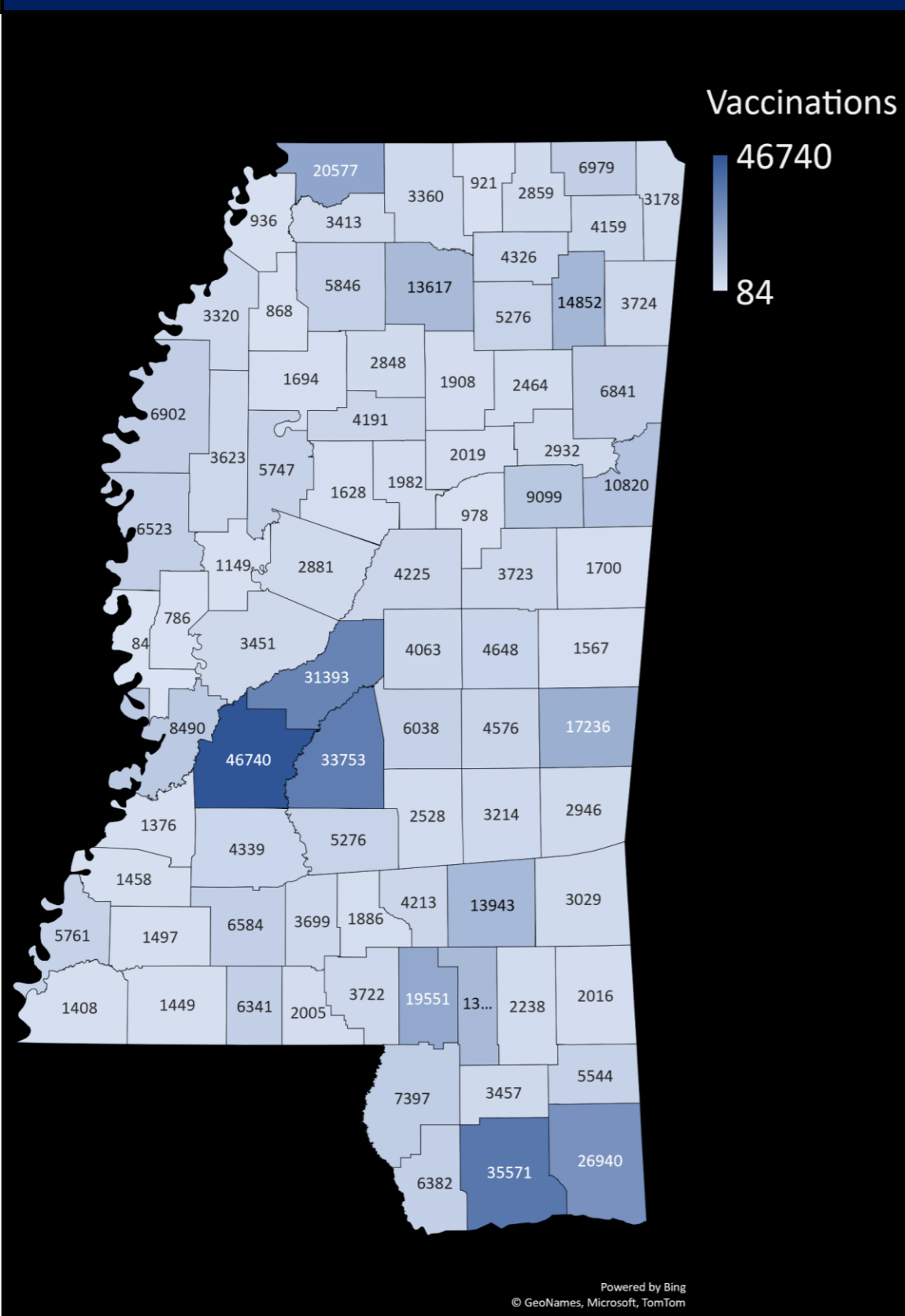


# Mississippi State Department of Health COVID-19 Vaccination Reporting

Updated as of 8a.m. February 26, 2021

Vaccine providers administering COVID-19 vaccine are required to report the doses administered to the Mississippi Immunization Information Exchange (MIIX), the statewide immunization registry, within 24 hours after administration

Vaccine Doses Administered by County of Residence (Includes First and Second Doses)



## Total Reported Vaccinations by Mississippi Providers

People Receiving One or More Doses	381,249
People Receiving Two Doses	191,874
Total Doses Administered	573,123

## Vaccine Doses Distributed

Fed. Pharmacy Partnership LTCF (CVS/Walgreens)	88,725
Mississippi Enrolled Providers*	752,370
Total	841,095

\*includes hospitals, private clinics, and MSDH drive through clinics

## Vaccine Doses Administered by Facility

Facility	First Dose	Second Dose
Hospital	82,354	63,054
Fed. Pharmacy Partnership LTCF (CVS/Walgreens)	29,548	20,260
MSDH/Drive Throughs	179,713	67,001
Clinics	80,902	40,746
Pharmacies	8,732	882

## Race\*

Race	First Dose	Second Dose	Vaccinations	Vaccination%
White	219,014	116,631	335,645	71%
Black	78,000	27,475	105,475	22%
Asian	4,555	2,228	6,783	1%
AIAN**	396	169	565	0%
Pacific Islander	217	108	325	0%
Multi-racial	51	45	96	0%
Other	15,709	7,301	23,010	5%

\*Those with unknown race are excluded

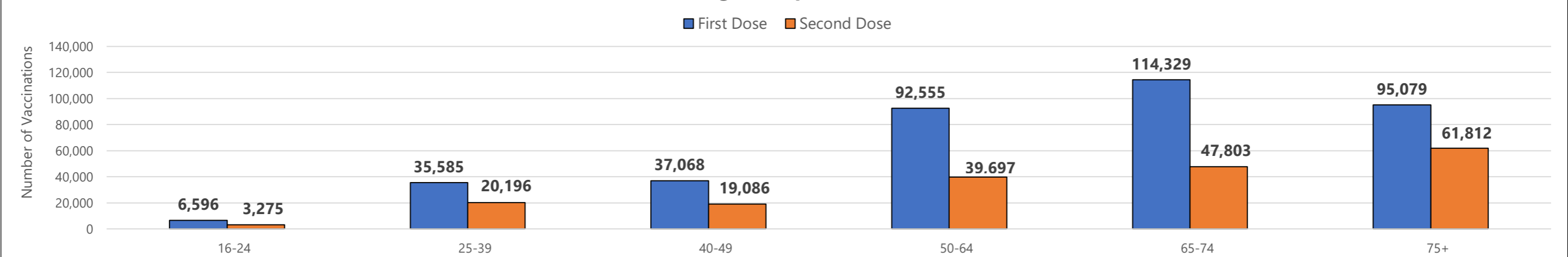
\*\*American Indian and Alaskan Native

## Ethnicity

Ethnicity	First Dose	Second Dose	Vaccinations	Vaccination%
Not Hispanic	341,516	171,316	512,832	89%
Hispanic	3,679	1,421	5,100	1%
Unknown	36,059	19,137	55,196	10%

## Age Group

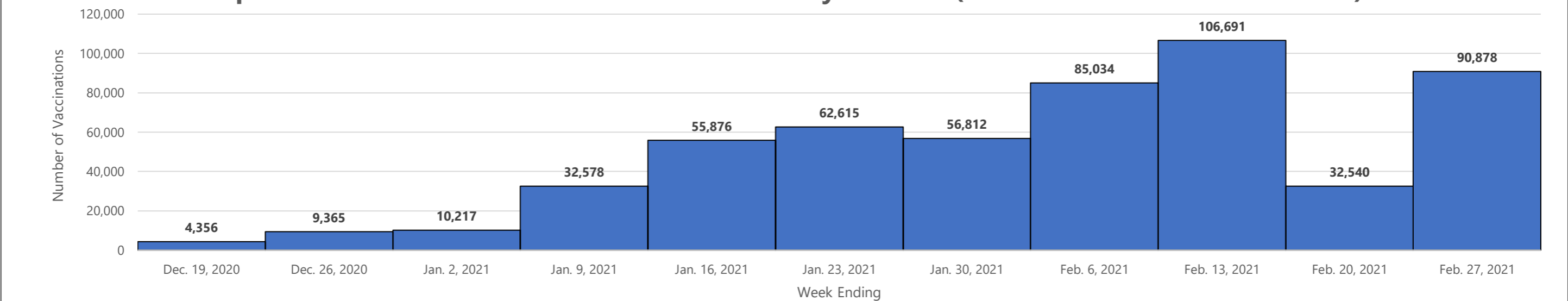
Reported First and Second COVID-19 Vaccine Doses Administered by Age Group\*\*



\*\*Those with unknown ages are excluded

## Week

Reported COVID-19 Vaccine Doses Administered by Week\*\*\* (Includes First and Second Doses)



\*\*\*Those with unknown week of vaccine administration are excluded