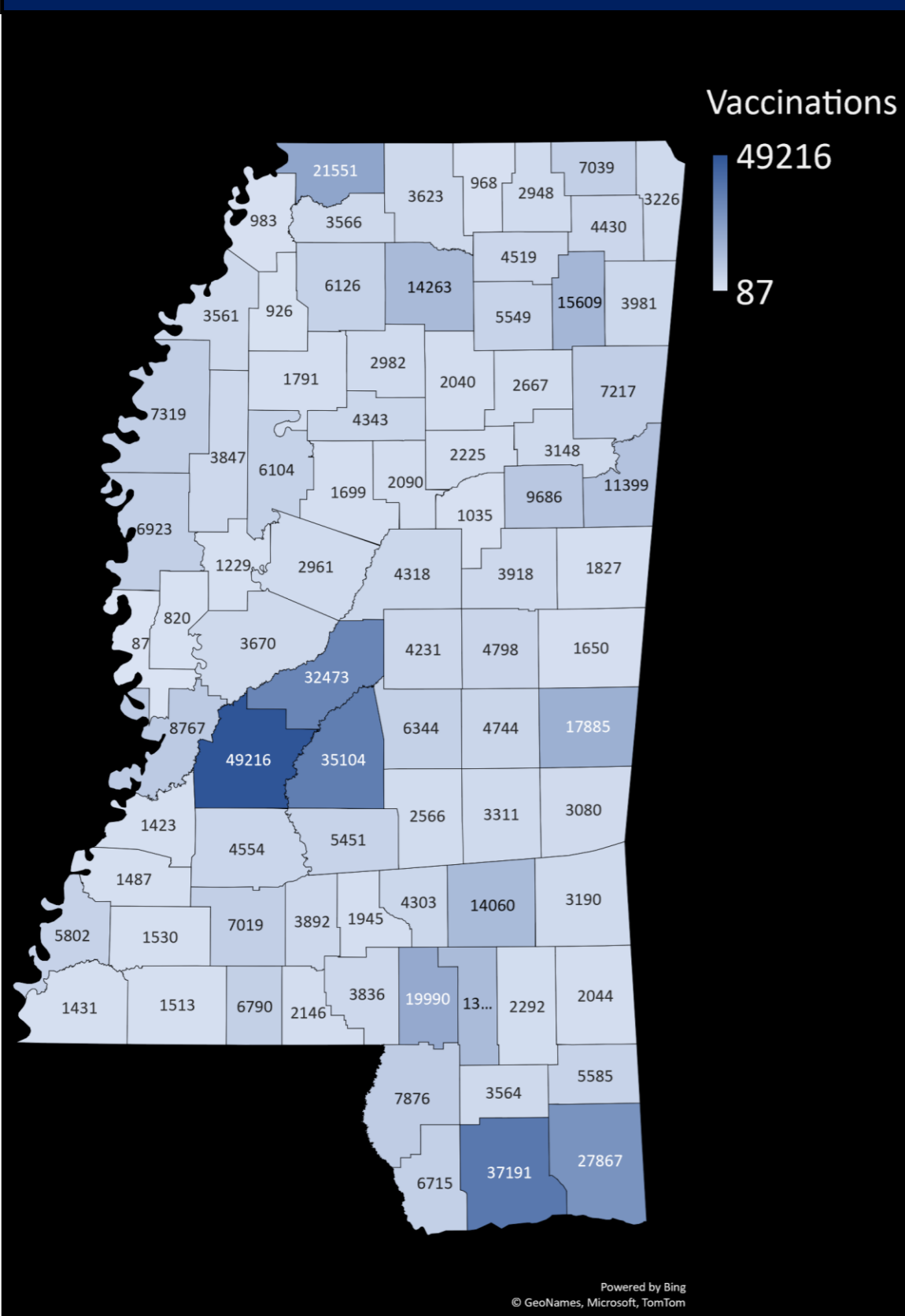


# Mississippi State Department of Health COVID-19 Vaccination Reporting

Updated as of 8a.m. February 27, 2021

Vaccine providers administering COVID-19 vaccine are required to report the doses administered to the Mississippi Immunization Information Exchange (MIIX), the statewide immunization registry, within 24 hours after administration

Vaccine Doses Administered by County of Residence (Includes First and Second Doses)



## Total Reported Vaccinations by Mississippi Providers

People Receiving One or More Doses	393,775
People Receiving Two Doses	204,910
Total Doses Administered	598,685

## Vaccine Doses Distributed

Fed. Pharmacy Partnership LTCF (CVS/Walgreens)	88,725
Mississippi Enrolled Providers*	752,370
Total	841,095

\*includes hospitals, private clinics, and MSDH drive through clinics

## Vaccine Doses Administered by Facility

Facility	First Dose	Second Dose
Hospital	84,151	66,178
Fed. Pharmacy Partnership LTCF (CVS/Walgreens)	29,573	20,400
MSDH/Drive Throughs	186,773	72,534
Clinics	83,281	44,930
Pharmacies	9,997	868

## Race\*

Race	First Dose	Second Dose	Vaccinations	Vaccination%
White	225,893	124,567	350,460	71%
Black	82,665	30,455	113,120	23%
Asian	4,772	2,368	7,140	1%
AIAN**	418	177	595	0%
Pacific Islander	228	116	344	0%
Multi-racial	51	45	96	0%
Other	15,338	7,411	22,749	5%

\*Those with unknown race are excluded

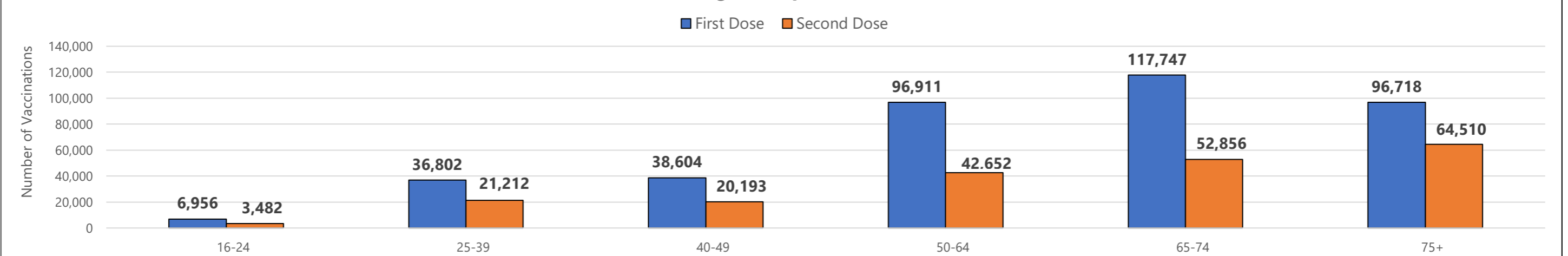
\*\*American Indian and Alaskan Native

## Ethnicity

Ethnicity	First Dose	Second Dose	Vaccinations	Vaccination%
Not Hispanic	353,406	183,295	536,701	90%
Hispanic	3,878	1,530	5,408	1%
Unknown	36,496	20,085	56,581	9%

## Age Group

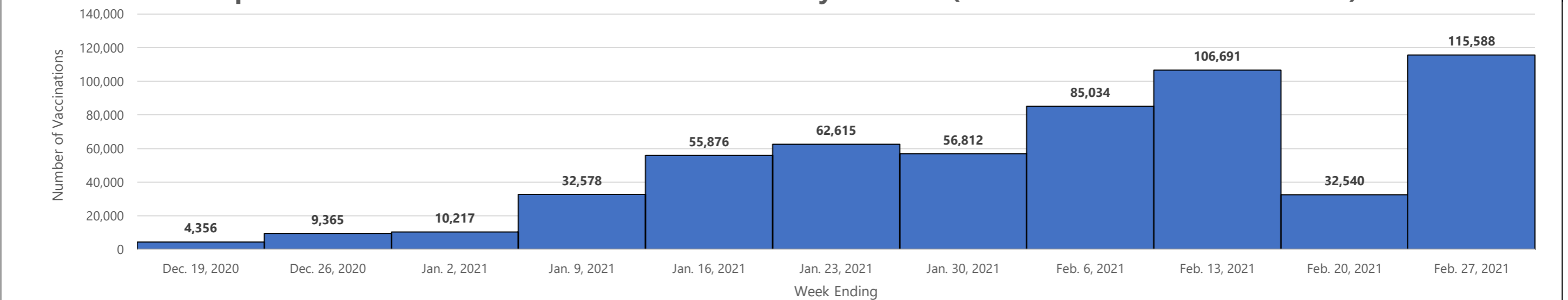
### Reported First and Second COVID-19 Vaccine Doses Administered by Age Group\*\*



\*\*Those with unknown ages are excluded

## Week

### Reported COVID-19 Vaccine Doses Administered by Week\*\*\* (Includes First and Second Doses)



\*\*\*Those with unknown week of vaccine administration are excluded