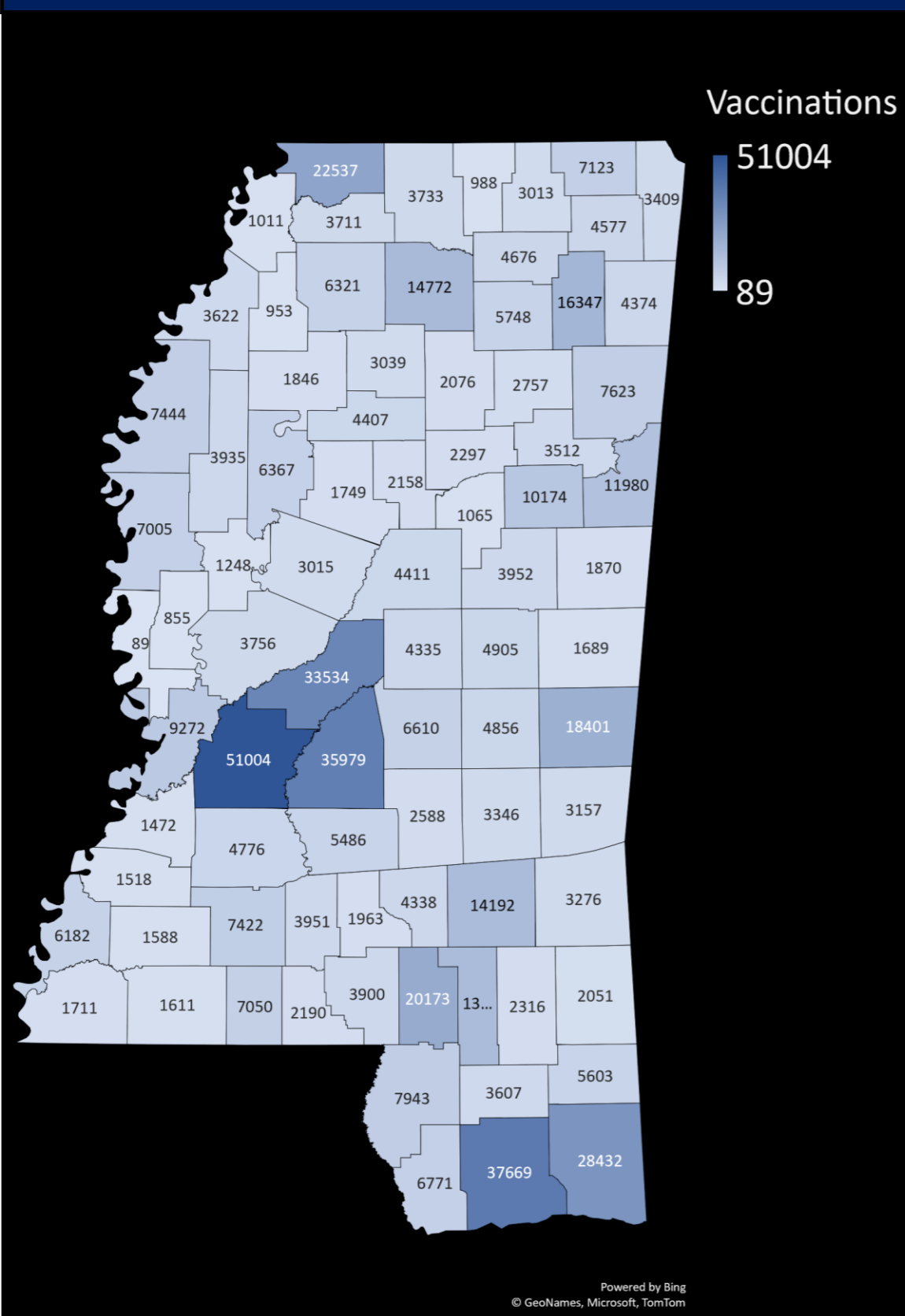


# Mississippi State Department of Health COVID-19 Vaccination Reporting

Updated as of 8a.m. February 28, 2021

Vaccine providers administering COVID-19 vaccine are required to report the doses administered to the Mississippi Immunization Information Exchange (MIIX), the statewide immunization registry, within 24 hours after administration

Vaccine Doses Administered by County of Residence (Includes First and Second Doses)



## Total Reported Vaccinations by Mississippi Providers

People Receiving One or More Doses	401,504
People Receiving Two Doses	214,608
Total Doses Administered	616,112

## Vaccine Doses Distributed

Fed. Pharmacy Partnership LTCF (CVS/Walgreens)	88,725
Mississippi Enrolled Providers*	752,370
Total	841,095

\*includes hospitals, private clinics, and MSDH drive through clinics

## Vaccine Doses Administered by Facility

Facility	First Dose	Second Dose
Hospital	84,678	66,557
Fed. Pharmacy Partnership LTCF (CVS/Walgreens)	29,984	21,765
MSDH/Drive Throughs	191,483	76,719
Clinics	84,014	48,677
Pharmacies	11,345	890

## Race\*

Race	First Dose	Second Dose	Vaccinations	Vaccination%
White	231,201	130,111	361,312	71%
Black	86,044	32,172	118,216	23%
Asian	4,907	2,428	7,335	1%
AIAN**	433	182	615	0%
Pacific Islander	237	120	357	0%
Multi-racial	51	45	96	0%
Other	14,616	7,855	22,471	4%

\*Those with unknown race are excluded

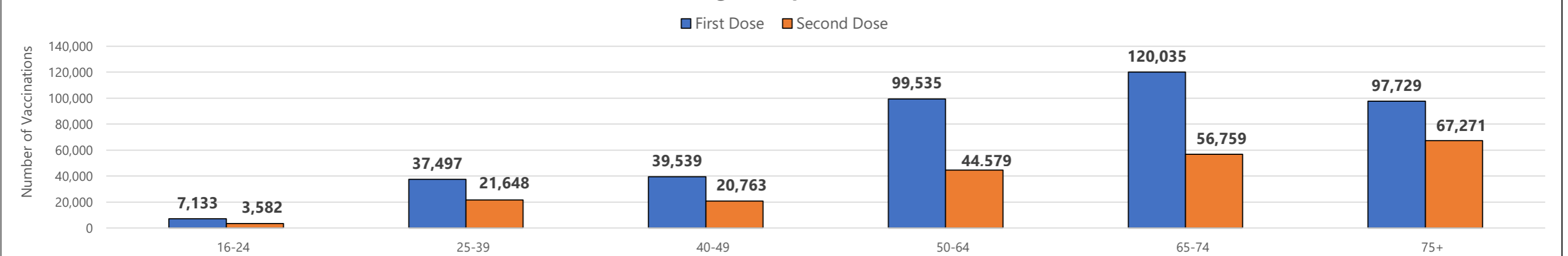
\*\*American Indian and Alaskan Native

## Ethnicity

Ethnicity	First Dose	Second Dose	Vaccinations	Vaccination%
Not Hispanic	360,909	191,289	552,198	90%
Hispanic	3,973	1,593	5,566	1%
Unknown	36,628	21,726	58,354	9%

## Age Group

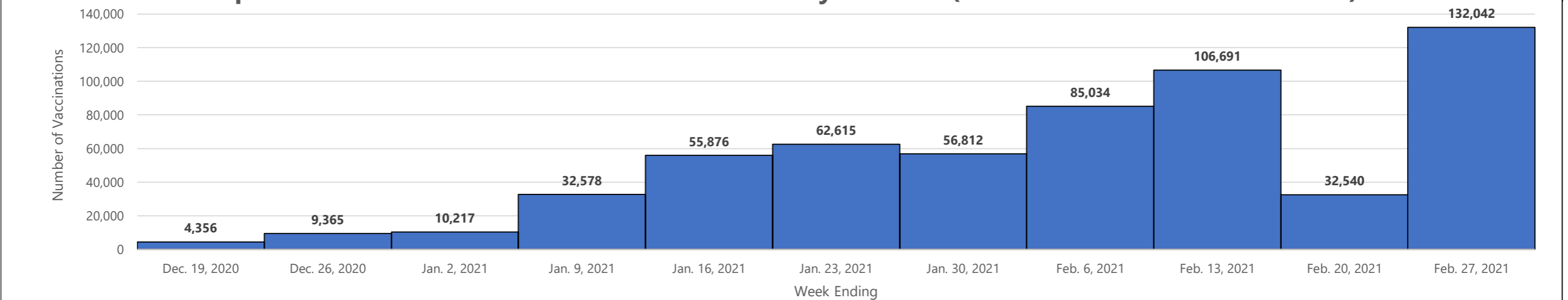
Reported First and Second COVID-19 Vaccine Doses Administered by Age Group\*\*



\*\*Those with unknown ages are excluded

## Week

Reported COVID-19 Vaccine Doses Administered by Week\*\*\* (Includes First and Second Doses)



\*\*\*Those with unknown week of vaccine administration are excluded