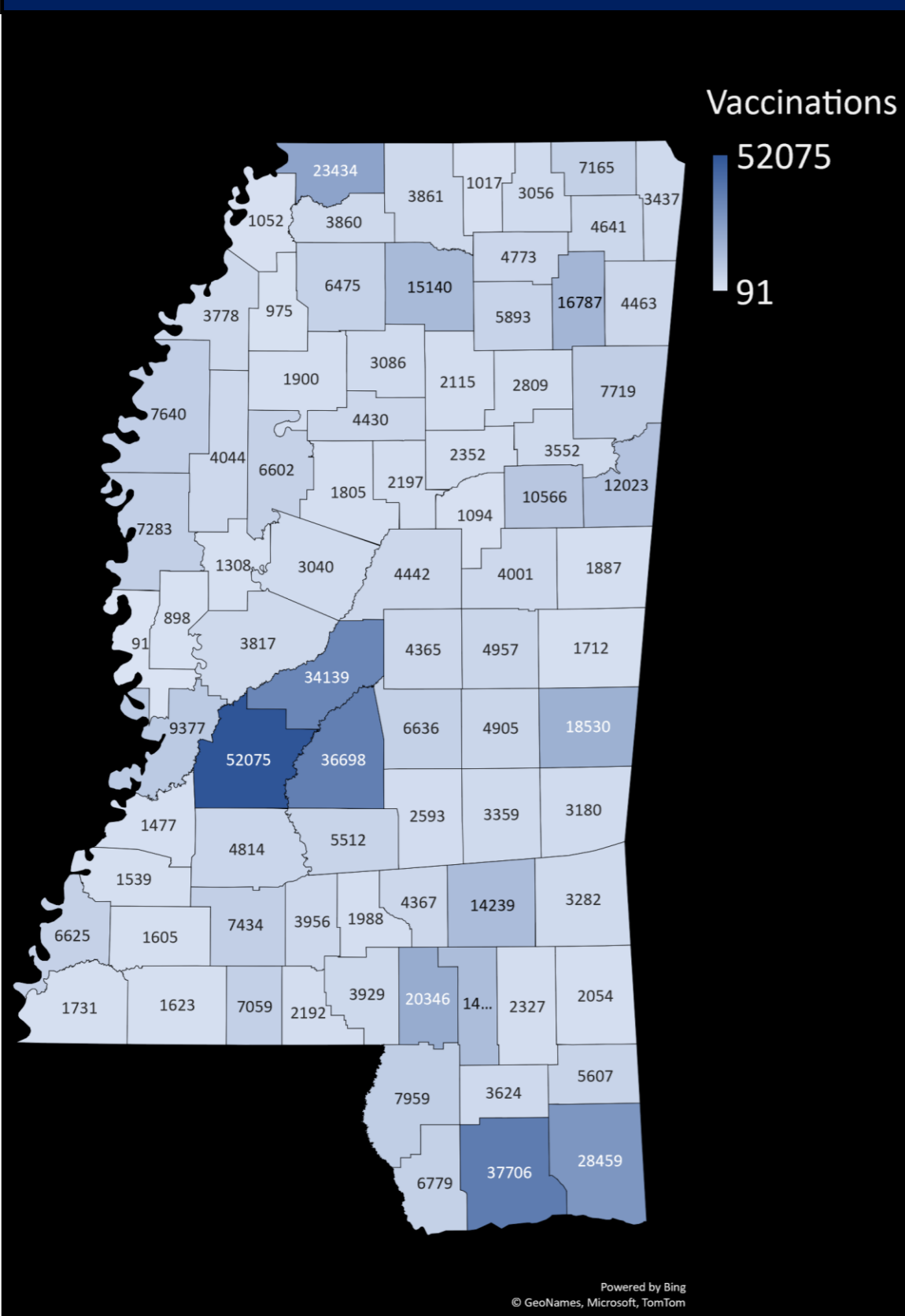


Mississippi State Department of Health COVID-19 Vaccination Reporting

Updated as of 8a.m. March 1, 2021

Vaccine providers administering COVID-19 vaccine are required to report the doses administered to the Mississippi Immunization Information Exchange (MIIX), the statewide immunization registry, within 24 hours after administration

Vaccine Doses Administered by County of Residence (Includes First and Second Doses)



Total Reported Vaccinations by Mississippi Providers

People Receiving One or More Doses	407,647
People Receiving Two Doses	219,000
Total Doses Administered	626,647

Vaccine Doses Distributed

Fed. Pharmacy Partnership LTCF (CVS/Walgreens)	88,725
Mississippi Enrolled Providers*	810,380
Total	899,105

*includes hospitals, private clinics, and MSDH drive through clinics

Vaccine Doses Administered by Facility

Facility	First Dose	Second Dose
Hospital	84,763	66,781
Fed. Pharmacy Partnership LTCF (CVS/Walgreens)	30,231	21,962
MSDH/Drive Throughs	195,535	80,561
Clinics	84,726	48,780
Pharmacies	12,392	916

Race*

Race	First Dose	Second Dose	Vaccinations	Vaccination%
White	235,111	133,586	368,697	71%
Black	88,820	32,932	121,752	23%
Asian	5,027	2,494	7,521	1%
AIAN**	441	186	627	0%
Pacific Islander	243	126	369	0%
Multi-racial	52	45	97	0%
Other	14,099	7,889	21,988	4%

*Those with unknown race are excluded

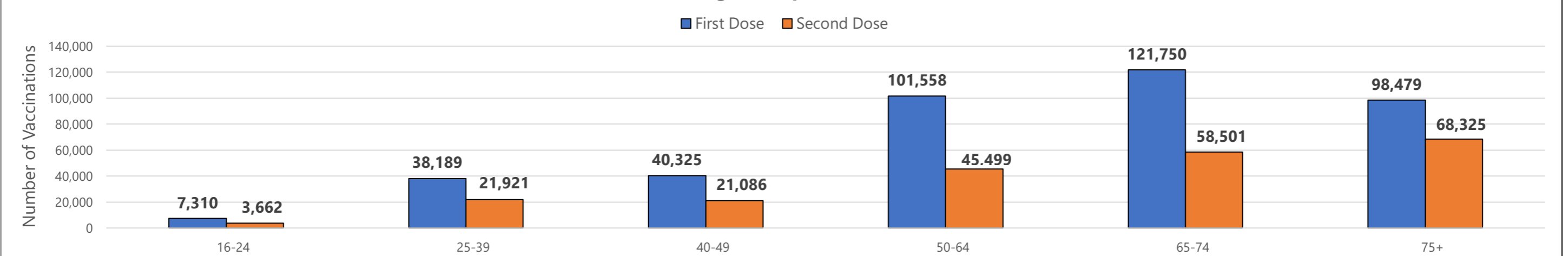
**American Indian and Alaskan Native

Ethnicity

Ethnicity	First Dose	Second Dose	Vaccinations	Vaccination%
Not Hispanic	366,900	195,526	562,426	90%
Hispanic	4,049	1,635	5,684	1%
Unknown	36,704	21,839	58,543	9%

Age Group

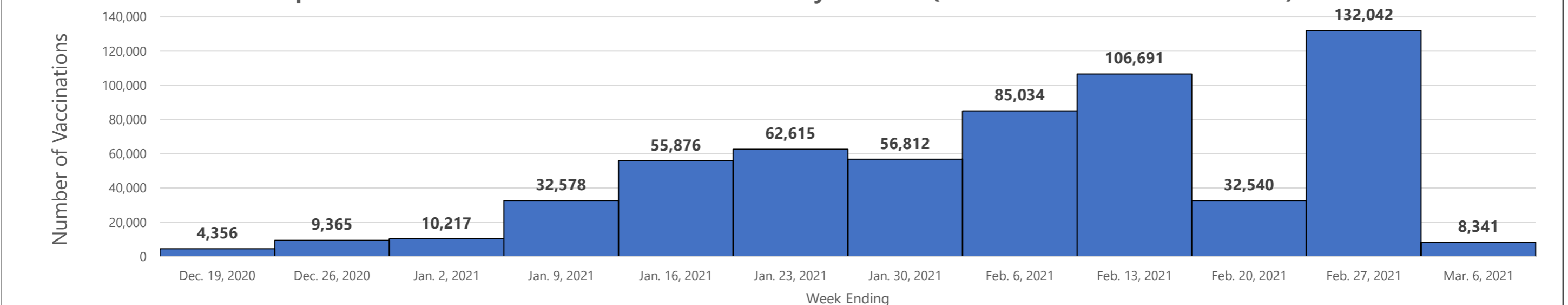
Reported First and Second COVID-19 Vaccine Doses Administered by Age Group**



**Those with unknown ages are excluded

Week

Reported COVID-19 Vaccine Doses Administered by Week*** (Includes First and Second Doses)



***Those with unknown week of vaccine administration are excluded