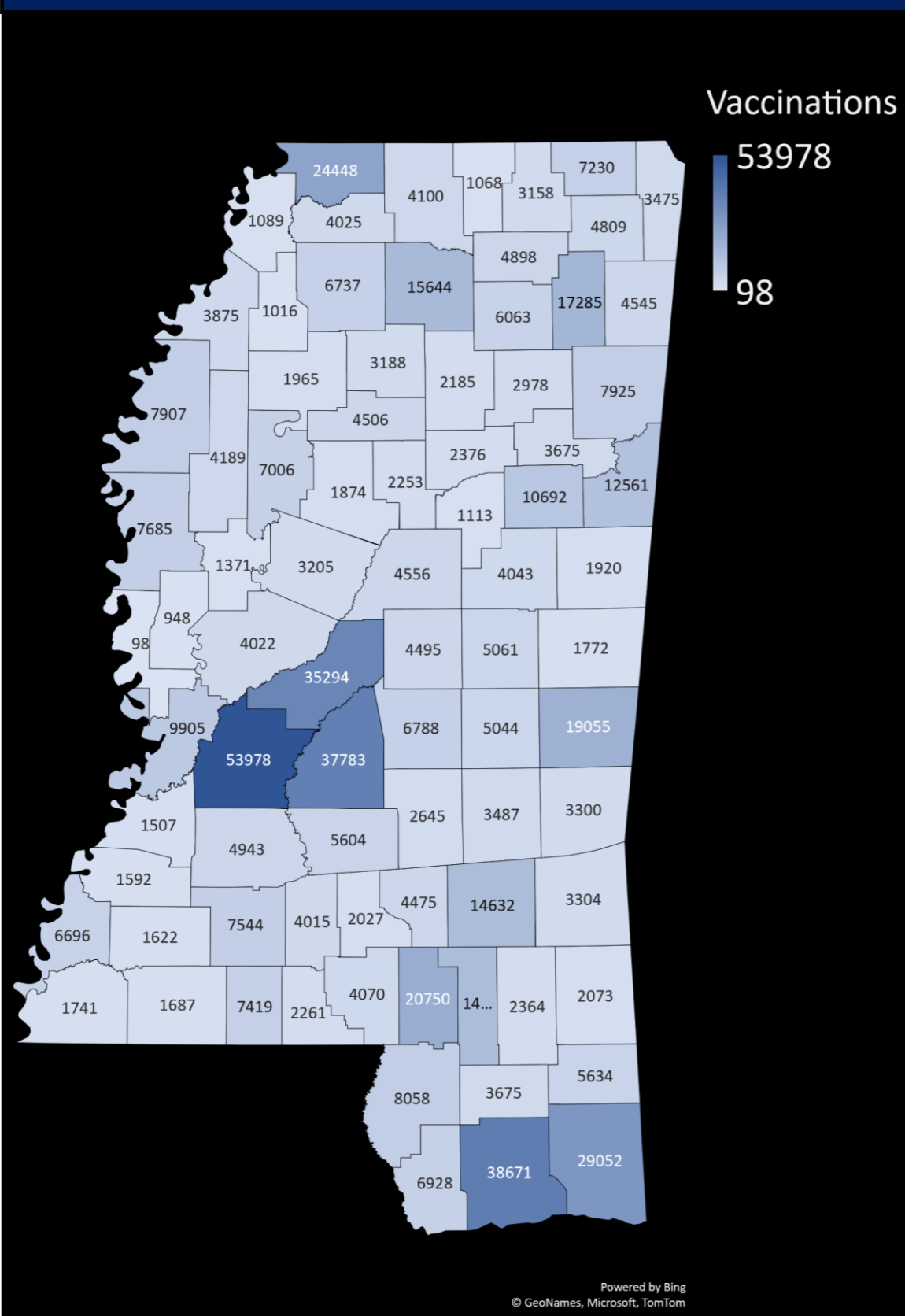


Mississippi State Department of Health COVID-19 Vaccination Reporting

Updated as of 8a.m. March 2, 2021

Vaccine providers administering COVID-19 vaccine are required to report the doses administered to the Mississippi Immunization Information Exchange (MIIX), the statewide immunization registry, within 24 hours after administration

Vaccine Doses Administered by County of Residence (Includes First and Second Doses)



Total Reported Vaccinations by Mississippi Providers

People Receiving One or More Doses	409,892
People Receiving Two Doses	227,961
Total Doses Administered	637,853

Vaccine Doses Distributed

Fed. Pharmacy Partnership LTCF (CVS/Walgreens)	88,725
Mississippi Enrolled Providers*	848,940
Total	937,655

*includes hospitals, private clinics, and MSDH drive through clinics

Vaccine Doses Administered by Facility

Facility	First Dose	Second Dose
Hospital	84,914	67,386
Fed. Pharmacy Partnership LTCF (CVS/Walgreens)	30,352	22,101
MSDH/Drive Throughs	196,345	87,049
Clinics	85,111	50,485
Pharmacies	13,170	940

Race*

Race	First Dose	Second Dose	Vaccinations	Vaccination%
White	241,045	139,263	380,308	71%
Black	92,866	35,011	127,877	24%
Asian	5,229	2,638	7,867	1%
AIAN**	455	195	650	0%
Pacific Islander	258	132	390	0%
Multi-racial	54	45	99	0%
Other	13,985	8,067	22,052	4%

*Those with unknown race are excluded

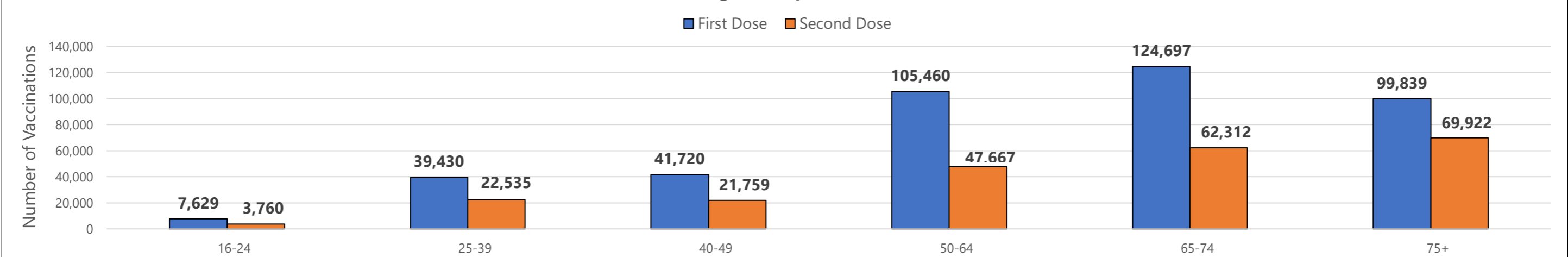
**American Indian and Alaskan Native

Ethnicity

Ethnicity	First Dose	Second Dose	Vaccinations	Vaccination%
Not Hispanic	377,367	204,033	581,400	90%
Hispanic	4,255	1,757	6,012	1%
Unknown	37,195	22,171	59,366	9%

Age Group

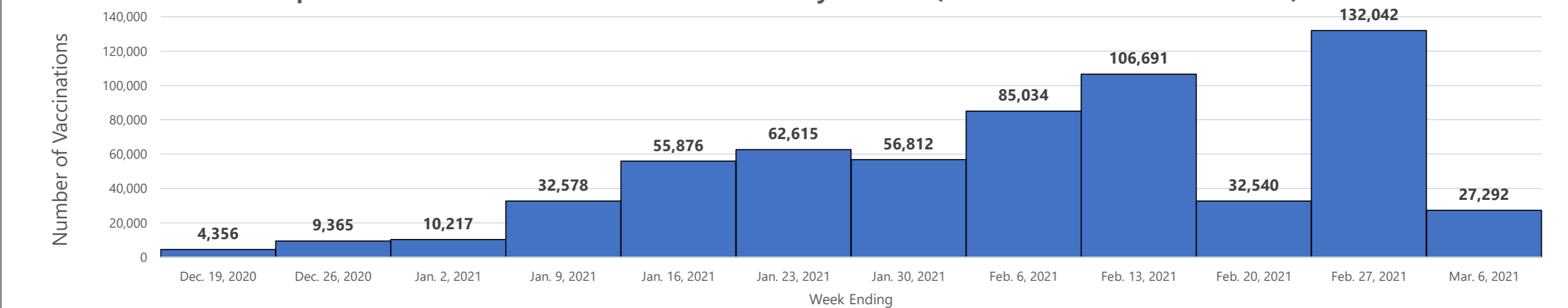
Reported First and Second COVID-19 Vaccine Doses Administered by Age Group**



**Those with unknown ages are excluded

Week

Reported COVID-19 Vaccine Doses Administered by Week*** (Includes First and Second Doses)



***Those with unknown week of vaccine administration are excluded