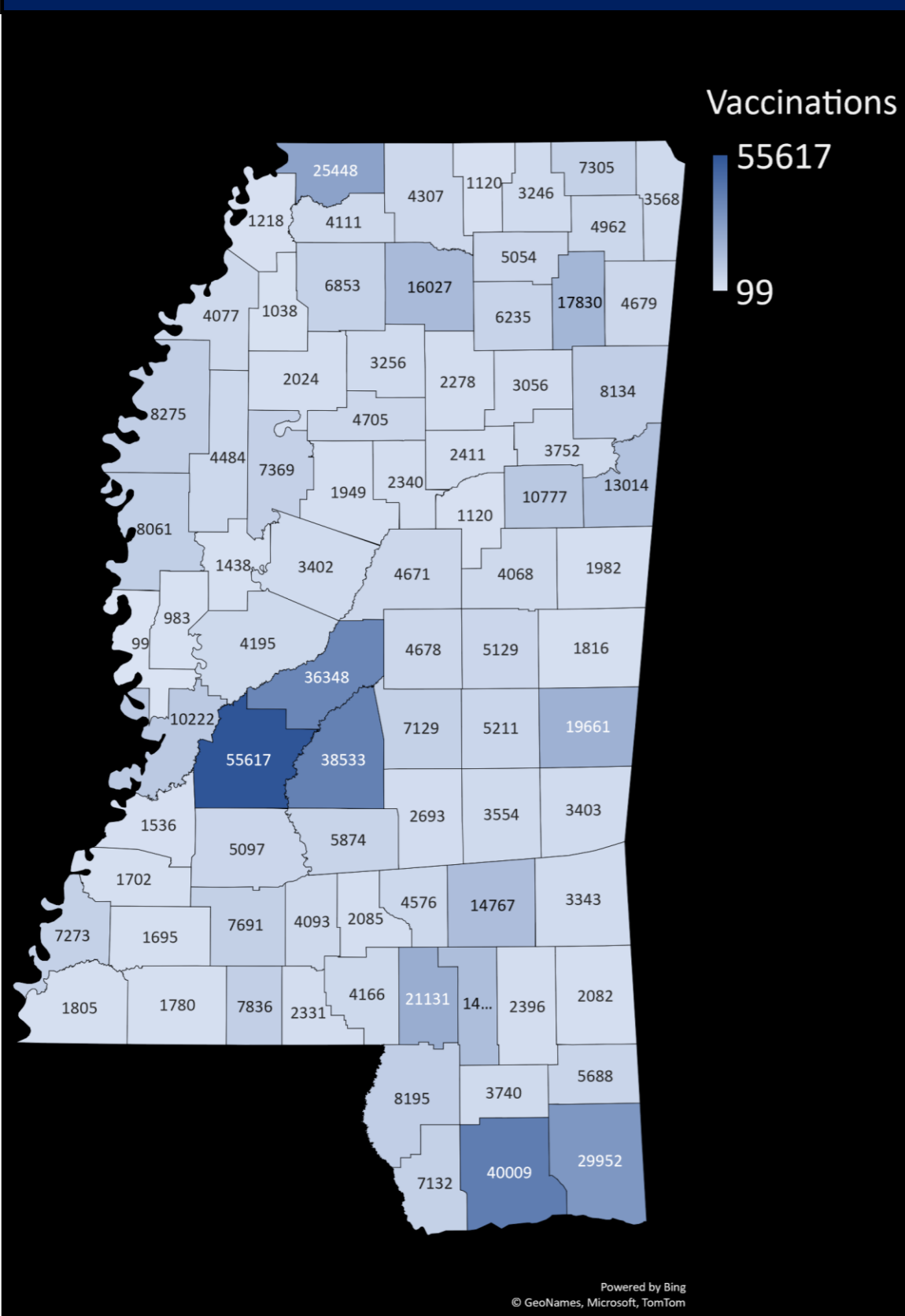


# Mississippi State Department of Health COVID-19 Vaccination Reporting

Updated as of 8a.m. March 3, 2021

Vaccine providers administering COVID-19 vaccine are required to report the doses administered to the Mississippi Immunization Information Exchange (MIIX), the statewide immunization registry, within 24 hours after administration

Vaccine Doses Administered by County of Residence (Includes First and Second Doses)



## Total Reported Vaccinations by Mississippi Providers

People Receiving One or More Doses	429,557
People Receiving Two Doses	236,945
<b>Total Doses Administered</b>	<b>666,502</b>

## Vaccine Doses Distributed

Fed. Pharmacy Partnership LTCF (CVS/Walgreens)	88,725
Mississippi Enrolled Providers*	861,830
<b>Total</b>	<b>950,555</b>

\*includes hospitals, private clinics, and MSDH drive through clinics

## Vaccine Doses Administered by Facility

Facility	First Dose	Second Dose
Hospital	86,235	68,323
Fed. Pharmacy Partnership LTCF (CVS/Walgreens)	30,651	22,782
MSDH/Drive Throughs	208,327	91,660
Clinics	89,207	53,223
Pharmacies	15,134	957

## Race\*

Race	First Dose	Second Dose	Vaccinations	Vaccination%
White	246,581	144,295	390,876	70%
Black	96,934	37,597	134,531	24%
Asian	5,471	2,756	8,227	1%
AIAN**	477	202	679	0%
Pacific Islander	262	137	399	0%
Multi-racial	55	46	101	0%
Other	14,120	8,394	22,514	4%

\*Those with unknown race are excluded

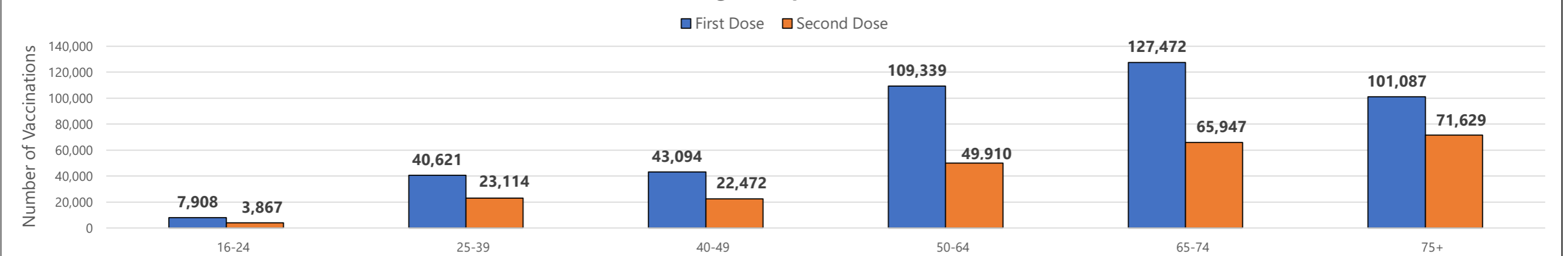
\*\*American Indian and Alaskan Native

## Ethnicity

Ethnicity	First Dose	Second Dose	Vaccinations	Vaccination%
Not Hispanic	387,100	211,836	598,936	90%
Hispanic	4,453	1,816	6,269	1%
Unknown	38,010	23,293	61,303	9%

## Age Group

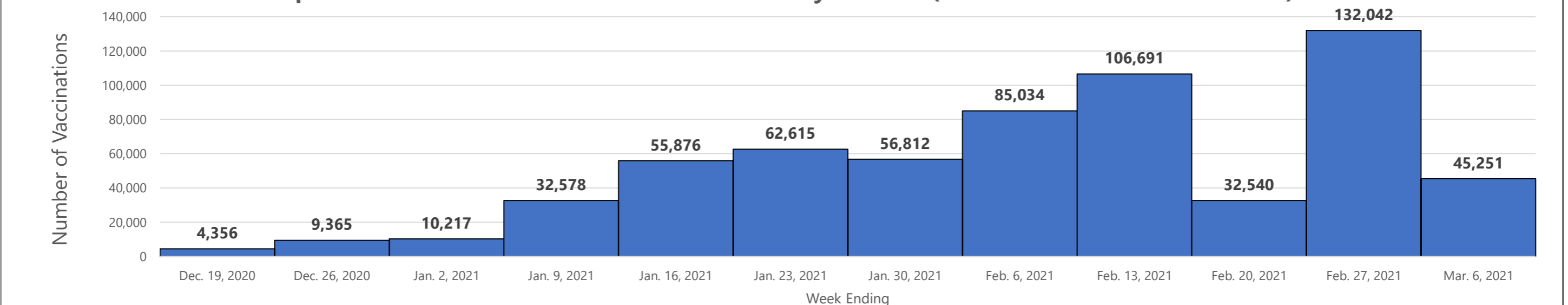
Reported First and Second COVID-19 Vaccine Doses Administered by Age Group\*\*



\*\*Those with unknown ages are excluded

## Week

Reported COVID-19 Vaccine Doses Administered by Week\*\*\* (Includes First and Second Doses)



\*\*\*Those with unknown week of vaccine administration are excluded