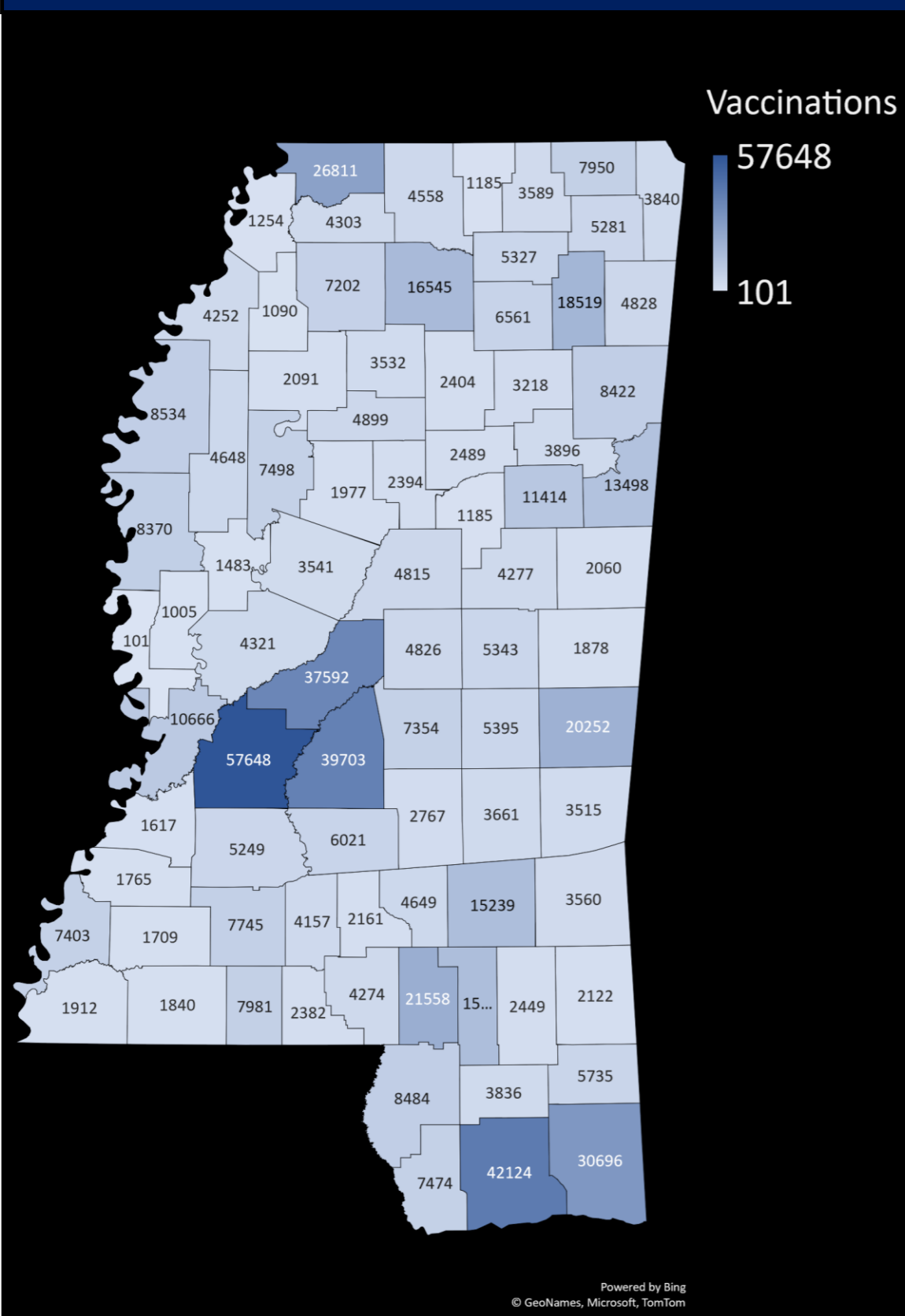


Mississippi State Department of Health COVID-19 Vaccination Reporting

Updated as of 8a.m. March 4, 2021

Vaccine providers administering COVID-19 vaccine are required to report the doses administered to the Mississippi Immunization Information Exchange (MIIX), the statewide immunization registry, within 24 hours after administration

Vaccine Doses Administered by County of Residence (Includes First and Second Doses)



Total Reported Vaccinations by Mississippi Providers

People Receiving One or More Doses	443,535
People Receiving Two Doses	247,339
Total Doses Administered	690,874

Vaccine Doses Distributed

Fed. Pharmacy Partnership LTCF (CVS/Walgreens)	88,725
Mississippi Enrolled Providers*	867,300
Total	956,025

*includes hospitals, private clinics, and MSDH drive through clinics

Vaccine Doses Administered by Facility

Facility	First Dose	Second Dose
Hospital	88,142	69,706
Fed. Pharmacy Partnership LTCF (CVS/Walgreens)	30,971	23,229
MSDH/Drive Throughs	215,290	97,070
Clinics	92,235	56,330
Pharmacies	16,897	1,004

Race*

Race	First Dose	Second Dose	Vaccinations	Vaccination%
White	252,163	150,285	402,448	70%
Black	101,063	40,230	141,293	24%
Asian	5,683	2,927	8,610	1%
AIAN**	492	209	701	0%
Pacific Islander	264	141	405	0%
Multi-racial	57	46	103	0%
Other	14,782	8,667	23,449	4%

*Those with unknown race are excluded

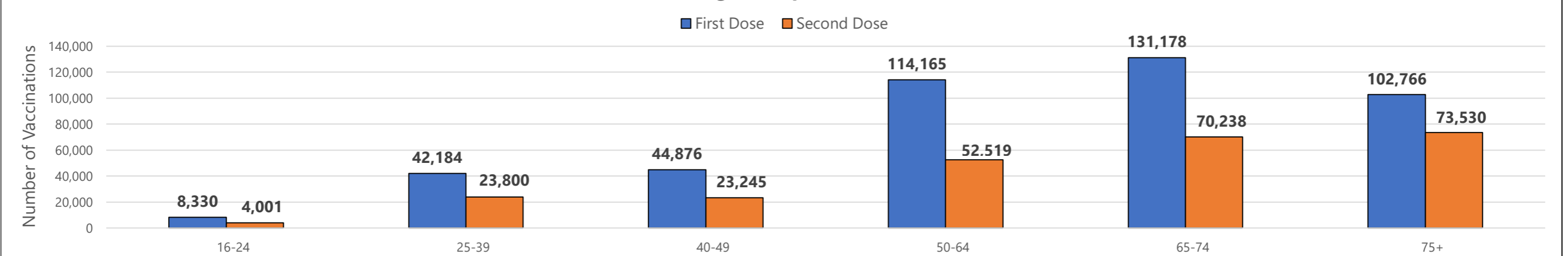
**American Indian and Alaskan Native

Ethnicity

Ethnicity	First Dose	Second Dose	Vaccinations	Vaccination%
Not Hispanic	399,826	221,420	621,246	90%
Hispanic	4,693	1,911	6,604	1%
Unknown	39,022	24,008	63,030	9%

Age Group

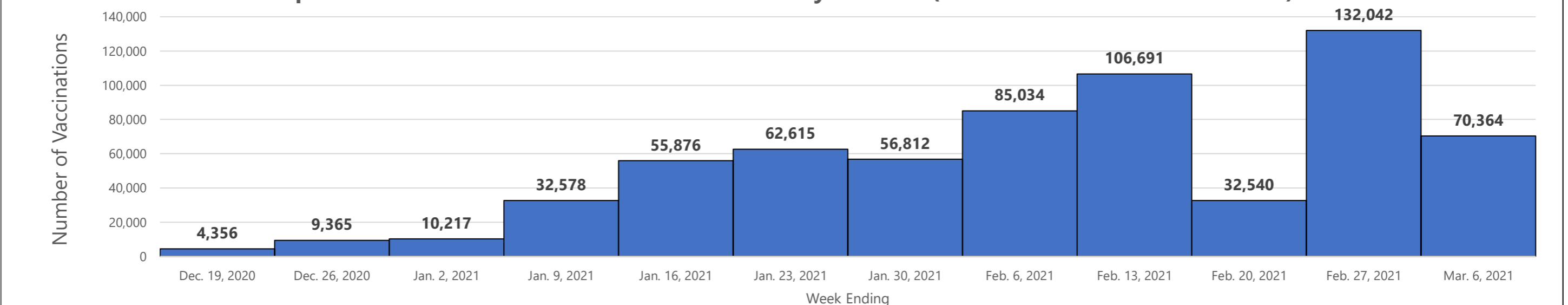
Reported First and Second COVID-19 Vaccine Doses Administered by Age Group**



**Those with unknown ages are excluded

Week

Reported COVID-19 Vaccine Doses Administered by Week*** (Includes First and Second Doses)



***Those with unknown week of vaccine administration are excluded