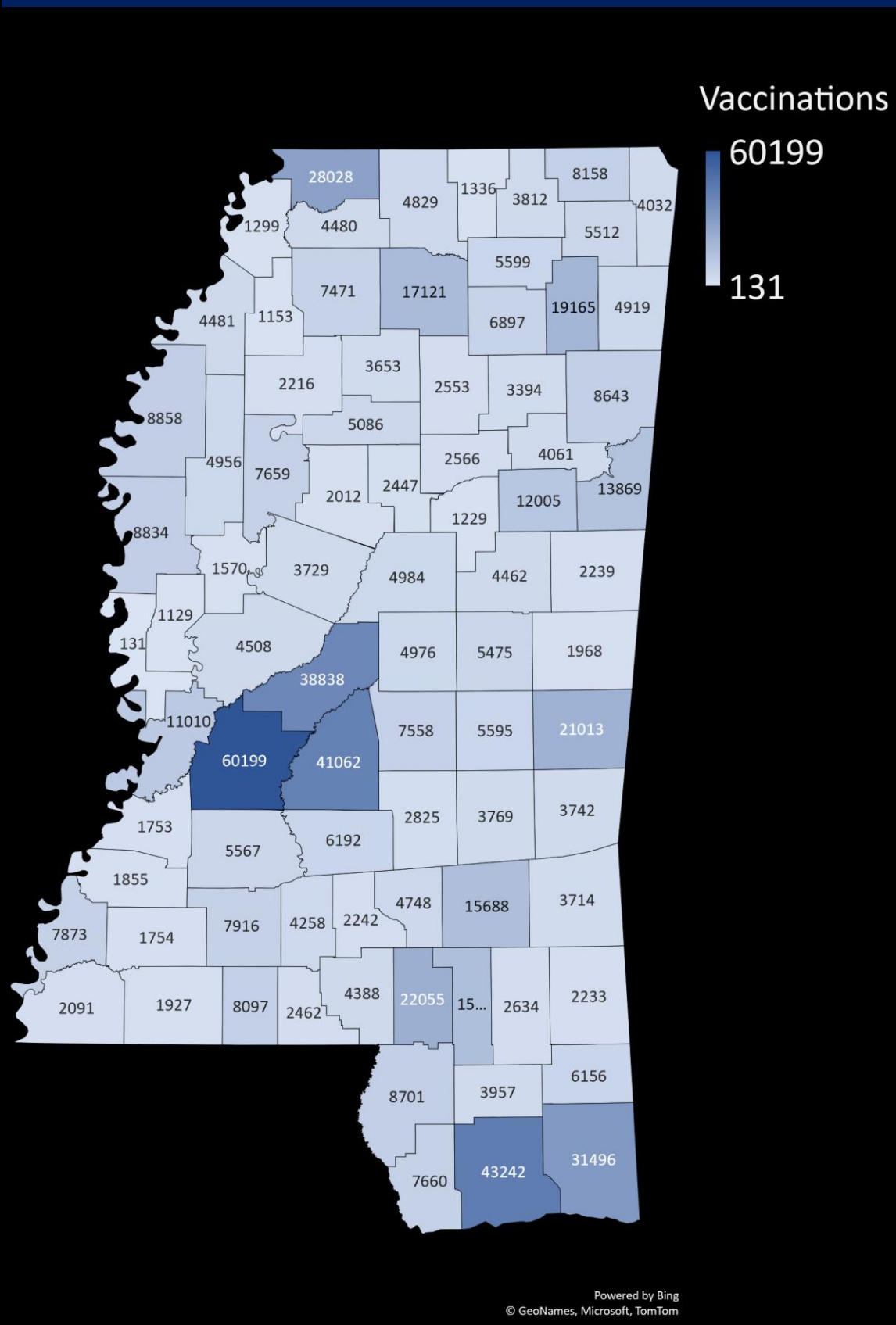


Mississippi State Department of Health COVID-19 Vaccination Reporting

Updated as of 8a.m. March 5, 2021

Vaccine providers administering COVID-19 vaccine are required to report the doses administered to the Mississippi Immunization Information Exchange (MIIX), the statewide immunization registry, within 24 hours after administration

Vaccine Doses Administered by County of Residence (Includes First and Second Doses)



Total Reported Vaccinations by Mississippi Providers

Total Doses Administered	717,228
People Receiving One or More Doses	461,426
People Fully Vaccinated*	257,907

*Two doses of Pfizer/Moderna or one dose of Janssen (Johnson and Johnson) vaccine

Vaccine Doses Distributed

Fed. Pharmacy Partnership LTCF (CVS/Walgreens)	88,725
Mississippi Enrolled Providers*	884,960
Total	973,685

*includes hospitals, private clinics, and MSDH drive through clinics

Vaccine Doses Administered by Facility

Facility	First Dose	Second Dose
Hospital	90,315	70,380
Fed. Pharmacy Partnership LTCF (CVS/Walgreens)	31,332	23,863
MSDH/Drive Throughs	223,707	102,197
Clinics	95,864	58,259
Pharmacies	20,208	1,103

Race*

Race	First Dose	Second Dose	Vaccinations	Vaccination%
White	283,278	170,817	454,095	67%
Black	118,890	48,630	167,520	25%
Asian	6,117	3,079	9,196	1%
AIAN**	547	236	783	0%
Pacific Islander	285	148	433	0%
Multi-racial	58	47	105	0%
Other	30,274	18,950	49,224	7%

*Those with unknown race are excluded

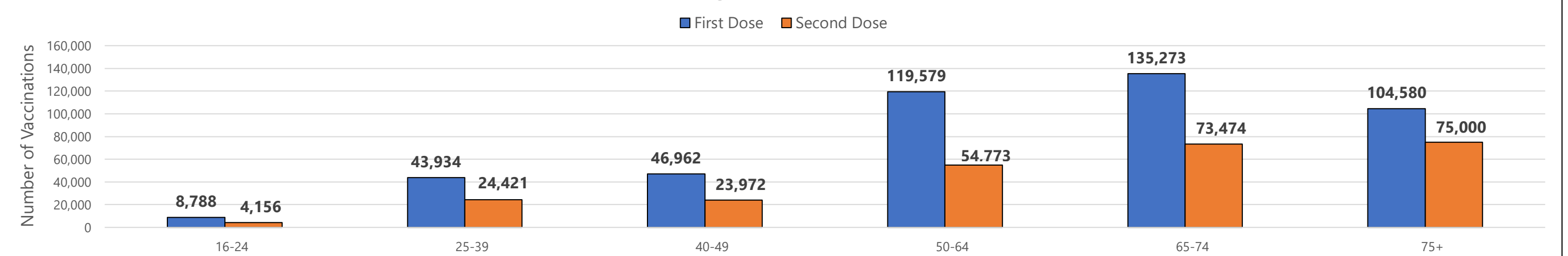
**American Indian and Alaskan Native

Ethnicity

Ethnicity	First Dose	Second Dose	Vaccinations	Vaccination%
Not Hispanic	415,873	229,165	645,038	90%
Hispanic	5,057	1,992	7,049	1%
Unknown	40,502	24,645	65,147	9%

Age Group

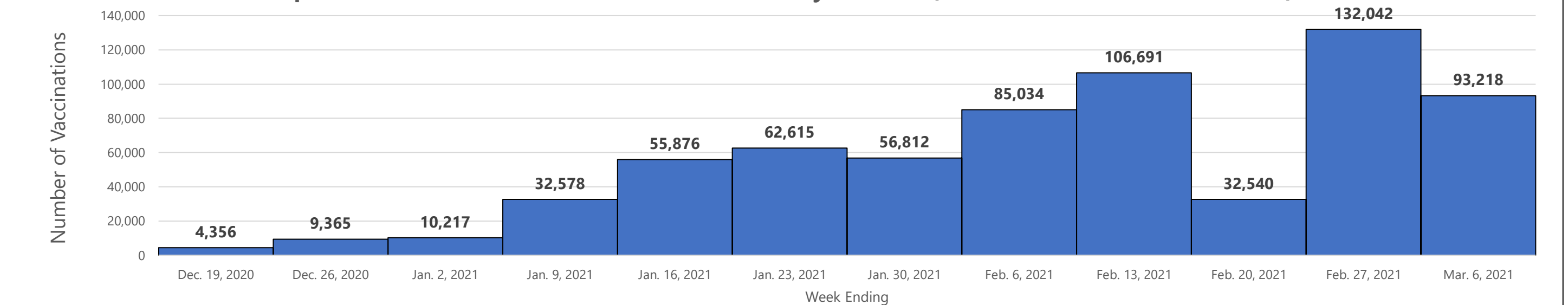
Reported First and Second COVID-19 Vaccine Doses Administered by Age Group**



**Those with unknown ages are excluded

Week

Reported COVID-19 Vaccine Doses Administered by Week*** (Includes First and Second Doses)



***Those with unknown week of vaccine administration are excluded