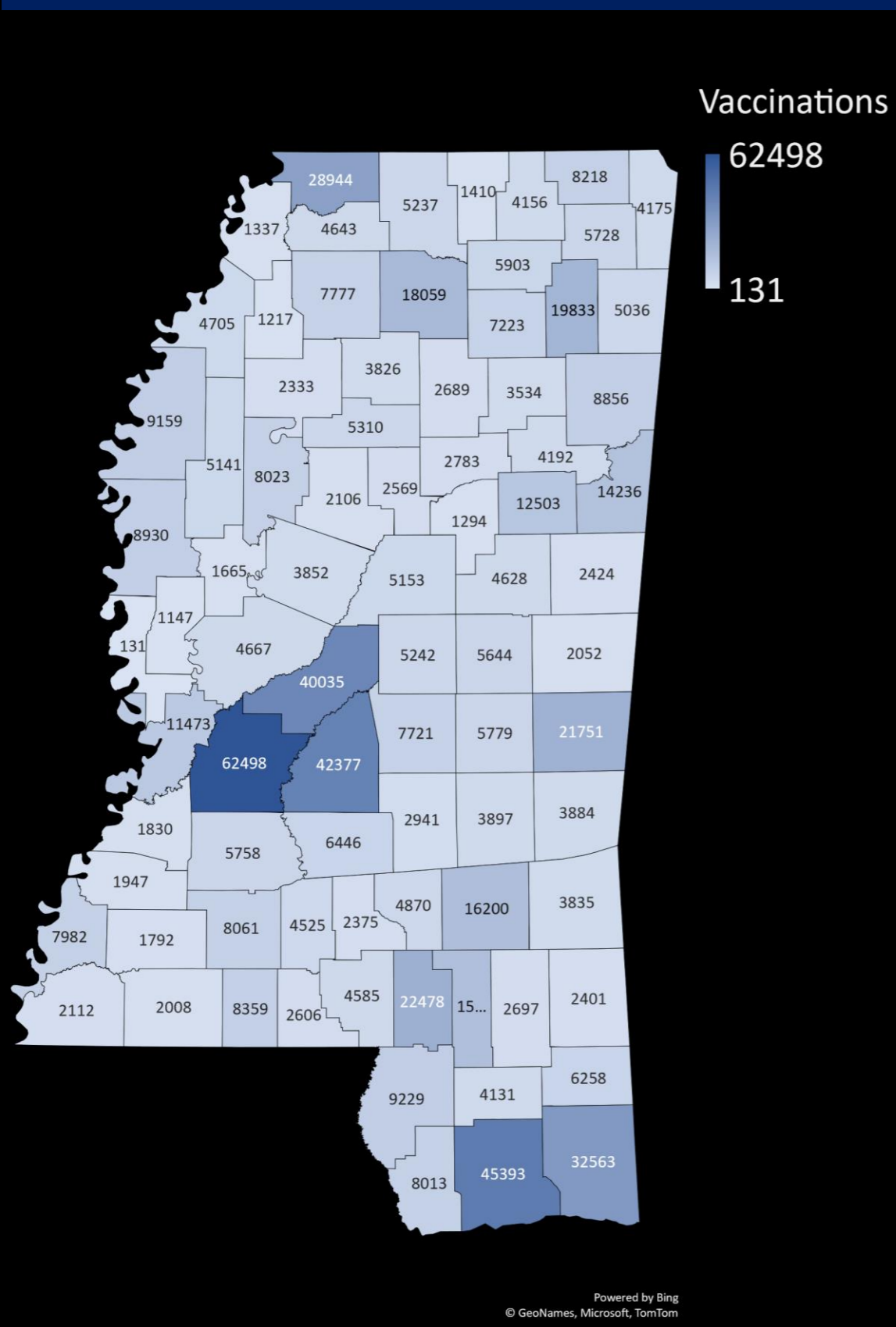


# Mississippi State Department of Health COVID-19 Vaccination Reporting

Updated as of 8a.m. March 6, 2021

Vaccine providers administering COVID-19 vaccine are required to report the doses administered to the Mississippi Immunization Information Exchange (MIIX), the statewide immunization registry, within 24 hours after administration

Vaccine Doses Administered by County of Residence (Includes First and Second Doses)



## Total Reported Vaccinations by Mississippi Providers

Total Doses Administered	744,672
People Receiving One or More Doses	479,308
People Fully Vaccinated*	270,210

\*Two doses of Pfizer/Moderna or one dose of Janssen (Johnson and Johnson) vaccine

## Vaccine Doses Distributed

Fed. Pharmacy Partnership LTCF (CVS/Walgreens)	88,725
Mississippi Enrolled Providers*	908,490
Total	997,215

\*includes hospitals, private clinics, and MSDH drive through clinics

## Vaccine Doses Administered by Facility

Facility	First Dose	Second Dose
Hospital	92,786	72,344
Fed. Pharmacy Partnership LTCF (CVS/Walgreens)	31,558	24,103
MSDH/Drive Throughs	231,427	107,619
Clinics	101,778	60,170
Pharmacies	21,759	1,128

## Race\*

Race	First Dose	Second Dose	Vaccinations	Vaccination%
White	292,820	176,155	468,975	66%
Black	125,291	51,572	176,863	25%
Asian	6,310	3,168	9,478	1%
AIAN**	566	252	818	0%
Pacific Islander	296	152	448	0%
Multi-racial	61	47	108	0%
Other	31,342	19,555	50,897	7%

\*Those with unknown race are excluded

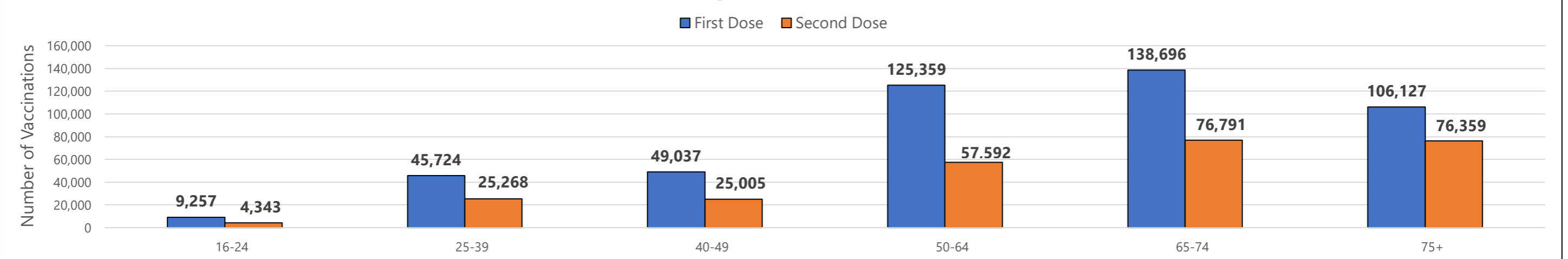
\*\*American Indian and Alaskan Native

## Ethnicity

Ethnicity	First Dose	Second Dose	Vaccinations	Vaccination%
Not Hispanic	431,969	238,126	670,095	90%
Hispanic	5,366	2,103	7,469	1%
Unknown	41,979	25,135	67,114	9%

## Age Group

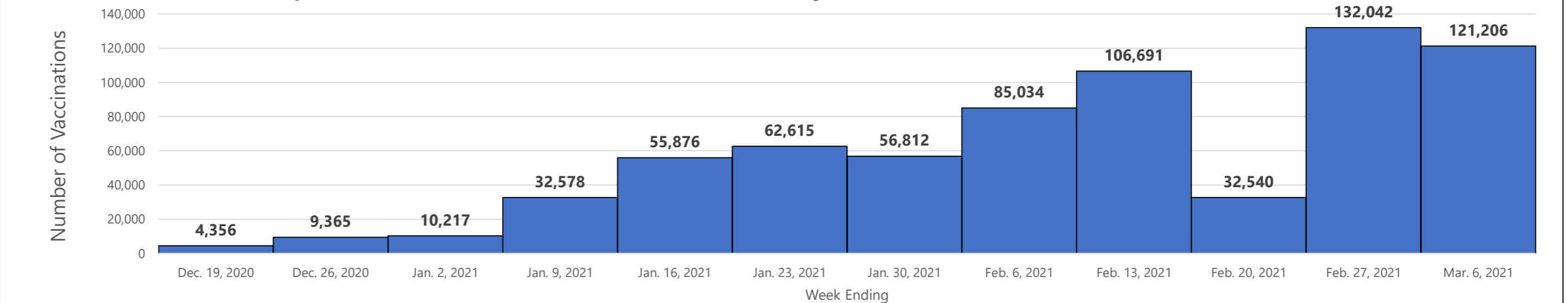
Reported First and Second COVID-19 Vaccine Doses Administered by Age Group\*\*



\*\*Those with unknown ages are excluded

## Week

Reported COVID-19 Vaccine Doses Administered by Week\*\*\* (Includes First and Second Doses)



\*\*\*Those with unknown week of vaccine administration are excluded