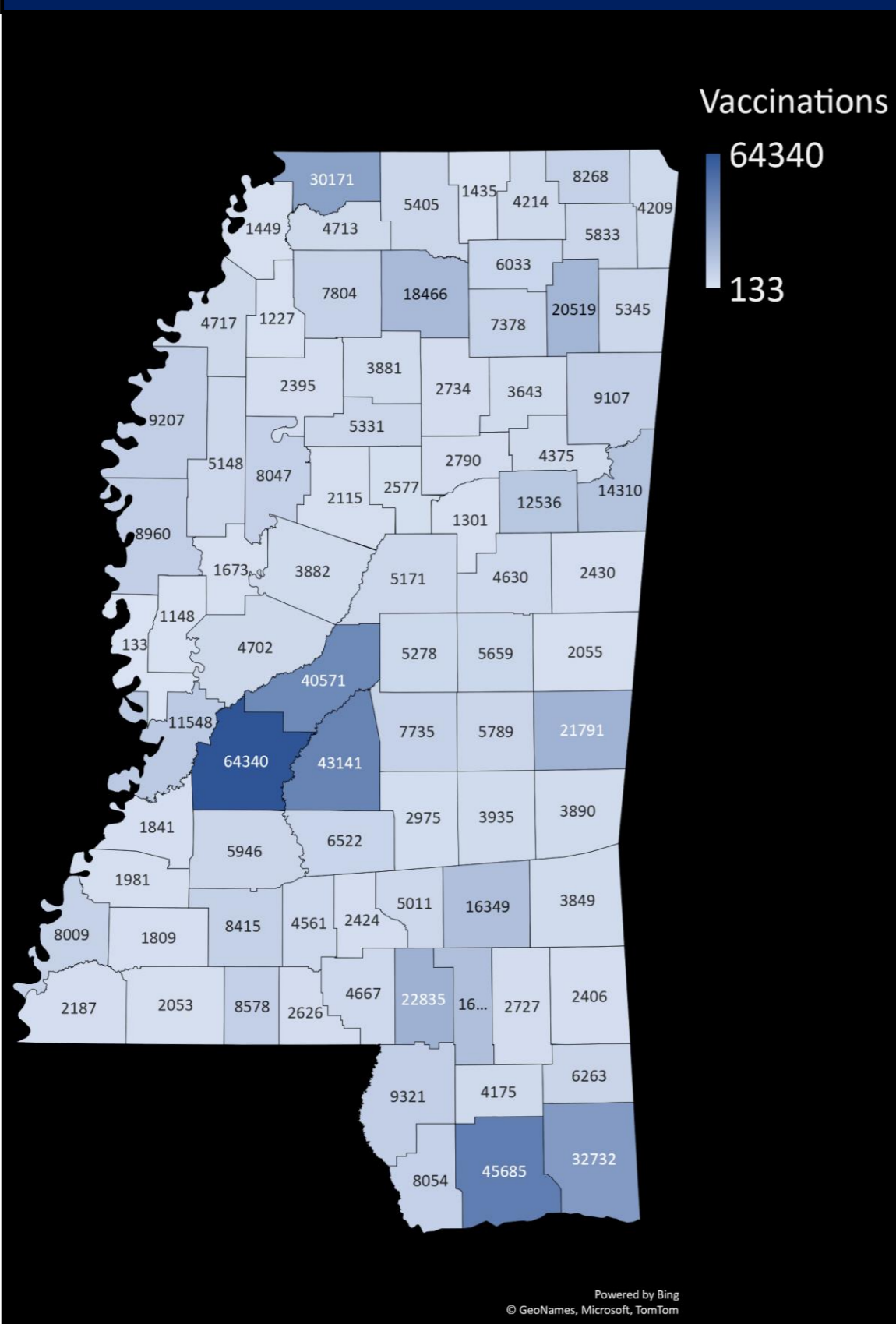


Mississippi State Department of Health COVID-19 Vaccination Reporting

Updated as of 8a.m. March 7, 2021

Vaccine providers administering COVID-19 vaccine are required to report the doses administered to the Mississippi Immunization Information Exchange (MIIX), the statewide immunization registry, within 24 hours after administration

Vaccine Doses Administered by County of Residence (Includes First and Second Doses)



Total Reported Vaccinations by Mississippi Providers

Total Doses Administered	755,202
People Receiving One or More Doses	486,147
People Fully Vaccinated*	274,434

*Two doses of Pfizer/Moderna or one dose of Janssen (Johnson and Johnson) vaccine

Vaccine Doses Distributed

Fed. Pharmacy Partnership LTCF (CVS/Walgreens)	88,725
Mississippi Enrolled Providers*	908,490
Total	997,215

*includes hospitals, private clinics, and MSDH drive through clinics

Vaccine Doses Administered by Facility

Facility	First Dose	Second Dose
Hospital	93,853	73,985
Fed. Pharmacy Partnership LTCF (CVS/Walgreens)	31,799	24,441
MSDH/Drive Throughs	234,113	109,196
Clinics	103,463	60,298
Pharmacies	22,919	1,135

Race*

Race	First Dose	Second Dose	Vaccinations	Vaccination%
White	298,342	179,298	477,640	66%
Black	128,810	52,841	181,651	25%
Asian	6,519	3,255	9,774	1%
AIAN**	583	256	839	0%
Pacific Islander	305	153	458	0%
Multi-racial	61	47	108	0%
Other	30,913	19,435	50,348	7%

*Those with unknown race are excluded

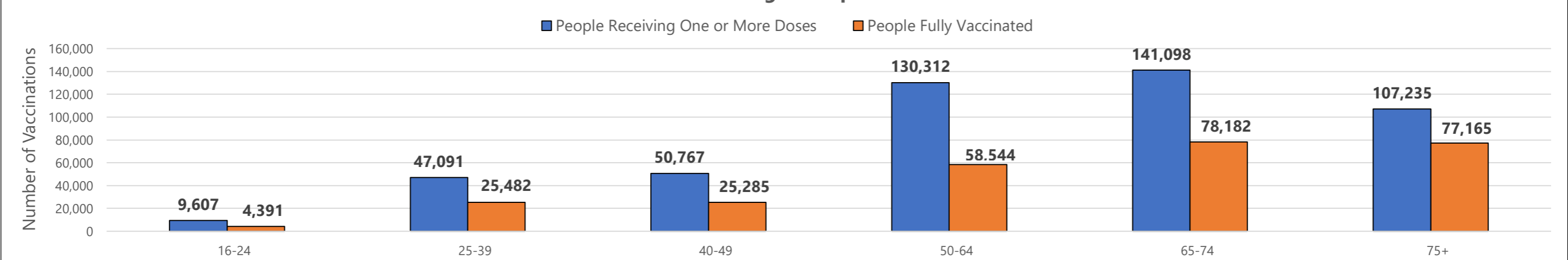
**American Indian and Alaskan Native

Ethnicity

Ethnicity	First Dose	Second Dose	Vaccinations	Vaccination%
Not Hispanic	438,182	241,434	679,616	90%
Hispanic	5,489	2,133	7,622	1%
Unknown	42,482	25,488	67,970	9%

Age Group

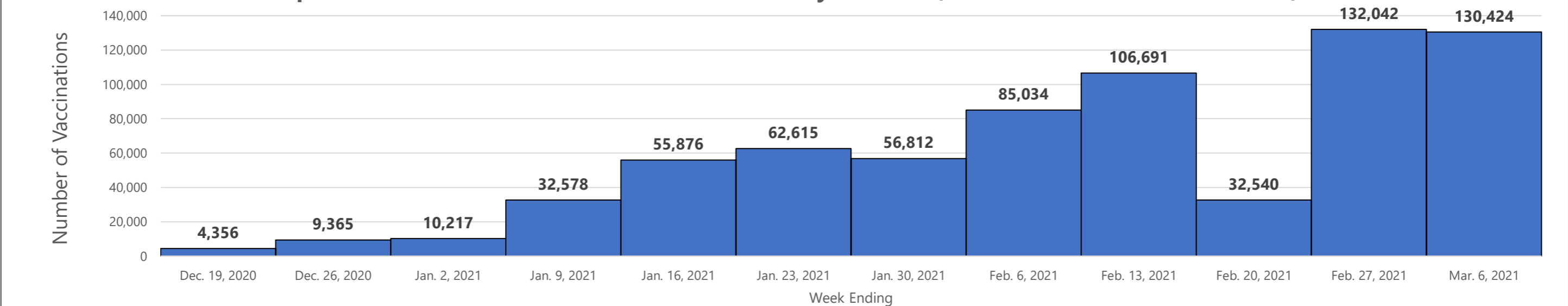
Reported People Receiving One or More Doses and People Fully Vaccinated by Age Group**



**Those with unknown ages are excluded

Week

Reported COVID-19 Vaccine Doses Administered by Week*** (Includes First and Second Doses)



***Those with unknown week of vaccine administration are excluded