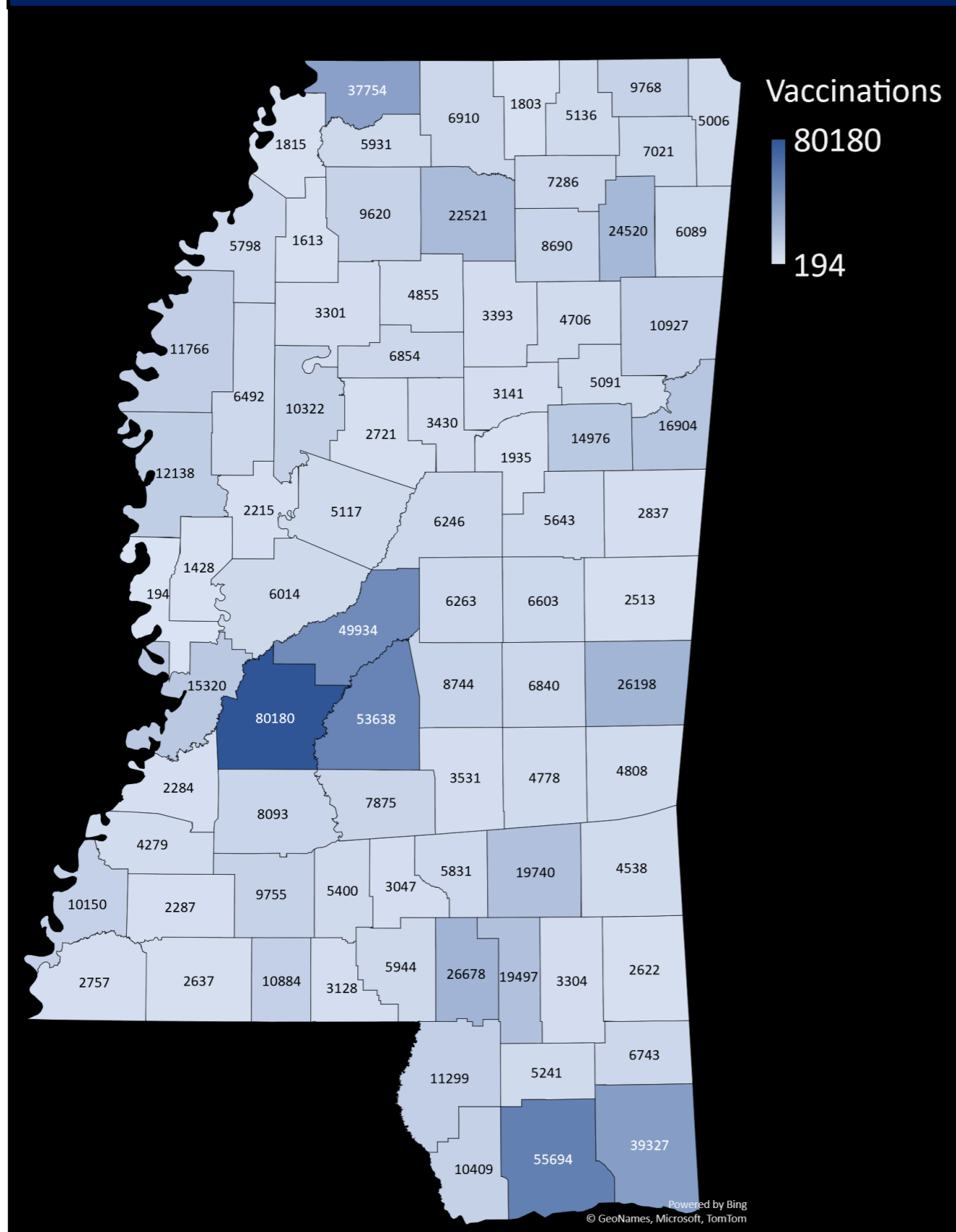


# Mississippi State Department of Health COVID-19 Vaccination Reporting

Updated as of 8a.m. March 16, 2021

Vaccine providers administering COVID-19 vaccine are required to report the doses administered to the Mississippi Immunization Information Exchange (MIIX), the statewide immunization registry, within 24 hours after administration

Vaccine Doses Administered by County of Residence (Includes First and Second Doses)



## Total Reported Vaccinations by Mississippi Providers

Total Doses Administered	904,289
People Receiving at Least One Dose	592,500
People Fully Vaccinated*	329,992

\*Two doses of Pfizer/Moderna or one dose of Janssen (Johnson and Johnson) vaccine

## Vaccine Doses Distributed

Fed. Pharmacy Partnership LTCF (CVS/Walgreens)	88,725
Mississippi Enrolled Providers*	1,098,400
Total	1,214,825

\*includes hospitals, private clinics, and MSDH drive through clinics

## Vaccine Doses Administered by Facility

Facility	First Dose	Second Dose
Hospital	104,689	80,478
Fed. Pharmacy Partnership LTCF (CVS/Walgreens)	35,320	25,084
MSDH/Drive Throughs	278,614	134,945
Clinics	134,087	68,517
Pharmacies	39,790	2,765

## Race\*

Race	Received One or More Doses	Fully Vaccinated	Vaccinations	Vaccination%
White	350,925	214,693	555,329	64%
Black	170,189	72,988	237,005	27%
Asian	8,430	4,110	12,228	1%
AIAN**	785	353	1,107	0%
Pacific Islander	379	196	564	0%
Multi-racial	71	50	119	0%
Other	36,996	22,401	58,498	7%

\*Those with unknown race are excluded

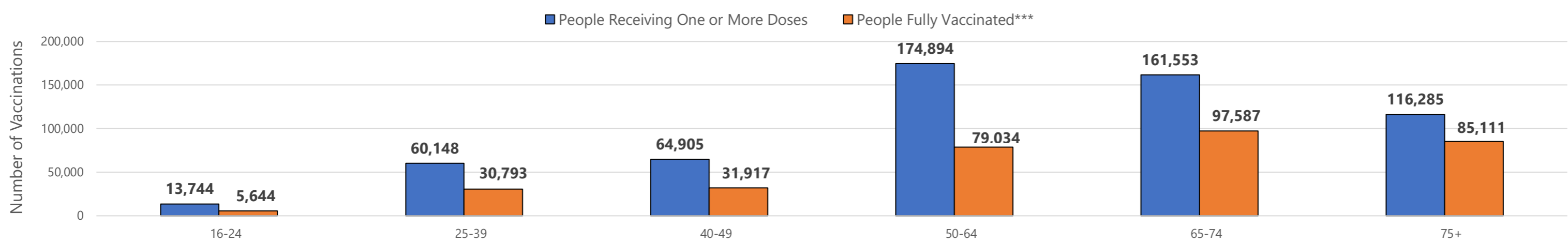
\*\*American Indian and Alaskan Native

## Ethnicity

Ethnicity	Received One or More Doses	Fully Vaccinated	Vaccinations	Vaccination%
Not Hispanic	531,693	297,419	812,931	90%
Hispanic	7,768	3,094	10,434	1%
Unknown	53,039	29,592	81,056	9%

## Age Group

Reported People Receiving One or More Doses and People Fully Vaccinated by Age Group\*\*

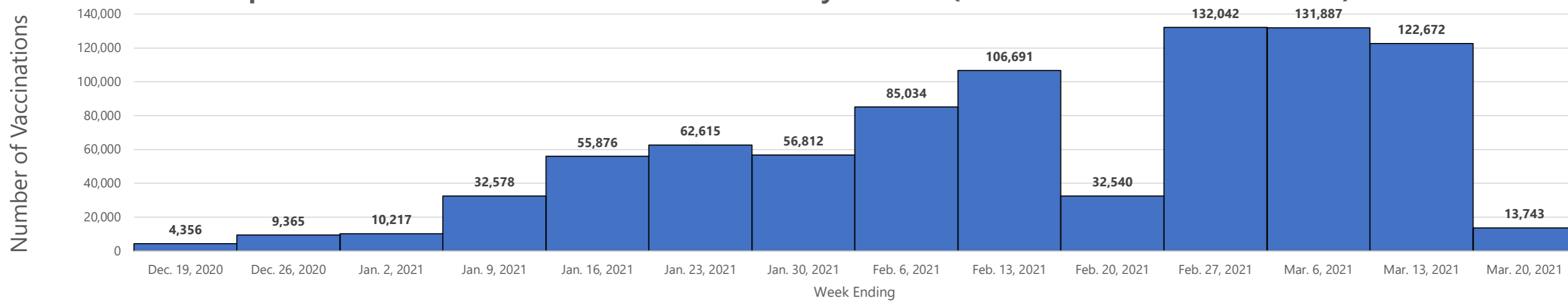


\*\*Those with unknown ages are excluded

\*\*\*Two doses of Pfizer/Moderna or one dose of Janssen (Johnson and Johnson) vaccine

## Week

Reported COVID-19 Vaccine Doses Administered by Week\*\*\* (Includes First and Second Doses)



\*\*\*Those with unknown week of vaccine administration are excluded

## Vaccine Doses Administered by County of Residence (Updated as of 8am 3/16/2021)

County of Residence	People Receiving at least One Dose	People Fully Vaccinated	Total Doses Administered
Adams	6715	3702	10150
Alcorn	6290	3512	9768
Amite	1826	888	2637
Attala	4020	2277	6246
Benton	1258	592	1803
Bolivar	7852	4060	11766
Calhoun	2332	1108	3393
Carroll	1771	963	2721
Chickasaw	3285	1595	4706
Choctaw	1296	709	1935
Claiborne	1575	767	2284
Clarke	3264	1687	4808
Clay	3338	2104	5091
Coahoma	3900	1949	5798
Copiah	5613	2727	8093
Covington	3601	2309	5831
Desoto	26035	12441	37754
Forrest	11939	7695	19497
Franklin	1449	892	2287
George	3865	2892	6743
Greene	1540	1118	2622
Grenada	4356	2538	6854
Hancock	7002	3705	10409
Harrison	36941	19537	55694
Hinds	53901	28000	80180
Holmes	3431	1747	5117
Humphreys	1552	710	2215
Issaquena	147	52	194
Itawamba	3841	2311	6089
Jackson	25281	14351	39327
Jasper	3075	1787	4778
Jefferson	2968	1453	4279
Jefferson Davis	1959	1150	3047
Jones	12458	7760	19740
Kemper	1664	924	2513
Lafayette	14492	8345	22521
Lamar	15845	11126	26678
Lauderdale	16563	10438	26198
Lawrence	3368	2059	5400
Leake	3955	2401	6263
Lee	15767	9022	24520
Leflore	7045	3307	10322
Lincoln	6058	3744	9755
Lowndes	10895	6592	16904
Madison	31932	19096	49934
Marion	3763	2277	5944
Marshall	4927	2279	6910
Monroe	6997	4245	10927
Montgomery	2251	1209	3430
Neshoba	4007	2628	6603
Newton	4325	2638	6840
Noxubee	2127	1042	2837
Oktibbeha	9822	5659	14976
Panola	6387	3402	9620
Pearl River	7140	4338	11299
Perry	2047	1394	3304
Pike	7325	3683	10884
Pontotoc	5664	3154	8690
Prentiss	4653	2467	7021
Quitman	1177	475	1613
Rankin	34491	20353	53638
Scott	5446	3549	8744
Sharkey	974	462	1428
Simpson	5010	3162	7875
Smith	2222	1379	3531
Stone	3362	2002	5241
Sunflower	4440	2161	6492
Tallahatchie	2330	1011	3301
Tate	4066	2081	5931
Tippah	3431	1826	5136
Tishomingo	3296	1816	5006
Tunica	1267	661	1815
Union	4775	2580	7286
Walthall	2065	1077	3128
Warren	10291	5288	15320
Washington	8551	4175	12138
Wayne	2939	1835	4538
Webster	1989	1224	3141
Wilkinson	1951	878	2757
Winston	3633	2074	5643
Yalobusha	3223	1732	4855
Yazoo	4068	2031	6014
<b>Total</b>	<b>573692</b>	<b>322389</b>	<b>878720</b>