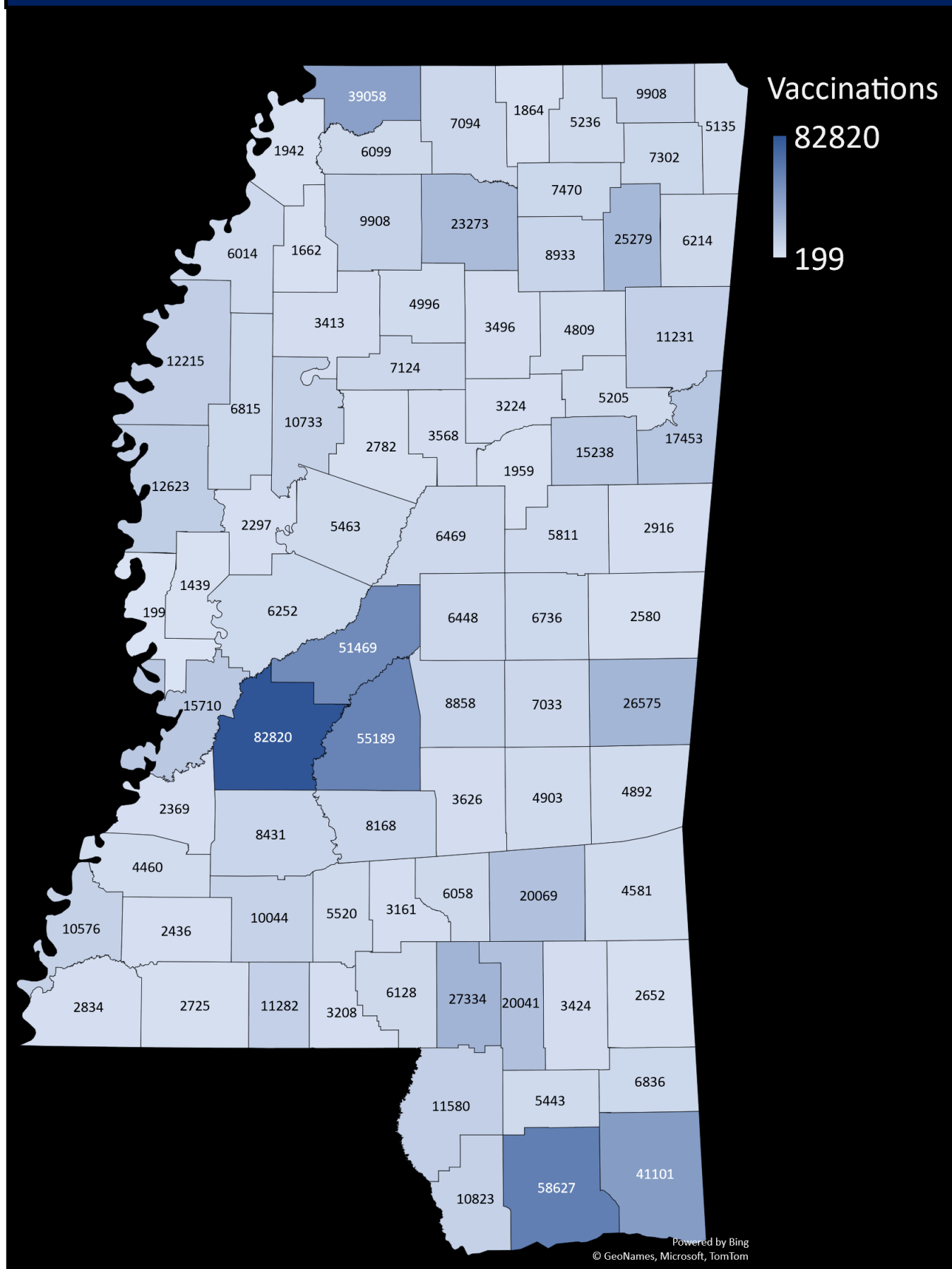


Mississippi State Department of Health COVID-19 Vaccination Reporting

Updated as of 8a.m. March 18, 2021

Vaccine providers administering COVID-19 vaccine are required to report the doses administered to the Mississippi Immunization Information Exchange (MIIX), the statewide immunization registry, within 24 hours after administration

Vaccine Doses Administered by County of Residence (Includes First and Second Doses)



Total Reported Vaccinations by Mississippi Providers

Total Doses Administered	933,810
People Receiving at Least One Dose*	613,510
People Fully Vaccinated**	339,675

*One dose of Pfizer/Moderna or one dose of Janssen (Johnson and Johnson) vaccine
**Two doses of Pfizer/Moderna or one dose of Janssen (Johnson and Johnson) vaccine

Vaccine Doses Distributed

Fed. Pharmacy Partnership LTCF (CVS/Walgreens)	88,725
Mississippi Enrolled Providers*	1,118,980
Total	1,207,705

*includes hospitals, private clinics, and MSDH drive through clinics

Vaccine Doses Administered by Facility

Facility	First Dose	Second Dose
Hospital	106,299	81,126
Fed. Pharmacy Partnership LTCF (CVS/Walgreens)	36,697	25,491
MSDH/Drive Throughs	284,523	139,106
Clinics	142,274	70,524
Pharmacies	43,717	4,053

Vaccine Doses Administered by Race*

Race	Received at Least One Dose**	Fully Vaccinated***	Vaccinations	% of Total Doses Administered
White	360,993	220,499	570,649	64%
Black	178,595	76,288	248,272	28%
Asian	8,872	4,241	12,791	1%
AIAN****	831	369	1,168	0%
Pacific Islander	397	200	585	0%
Multi-racial	72	52	122	0%
Other	38,215	22,799	59,894	7%

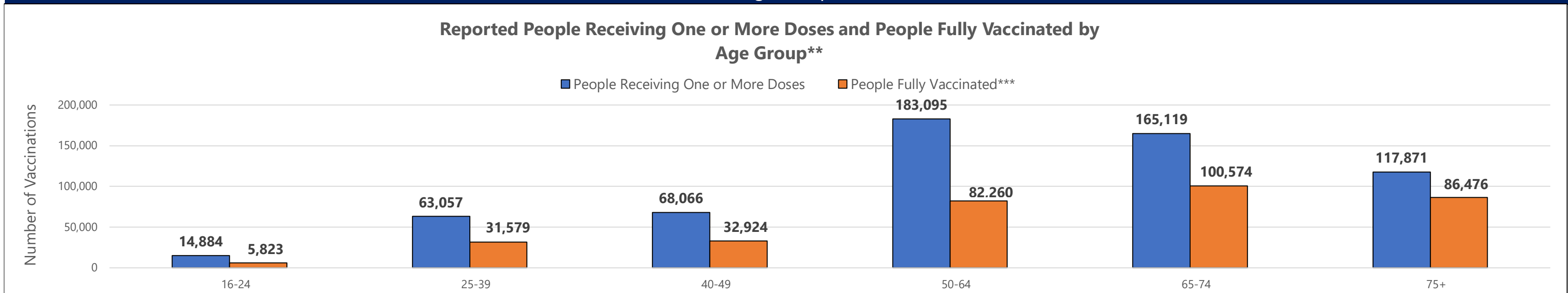
*Those with unknown race are excluded
**One dose of Pfizer/Moderna or one dose of Janssen (Johnson and Johnson) vaccine
***Second dose of Pfizer/Moderna or one dose of Janssen (Johnson and Johnson) vaccine
****American Indian and Alaskan Native

Vaccine Doses Administered by Ethnicity

Ethnicity	Received at Least One Dose*	Fully Vaccinated***	Vaccinations	% of Total Doses Administered
Not Hispanic	547,926	305,842	836,623	90%
Hispanic	8,241	3,300	11,042	1%
Unknown	55,975	31,884	84,777	9%

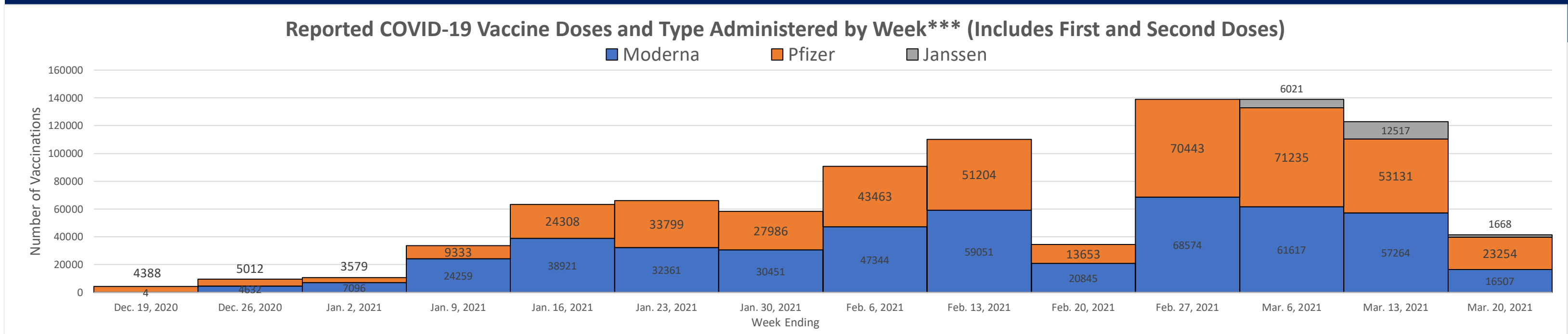
*One dose of Pfizer/Moderna or one dose of Janssen (Johnson and Johnson) vaccine
**Second dose of Pfizer/Moderna or one dose of Janssen (Johnson and Johnson) vaccine

Age Group



**Those with unknown ages are excluded
***Two doses of Pfizer/Moderna or one dose of Janssen (Johnson and Johnson) vaccine

Week



***Those with unknown week of vaccine administration are excluded

Vaccine Doses Administered by County of Residence (Updated as of 8am 3/18/2021)

County of Residence	People Receiving at least One Dose*	People Fully Vaccinated**	Total Doses Administered
Adams	7099	3744	10576
Alcorn	6391	3551	9908
Amite	1901	905	2725
Attala	4170	2351	6469
Benton	1301	610	1864
Bolivar	8231	4169	12215
Calhoun	2391	1158	3496
Carroll	1817	978	2782
Chickasaw	3345	1643	4809
Choctaw	1316	716	1959
Claiborne	1657	774	2369
Clarke	3318	1737	4892
Clay	3420	2161	5205
Coahoma	4068	1997	6014
Copiah	5885	2795	8431
Covington	3794	2455	6058
Desoto	26903	12919	39058
Forrest	12311	7874	20041
Franklin	1586	907	2436
George	3940	2909	6836
Greene	1565	1123	2652
Grenada	4558	2607	7124
Hancock	7224	3910	10823
Harrison	38456	21025	58627
Hinds	55832	28777	82820
Holmes	3745	1779	5463
Humphreys	1627	717	2297
Issaquena	152	47	199
Itawamba	3939	2345	6214
Jackson	26783	14662	41101
Jasper	3171	1825	4903
Jefferson	3120	1483	4460
Jefferson Davis	2052	1196	3161
Jones	12635	7910	20069
Kemper	1689	968	2580
Lafayette	14982	8628	23273
Lamar	16294	11332	27334
Lauderdale	16860	10535	26575
Lawrence	3468	2083	5520
Leake	4072	2470	6448
Lee	16282	9307	25279
Leflore	7368	3397	10733
Lincoln	6284	3808	10044
Lowndes	11252	6791	17453
Madison	32974	19628	51469
Marion	3910	2353	6128
Marshall	5048	2345	7094
Monroe	7235	4327	11231
Montgomery	2363	1238	3568
Neshoba	4078	2690	6736
Newton	4472	2686	7033
Noxubee	2172	1079	2916
Oktibbeha	10032	5742	15238
Panola	6543	3556	9908
Pearl River	7376	4413	11580
Perry	2157	1414	3424
Pike	7662	3759	11282
Pontotoc	5826	3272	8933
Prentiss	4876	2529	7302
Quitman	1212	492	1662
Rankin	35519	20900	55189
Scott	5528	3588	8858
Sharkey	984	463	1439
Simpson	5235	3260	8168
Smith	2287	1426	3626
Stone	3445	2122	5443
Sunflower	4680	2263	6815
Tallahatchie	2408	1046	3413
Tate	4202	2157	6099
Tippah	3492	1869	5236
Tishomingo	3407	1867	5135
Tunica	1383	673	1942
Union	4899	2648	7470
Walthall	2138	1096	3208
Warren	10654	5322	15710
Washington	8999	4277	12623
Wayne	2956	1861	4581
Webster	2058	1247	3224
Wilkinson	2024	882	2834
Winston	3759	2119	5811
Yalobusha	3316	1781	4996
Yazoo	4265	2073	6252
Total	593828	331541	906871

*One dose of Pfizer/Moderna or one dose of Janssen (Johnson and Johnson) vaccine

**Second dose of Pfizer/Moderna or one dose of Janssen (Johnson and Johnson) vaccine