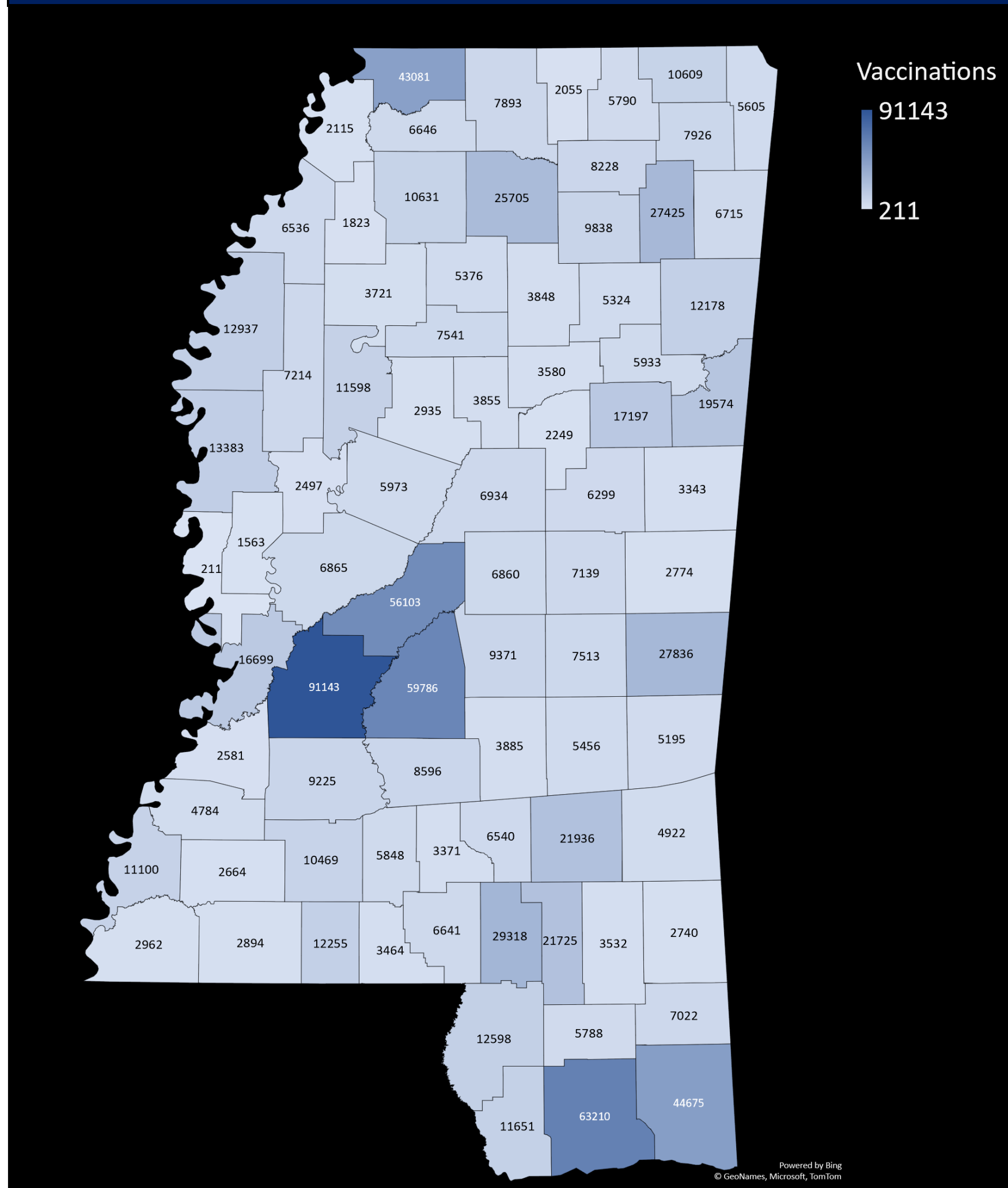


Mississippi State Department of Health COVID-19 Vaccination Reporting

Updated as of 8a.m. March 23, 2021 (Data are Provisional)

Vaccine providers administering COVID-19 vaccine are required to report the doses administered to the Mississippi Immunization Information Exchange (MIIX), the statewide immunization registry, within 24 hours after administration

Vaccine Doses Administered by County of Residence (Includes First and Second Doses)



Total Reported Vaccinations by Mississippi Providers

Total Doses Administered*	1,061,253
People Receiving at Least One Dose**	690,647
People Fully Vaccinated***	392,308

*Includes Federal Agency Doses Administered (Bureau of Prisons, Veterans Health, Indian Health Services, Dept. of Defense)
 **One dose of Pfizer/Moderna or one dose of Janssen (Johnson and Johnson) vaccine
 ***Two doses of Pfizer/Moderna or one dose of Janssen (Johnson and Johnson) vaccine

Vaccine Doses Distributed

Fed. Pharmacy Partnership LTCF (CVS/Walgreens)	88,725
Mississippi Enrolled Providers*	1,240,810
Total	1,329,535

*includes hospitals, private clinics, and MSDH drive through clinics

Vaccine Doses Administered by Facility

Facility	First Dose	Second Dose
Hospital	110,479	83,252
Fed. Pharmacy Partnership LTCF (CVS/Walgreens)	39,736	24,153
MSDH/Drive Through	302,136	163,136
Clinics	155,822	72,423
Pharmacies	50,603	11,137

Federal Agency COVID-19 Vaccine Administration

Facility	First Dose	Second Dose
Bureau of Prisons	1,010	376
Veterans Health	18,862	11,326
Indian Health Service	1,976	1,132
Dept. of Defense	10,023	3,671

Vaccine Doses Administered by Race*

Race	Received at Least One Dose**	Fully Vaccinated***	Vaccinations	% of Total Doses Administered
White	381,870	240,316	610,321	63%
Black	195,203	89,014	276,630	29%
Asian	9,744	4,788	14,206	1%
AIAN****	915	429	1,311	0%
Pacific Islander	438	227	652	0%
Multi-racial	85	52	135	0%
Other	41,581	24,082	64,451	7%

*Those with unknown race are excluded
 **One dose of Pfizer/Moderna or one dose of Janssen (Johnson and Johnson) vaccine
 ***Second dose of Pfizer/Moderna or one dose of Janssen (Johnson and Johnson) vaccine
 ****American Indian and Alaskan Native

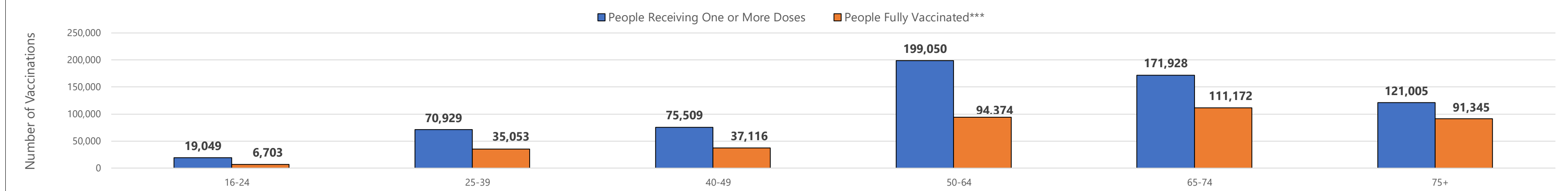
Vaccine Doses Administered by Ethnicity

Ethnicity	Received at Least One Dose*	Fully Vaccinated**	Vaccinations	% of Total Doses Administered
Not Hispanic	588,763	339,580	909,187	90%
Hispanic	9,443	3,812	12,782	1%
Unknown	60,577	32,389	90,915	9%

*One dose of Pfizer/Moderna or one dose of Janssen (Johnson and Johnson) vaccine
 **Second dose of Pfizer/Moderna or one dose of Janssen (Johnson and Johnson) vaccine

Age Group

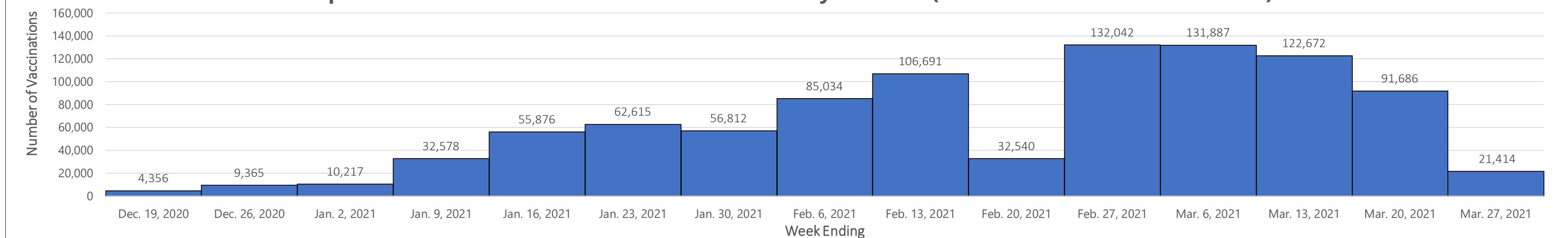
Reported People Receiving One or More Doses and People Fully Vaccinated by Age Group**



**Those with unknown ages are excluded
 ***Two doses of Pfizer/Moderna or one dose of Janssen (Johnson and Johnson) vaccine

Weekly Overall Totals

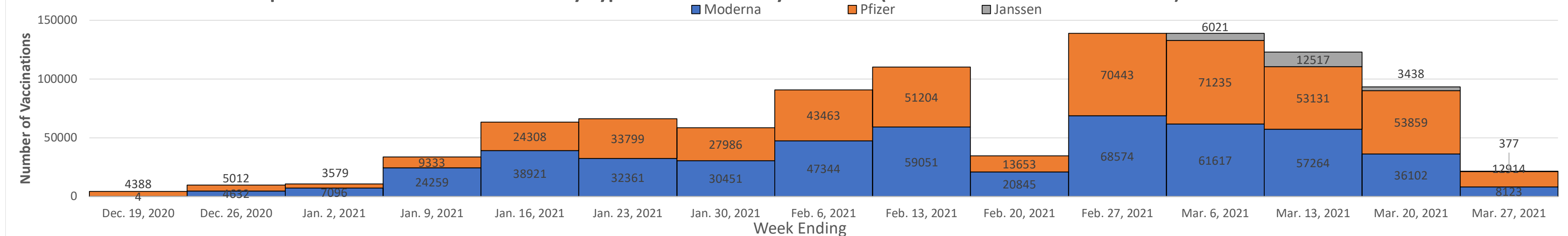
Reported COVID-19 Vaccine Doses Administered by Week*** (Includes First and Second Doses)



***Those with unknown week of vaccine administration are excluded

Weekly Dose Totals

Reported COVID-19 Vaccine Doses by Type Administered by Week*** (Includes First and Second Doses)



***Those with unknown week of vaccine administration are excluded

Vaccine Doses Administered by County of Residence (Updated as of 8am 3/23/2021)*

County of Residence	People Receiving at least One Dose**	% of Total Pop. Receiving at least One Dose	People Fully Vaccinated***	% of Total Pop. Fully Vaccinated	Total Doses Administered
Adams	7520	25%	3858	13%	11100
Alcorn	6947	19%	3706	10%	10609
Amite	2031	17%	975	8%	2894
Attala	4436	24%	2560	14%	6934
Benton	1425	17%	677	8%	2055
Bolivar	8821	29%	4366	14%	12937
Calhoun	2559	18%	1343	9%	3848
Carroll	1900	19%	1049	11%	2935
Chickasaw	3591	21%	1929	11%	5324
Choctaw	1503	18%	830	10%	2249
Claiborne	1840	20%	834	9%	2581
Clarke	3461	22%	1918	12%	5195
Clay	3870	20%	2492	13%	5933
Coahoma	4527	20%	2067	9%	6536
Copiah	6425	23%	3056	11%	9225
Covington	4086	22%	2703	15%	6540
Desoto	29009	16%	14860	8%	43081
Forrest	13182	18%	8695	12%	21725
Franklin	1786	23%	945	12%	2664
George	4075	17%	2961	12%	7022
Greene	1610	12%	1166	9%	2740
Grenada	4814	23%	2772	13%	7541
Hancock	7717	16%	4251	9%	11651
Harrison	41120	20%	22990	11%	63210
Hinds	59898	26%	33233	14%	91143
Holmes	4141	24%	1975	12%	5973
Humphreys	1789	22%	766	9%	2497
Issaquena	164	12%	47	4%	211
Itawamba	4291	18%	2500	11%	6715
Jackson	28606	20%	16428	11%	44675
Jasper	3411	21%	2177	13%	5456
Jefferson	3313	47%	1637	23%	4784
Jefferson Davis	2194	20%	1326	12%	3371
Jones	13333	20%	9110	13%	21936
Kemper	1784	18%	1067	11%	2774
Lafayette	16443	30%	9603	18%	25705
Lamar	17279	27%	12362	20%	29318
Lauderdale	17578	24%	11106	15%	27836
Lawrence	3664	29%	2240	18%	5848
Leake	4326	19%	2635	12%	6860
Lee	17303	20%	10466	12%	27425
Leflore	8008	28%	3639	13%	11598
Lincoln	6544	19%	3992	12%	10469
Lowndes	11999	20%	8245	14%	19574
Madison	35265	33%	22093	21%	56103
Marion	4236	17%	2649	11%	6641
Marshall	5568	16%	2626	7%	7893
Monroe	7727	22%	4819	14%	12178
Montgomery	2561	26%	1330	14%	3855
Neshoba	4331	15%	2840	10%	7139
Newton	4785	23%	2857	14%	7513
Noxubee	2432	23%	1251	12%	3343
Oktibbeha	11185	23%	6600	13%	17197
Panola	6958	20%	3875	11%	10631
Pearl River	8211	15%	4676	8%	12598
Perry	2209	18%	1471	12%	3532
Pike	8379	21%	4209	11%	12255
Pontotoc	6326	20%	3749	12%	9838
Prentiss	5285	21%	2749	11%	7926
Quitman	1329	20%	536	8%	1823
Rankin	37696	24%	23379	15%	59786
Scott	5735	20%	3916	14%	9371
Sharkey	1105	26%	466	11%	1563
Simpson	5534	21%	3426	13%	8596
Smith	2401	15%	1580	10%	3885
Stone	3573	19%	2343	13%	5788
Sunflower	5030	20%	2347	9%	7214
Tallahatchie	2636	19%	1135	8%	3721
Tate	4586	16%	2361	8%	6646
Tippah	3930	18%	1988	9%	5790
Tishomingo	3777	19%	1983	10%	5605
Tunica	1491	15%	740	8%	2115
Union	5356	19%	2982	10%	8228
Walthall	2297	16%	1235	9%	3464
Warren	11403	25%	5566	12%	16699
Washington	9674	22%	4412	10%	13383
Wayne	3209	16%	1954	10%	4922
Webster	2302	24%	1363	14%	3580
Wilkinson	2147	25%	887	10%	2962
Winston	4108	23%	2264	13%	6299
Yalobusha	3571	29%	1909	16%	5376
Yazoo	4673	16%	2315	8%	6865
Total	637344	20%	366438	11%	983020

*Those with unknown county of residence are excluded
 **One dose of Pfizer/Moderna or one dose of Janssen (Johnson and Johnson) vaccine
 ***Second dose of Pfizer/Moderna or one dose of Janssen (Johnson and Johnson) vaccine