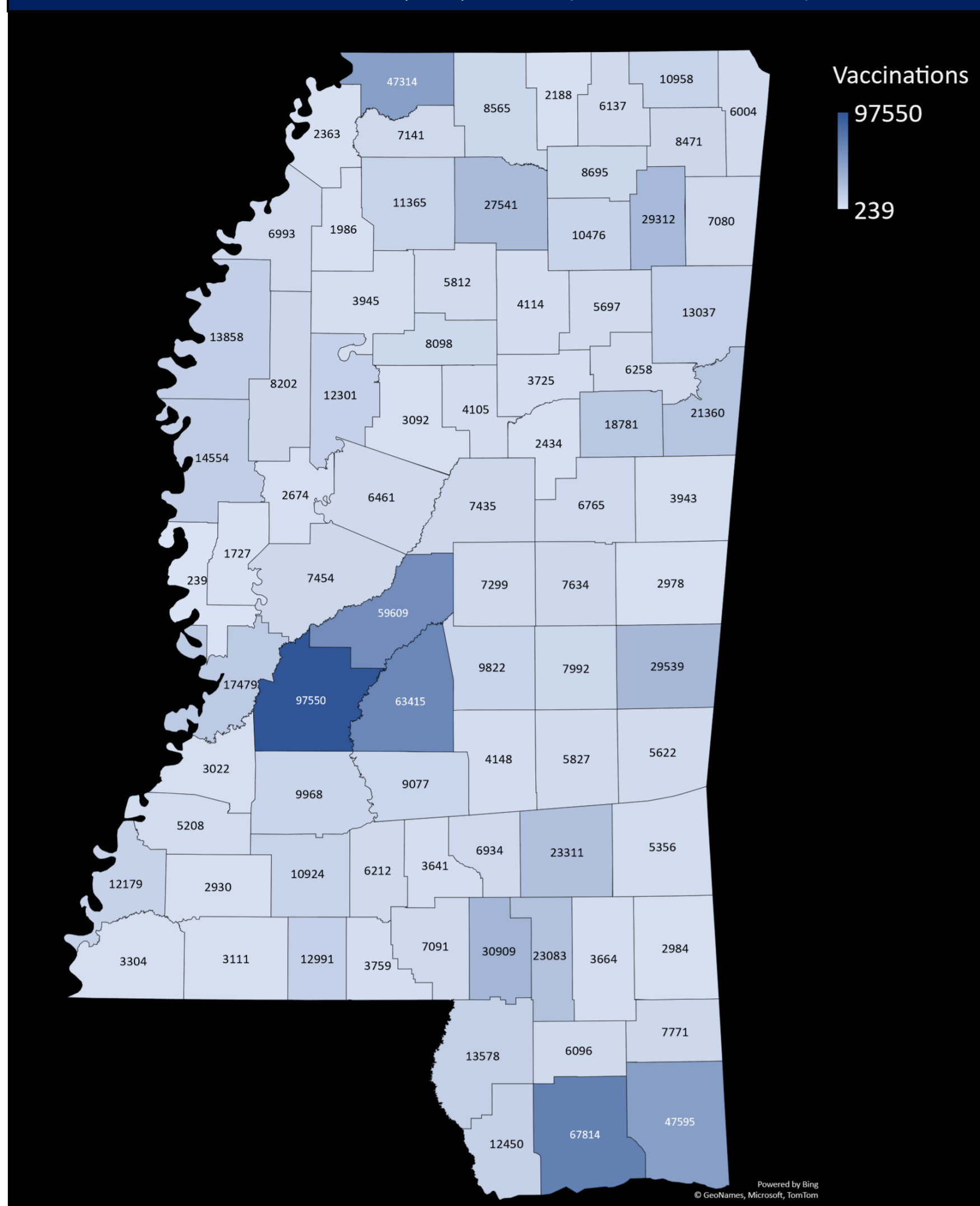


Mississippi State Department of Health COVID-19 Vaccination Reporting

Updated as of 8a.m. March 26, 2021 (Data are Provisional)

Vaccine providers administering COVID-19 vaccine are required to report the doses administered to the Mississippi Immunization Information Exchange (MIIX), the statewide immunization registry, within 24 hours after administration

Vaccine Doses Administered by County of Residence (Includes First and Second Doses)



Total Reported Vaccinations by Mississippi Providers*

Total Doses Administered	1,134,883
People Receiving at Least One Dose**	733,010
People Fully Vaccinated***	426,061

*Includes Federal Agency Doses Administered (Bureau of Prisons, Veterans Health, Indian Health Services, Dept. of Defense)
 **One dose of Pfizer/Moderna or one dose of Janssen (Johnson and Johnson) vaccine
 ***Two doses of Pfizer/Moderna or one dose of Janssen (Johnson and Johnson) vaccine

Vaccine Doses Distributed

Fed. Pharmacy Partnership LTCF (CVS/Walgreens)	88,725
Mississippi Enrolled Providers*	1,272,030
Total	1,360,755

*includes hospitals, private clinics, and MSDH drive through clinics

Vaccine Doses Administered by Facility

Facility	First Dose	Second Dose
Hospital	113,688	88,333
Fed. Pharmacy Partnership LTCF (CVS/Walgreens)	42,768	25,292
MSDH/Drive Throughs	318,213	180,159
Clinics	167,910	76,780
Pharmacies	57,548	14,106

Federal Agency COVID-19 Vaccine Administration

Facility	First Dose	Second Dose
Bureau of Prisons	1,158	376
Veterans Health	19,113	11,678
Indian Health Service	1,996	1,162
Dept. of Defense	10,616	3,683

Vaccine Doses Administered by Race*

Race	Received at Least One Dose**	Fully Vaccinated***	Vaccinations	% of Total Doses Administered
White	403,147	258,534	648,538	62%
Black	211,577	102,260	305,072	29%
Asian	10,891	5,355	15,905	2%
AIAN****	983	478	1,425	0%
Pacific Islander	489	246	719	0%
Multi-racial	93	54	145	0%
Other	43,699	25,571	67,860	7%

*Those with unknown race are excluded
 **One dose of Pfizer/Moderna or one dose of Janssen (Johnson and Johnson) vaccine
 ***Second dose of Pfizer/Moderna or one dose of Janssen (Johnson and Johnson) vaccine
 ****American Indian and Alaskan Native

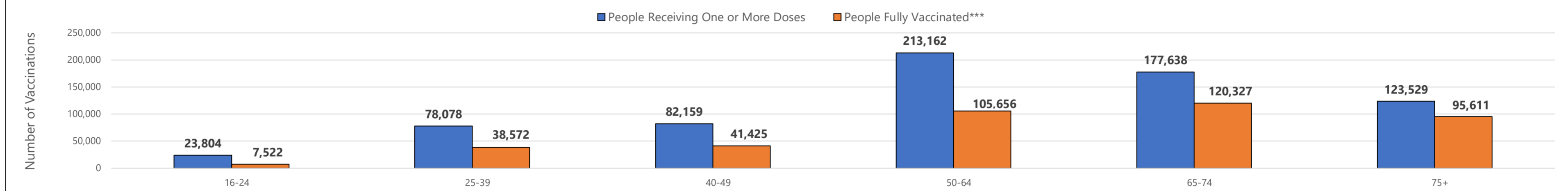
Vaccine Doses Administered by Ethnicity

Ethnicity	Received at Least One Dose*	Fully Vaccinated**	Vaccinations	% of Total Doses Administered
Not Hispanic	625,623	370,309	974,301	90%
Hispanic	10,592	4,262	14,351	1%
Unknown	63,919	34,561	95,152	9%

*One dose of Pfizer/Moderna or one dose of Janssen (Johnson and Johnson) vaccine
 **Second dose of Pfizer/Moderna or one dose of Janssen (Johnson and Johnson) vaccine

Age Group

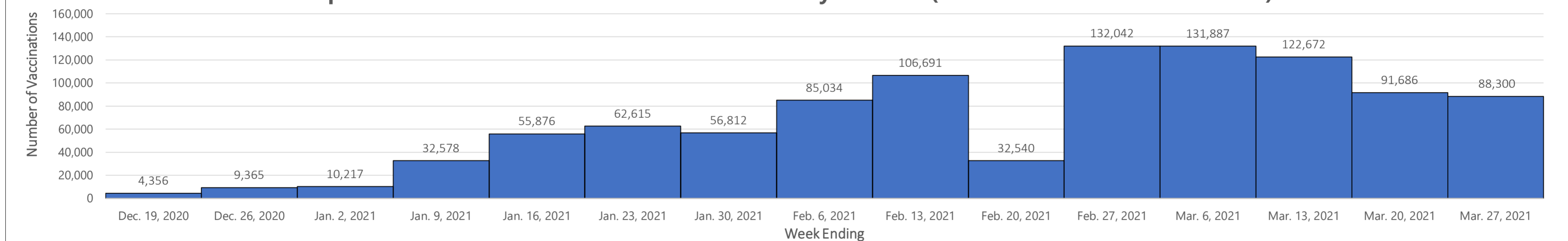
Reported People Receiving One or More Doses and People Fully Vaccinated by Age Group**



**Those with unknown ages are excluded
 ***Two doses of Pfizer/Moderna or one dose of Janssen (Johnson and Johnson) vaccine

Weekly Overall Totals

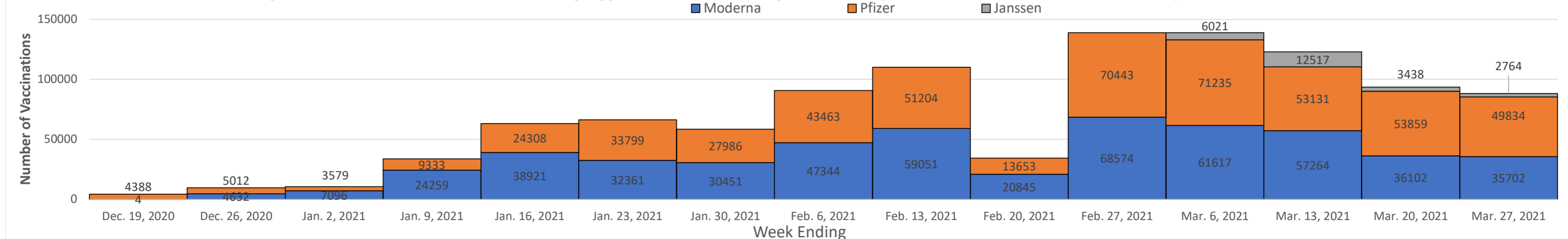
Reported COVID-19 Vaccine Doses Administered by Week*** (Includes First and Second Doses)



***Those with unknown week of vaccine administration are excluded

Weekly Dose Totals

Reported COVID-19 Vaccine Doses by Type Administered by Week*** (Includes First and Second Doses)



***Those with unknown week of vaccine administration are excluded

Vaccine Doses Administered by County of Residence (Updated as of 8am 3/26/2021)*

County of Residence	People Receiving at least One Dose**	% of Total Pop. Receiving at least One Dose	People Fully Vaccinated***	% of Total Pop. Fully Vaccinated	Total Doses Administered
Adams	8088	26%	4403	14%	12179
Alcorn	7193	19%	3812	10%	10958
Amite	2143	17%	1110	9%	3111
Attala	4747	26%	2757	15%	7435
Benton	1508	18%	731	9%	2188
Bolivar	9432	31%	4791	16%	13858
Calhoun	2735	19%	1446	10%	4114
Carroll	1983	20%	1129	11%	3092
Chickasaw	3832	22%	2071	12%	5697
Choctaw	1642	20%	917	11%	2434
Claiborne	2128	24%	1024	11%	3022
Clarke	3656	24%	2159	14%	5622
Clay	4063	21%	2632	14%	6258
Coahoma	4794	22%	2382	11%	6993
Copiah	6937	25%	3350	12%	9968
Covington	4369	23%	2818	15%	6934
Desoto	31112	17%	17011	9%	47314
Forrest	14017	19%	9223	12%	23083
Franklin	1996	26%	1044	14%	2930
George	4444	18%	3348	14%	7771
Greene	1713	13%	1314	10%	2984
Grenada	5084	24%	3131	15%	8098
Hancock	8067	17%	4707	10%	12450
Harrison	43440	21%	25363	12%	67814
Hinds	63309	27%	36419	16%	97550
Holmes	4355	26%	2260	13%	6461
Humphreys	1893	23%	843	10%	2674
Issaquena	182	14%	63	5%	239
Itawamba	4524	19%	2646	11%	7080
Jackson	30182	21%	17792	12%	47595
Jasper	3609	22%	2396	15%	5827
Jefferson	3595	51%	1823	26%	5208
Jefferson Davis	2313	21%	1524	14%	3641
Jones	14132	21%	9704	14%	23311
Kemper	1897	19%	1158	12%	2978
Lafayette	17617	33%	10300	19%	27541
Lamar	18279	29%	12959	20%	30909
Lauderdale	18662	25%	11739	16%	29539
Lawrence	3780	30%	2514	20%	6212
Leake	4591	20%	2827	12%	7299
Lee	18439	22%	11276	13%	29312
Leflore	8397	30%	3958	14%	12301
Lincoln	6811	20%	4226	12%	10924
Lowndes	13041	22%	9032	15%	21360
Madison	37014	35%	23960	23%	59609
Marion	4446	18%	2942	12%	7091
Marshall	5863	17%	3005	9%	8565
Monroe	8261	23%	5183	15%	13037
Montgomery	2699	28%	1456	15%	4105
Neshoba	4618	16%	3049	10%	7634
Newton	5070	24%	3056	15%	7992
Noxubee	2629	25%	1747	17%	3943
Oktoberfest	12648	26%	6778	14%	18781
Panola	7365	22%	4210	12%	11365
Pearl River	8946	16%	5081	9%	13578
Perry	2267	19%	1549	13%	3664
Pike	8885	23%	4497	11%	12991
Pontotoc	6699	21%	4033	13%	10476
Prentiss	5634	22%	2945	12%	8471
Quitman	1428	21%	608	9%	1986
Rankin	39825	26%	25093	16%	63415
Scott	6093	22%	4020	14%	9822
Sharkey	1224	28%	513	12%	1727
Simpson	5855	22%	3640	14%	9077
Smith	2551	16%	1708	11%	4148
Stone	3723	20%	2507	14%	6096
Sunflower	5859	23%	2534	10%	8202
Tallahatchie	2773	20%	1230	9%	3945
Tate	4790	17%	2660	9%	7141
Tippah	4159	19%	2134	10%	6137
Tishomingo	3906	20%	2256	12%	6004
Tunica	1613	17%	932	10%	2363
Union	5632	20%	3180	11%	8695
Walthall	2448	17%	1418	10%	3759
Warren	11989	26%	5784	13%	17479
Washington	10409	24%	4888	11%	14554
Wayne	3442	17%	2155	11%	5356
Webster	2421	25%	1396	14%	3725
Wilkinson	2311	27%	1111	13%	3304
Winston	4302	24%	2544	14%	6765
Yalobusha	3863	32%	2061	17%	5812
Yazoo	4969	17%	2654	9%	7454
Total	677360	22%	398649	13%	1052536

*Those with unknown county of residence are excluded

**One dose of Pfizer/Moderna or one dose of Janssen (Johnson and Johnson) vaccine

***Second dose of Pfizer/Moderna or one dose of Janssen (Johnson and Johnson) vaccine