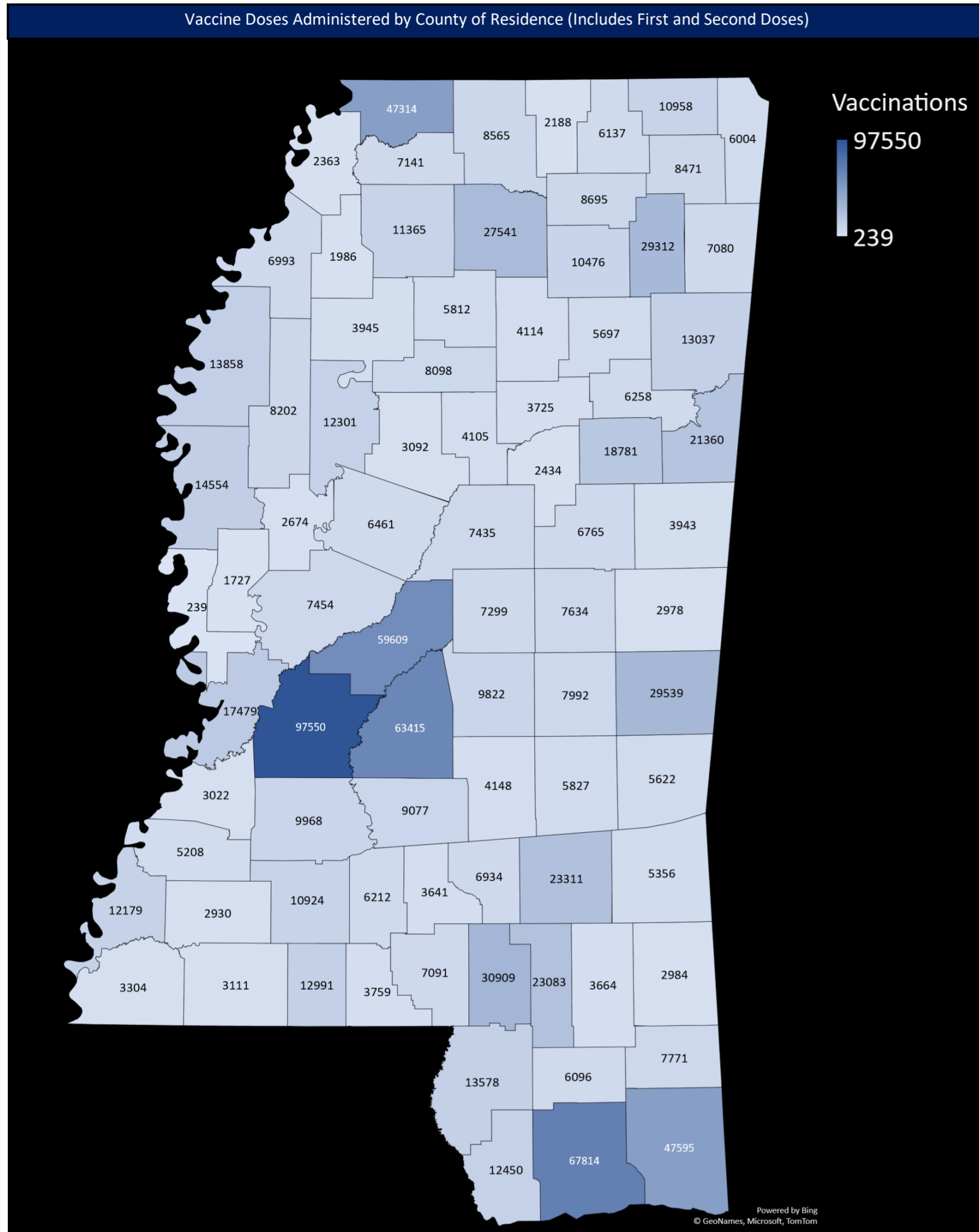


# Mississippi State Department of Health COVID-19 Vaccination Reporting

Updated as of 8a.m. March 27, 2021 (Data are Provisional)

Vaccine providers administering COVID-19 vaccine are required to report the doses administered to the Mississippi Immunization Information Exchange (MIIX), the statewide immunization registry, within 24 hours after administration

Vaccine Doses Administered by County of Residence (Includes First and Second Doses)



## Total Reported Vaccinations by Mississippi Providers\*

Total Doses Administered	1,161,303
People Receiving at Least One Dose**	744,973
People Fully Vaccinated***	441,248

\*Includes Federal Agency Doses Administered (Bureau of Prisons, Veterans Health, Indian Health Services, Dept. of Defense)  
 \*\*One dose of Pfizer/Moderna or one dose of Janssen (Johnson and Johnson) vaccine  
 \*\*\*Two doses of Pfizer/Moderna or one dose of Janssen (Johnson and Johnson) vaccine

## Vaccine Doses Distributed

Fed. Pharmacy Partnership LTCF (CVS/Walgreens)	88,725
Mississippi Enrolled Providers*	1,272,030
Total	1,360,755

\*includes hospitals, private clinics, and MSDH drive through clinics

## Vaccine Doses Administered by Facility

Facility	First Dose	Second Dose
Hospital	115,087	90,598
Fed. Pharmacy Partnership LTCF (CVS/Walgreens)	43,327	26,918
MSDH/Drive Throughs	322,964	186,489
Clinics	172,076	81,083
Pharmacies	58,636	14,039

## Federal Agency COVID-19 Vaccine Administration

Facility	First Dose	Second Dose
Bureau of Prisons	1,158	376
Veterans Health	19,113	11,678
Indian Health Service	1,996	1,162
Dept. of Defense	10,616	3,683

## Vaccine Doses Administered by Race\*

Race	Received at Least One Dose**	Fully Vaccinated***	Vaccinations	% of Total Doses Administered
White	409,004	266,033	661,513	62%
Black	216,037	107,773	314,786	30%
Asian	11,138	5,534	16,329	2%
AIAN****	1,002	491	1,457	0%
Pacific Islander	497	255	736	0%
Multi-racial	95	54	148	0%
Other	44,503	26,929	69,969	7%

\*Those with unknown race are excluded  
 \*\*One dose of Pfizer/Moderna or one dose of Janssen (Johnson and Johnson) vaccine  
 \*\*\*Second dose of Pfizer/Moderna or one dose of Janssen (Johnson and Johnson) vaccine  
 \*\*\*\*American Indian and Alaskan Native

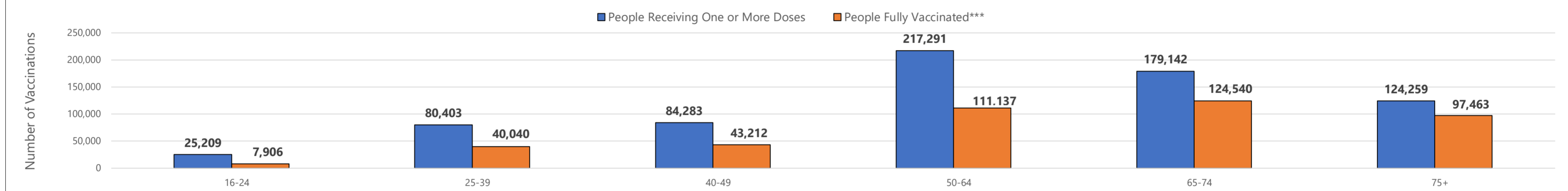
## Vaccine Doses Administered by Ethnicity

Ethnicity	Received at Least One Dose*	Fully Vaccinated**	Vaccinations	% of Total Doses Administered
Not Hispanic	636,332	383,944	997,999	90%
Hispanic	10,966	4,495	14,945	1%
Unknown	64,792	35,875	98,273	9%

\*One dose of Pfizer/Moderna or one dose of Janssen (Johnson and Johnson) vaccine  
 \*\*Second dose of Pfizer/Moderna or one dose of Janssen (Johnson and Johnson) vaccine

## Age Group

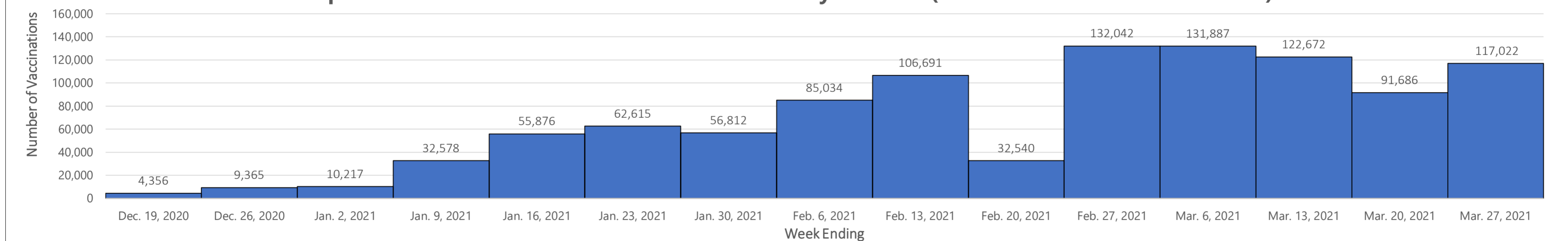
Reported People Receiving One or More Doses and People Fully Vaccinated by Age Group\*\*



\*\*Those with unknown ages are excluded  
 \*\*\*Two doses of Pfizer/Moderna or one dose of Janssen (Johnson and Johnson) vaccine

## Weekly Overall Totals

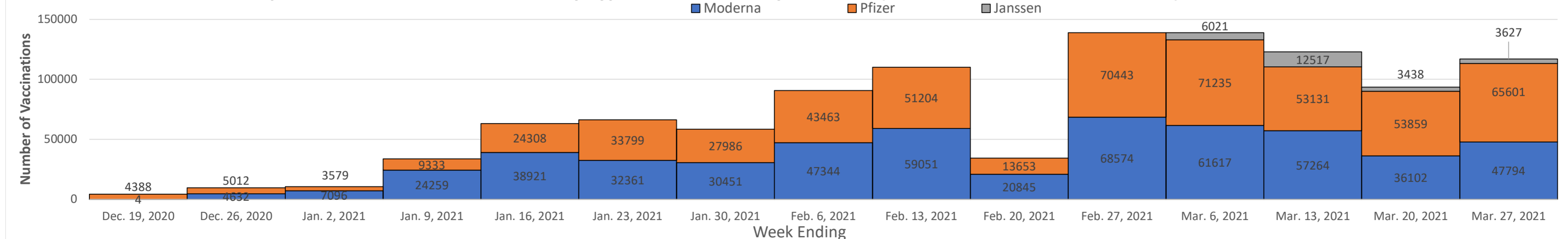
Reported COVID-19 Vaccine Doses Administered by Week\*\*\* (Includes First and Second Doses)



\*\*\*Those with unknown week of vaccine administration are excluded

## Weekly Dose Totals

Reported COVID-19 Vaccine Doses by Type Administered by Week\*\*\* (Includes First and Second Doses)



\*\*\*Those with unknown week of vaccine administration are excluded

**Vaccine Doses Administered by County of Residence (Updated as of 8am 3/27/2021)\***

County of Residence	People Receiving at least One Dose**	% of Total Pop. Receiving at least One Dose	People Fully Vaccinated***	% of Total Pop. Fully Vaccinated	Total Doses Administered
Adams	8088	26%	4439	14%	12281
Alcorn	7193	19%	4293	10%	11585
Amite	2143	17%	1191	9%	3240
Attala	4747	26%	2805	15%	7525
Benton	1508	18%	767	9%	2252
Bolivar	9432	31%	5101	16%	14305
Calhoun	2735	19%	1535	10%	4250
Carroll	1983	20%	1181	11%	3178
Chickasaw	3832	22%	2128	12%	5812
Choctaw	1642	20%	971	11%	2559
Claiborne	2128	24%	1070	11%	3101
Clarke	3656	24%	2237	14%	5738
Clay	4063	21%	2653	14%	6327
Coahoma	4794	22%	2523	11%	7250
Copiah	6937	25%	3483	12%	10162
Covington	4369	23%	2876	15%	7069
Desoto	31112	17%	17514	9%	48314
Forrest	14017	19%	9387	12%	23495
Franklin	1996	26%	1065	14%	2966
George	4444	18%	3394	14%	7843
Greene	1713	13%	1345	10%	3162
Grenada	5084	24%	3233	15%	8259
Hancock	8067	17%	4982	10%	12834
Harrison	43440	21%	27103	12%	70383
Hinds	63309	27%	37953	16%	99907
Holmes	4355	26%	2324	13%	6628
Humphreys	1893	23%	901	10%	2766
Issaquena	182	14%	66	5%	249
Itawamba	4524	19%	2689	11%	7179
Jackson	30182	21%	18446	12%	48767
Jasper	3609	22%	2450	15%	5913
Jefferson	3595	51%	1886	26%	5300
Jefferson Davis	2313	21%	1571	14%	3704
Jones	14132	21%	9786	14%	23491
Kemper	1897	19%	1220	12%	3095
Lafayette	17617	33%	10523	19%	28052
Lamar	18279	29%	13153	20%	31387
Lauderdale	18662	25%	12066	16%	30107
Lawrence	3780	30%	2680	20%	6437
Leake	4591	20%	2929	12%	7487
Lee	18439	22%	11595	13%	29942
Leflore	8397	30%	4263	14%	12744
Lincoln	6811	20%	4339	12%	11098
Lowndes	13041	22%	9081	15%	21618
Madison	37014	35%	24597	23%	60818
Marion	4446	18%	3063	12%	7274
Marshall	5863	17%	3158	9%	8798
Monroe	8261	23%	5236	15%	13219
Montgomery	2699	28%	1555	15%	4258
Neshoba	4618	16%	3170	10%	7830
Newton	5070	24%	3149	15%	8152
Noxubee	2629	25%	1813	17%	4108
Oktoberfest	12648	26%	6844	14%	19316
Panola	7365	22%	4333	12%	11570
Pearl River	8946	16%	5556	9%	14143
Perry	2267	19%	1580	13%	3715
Pike	8885	23%	4768	11%	13431
Pontotoc	6699	21%	4127	13%	10713
Prentiss	5634	22%	3098	12%	8741
Quitman	1428	21%	670	9%	2076
Rankin	39825	26%	25794	16%	64707
Scott	6093	22%	4103	14%	10038
Sharkey	1224	28%	529	12%	1768
Simpson	5855	22%	3712	14%	9245
Smith	2551	16%	1725	11%	4201
Stone	3723	20%	2579	14%	6227
Sunflower	5859	23%	2739	10%	8631
Tallahatchie	2773	20%	1298	9%	4043
Tate	4790	17%	2762	9%	7304
Tippah	4159	19%	2239	10%	6296
Tishomingo	3906	20%	2439	12%	6253
Tunica	1613	17%	965	10%	2408
Union	5632	20%	3243	11%	8887
Walthall	2448	17%	1541	10%	3931
Warren	11989	26%	6031	13%	17888
Washington	10409	24%	5231	11%	15032
Wayne	3442	17%	2179	11%	5396
Webster	2421	25%	1550	14%	3928
Wilkinson	2311	27%	1157	13%	3417
Winston	4302	24%	2628	14%	6905
Yalobusha	3863	32%	2140	17%	5958
Yazoo	4969	17%	2750	9%	7627
<b>Total</b>	<b>677360</b>	<b>22%</b>	<b>413248</b>	<b>13%</b>	<b>1078013</b>

\*Those with unknown county of residence are excluded

\*\*One dose of Pfizer/Moderna or one dose of Janssen (Johnson and Johnson) vaccine

\*\*\*Second dose of Pfizer/Moderna or one dose of Janssen (Johnson and Johnson) vaccine