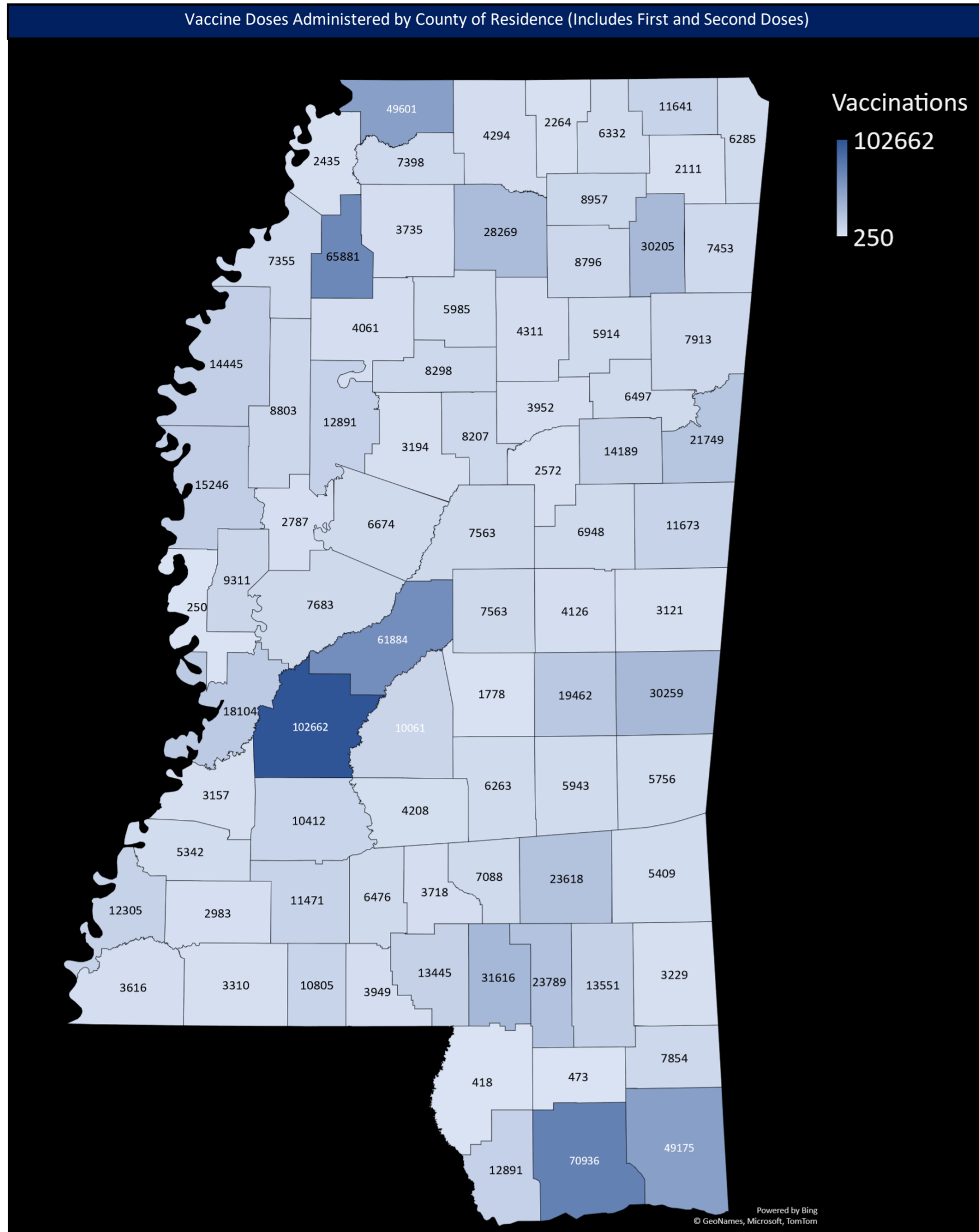


# Mississippi State Department of Health COVID-19 Vaccination Reporting

Updated as of 8a.m. March 28, 2021 (Data are Provisional)

Vaccine providers administering COVID-19 vaccine are required to report the doses administered to the Mississippi Immunization Information Exchange (MIIX), the statewide immunization registry, within 24 hours after administration

Vaccine Doses Administered by County of Residence (Includes First and Second Doses)



## Total Reported Vaccinations by Mississippi Providers\*

Total Doses Administered	1,175,440
People Receiving at Least One Dose**	776,532
People Fully Vaccinated***	450,752

\*Includes Federal Agency Doses Administered (Bureau of Prisons, Veterans Health, Indian Health Services, Dept. of Defense)  
 \*\*One dose of Pfizer/Moderna or one dose of Janssen (Johnson and Johnson) vaccine  
 \*\*\*Two doses of Pfizer/Moderna or one dose of Janssen (Johnson and Johnson) vaccine

## Vaccine Doses Distributed

Fed. Pharmacy Partnership LTCF (CVS/Walgreens)	88,725
Mississippi Enrolled Providers*	1,272,030
Total	1,360,755

\*includes hospitals, private clinics, and MSDH drive through clinics

## Vaccine Doses Administered by Facility

Facility	First Dose	Second Dose
Hospital	115,333	91,891
Fed. Pharmacy Partnership LTCF (CVS/Walgreens)	44,414	27,101
MSDH/Drive Throughs	324,395	191,370
Clinics	172,885	82,040
Pharmacies	60,821	15,377

## Federal Agency COVID-19 Vaccine Administration

Facility	First Dose	Second Dose
Bureau of Prisons	1,158	376
Veterans Health	19,113	11,678
Indian Health Service	1,996	1,162
Dept. of Defense	10,616	3,683

## Vaccine Doses Administered by Race\*

Race	Received at Least One Dose**	Fully Vaccinated***	Vaccinations	% of Total Doses Administered
White	412,071	271,146	669,273	62%
Black	218,085	111,988	320,676	30%
Asian	11,304	5,738	16,691	2%
AIAN****	1,014	512	1,487	0%
Pacific Islander	502	263	747	0%
Multi-racial	95	55	148	0%
Other	44,499	27,007	69,997	6%

\*Those with unknown race are excluded  
 \*\*One dose of Pfizer/Moderna or one dose of Janssen (Johnson and Johnson) vaccine  
 \*\*\*Second dose of Pfizer/Moderna or one dose of Janssen (Johnson and Johnson) vaccine  
 \*\*\*\*American Indian and Alaskan Native

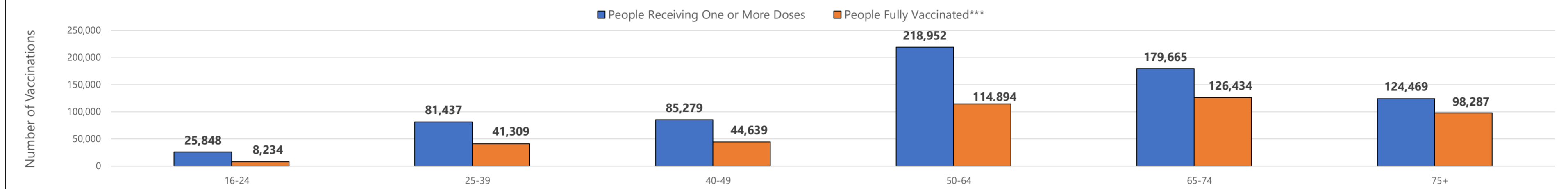
## Vaccine Doses Administered by Ethnicity

Ethnicity	Received at Least One Dose*	Fully Vaccinated**	Vaccinations	% of Total Doses Administered
Not Hispanic	641,100	392,706	1,010,737	90%
Hispanic	11,091	4,654	15,210	1%
Unknown	65,384	36,459	99,407	9%

\*One dose of Pfizer/Moderna or one dose of Janssen (Johnson and Johnson) vaccine  
 \*\*Second dose of Pfizer/Moderna or one dose of Janssen (Johnson and Johnson) vaccine

## Age Group

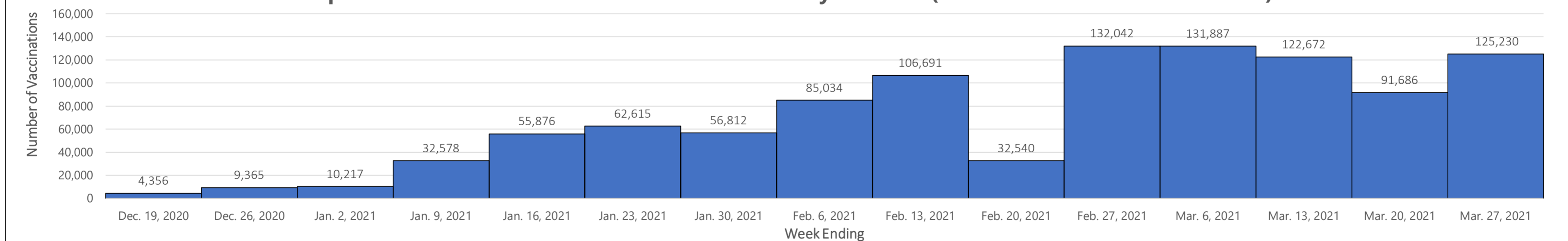
Reported People Receiving One or More Doses and People Fully Vaccinated by Age Group\*\*



\*\*Those with unknown ages are excluded  
 \*\*\*Two doses of Pfizer/Moderna or one dose of Janssen (Johnson and Johnson) vaccine

## Weekly Overall Totals

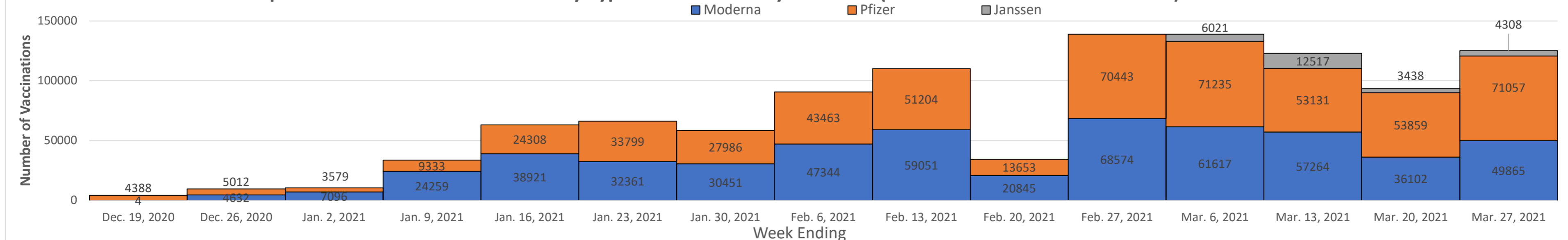
Reported COVID-19 Vaccine Doses Administered by Week\*\*\* (Includes First and Second Doses)



\*\*\*Those with unknown week of vaccine administration are excluded

## Weekly Dose Totals

Reported COVID-19 Vaccine Doses by Type Administered by Week\*\*\* (Includes First and Second Doses)



\*\*\*Those with unknown week of vaccine administration are excluded

## Vaccine Doses Administered by County of Residence (Updated as of 8am 3/28/2021)\*

County of Residence	People Receiving at least One Dose**	% of Total Pop. Receiving at least One Dose	People Fully Vaccinated***	% of Total Pop. Fully Vaccinated	Total Doses Administered
Adams	8170	26%	4450	14%	12305
Alcorn	7391	19%	4311	10%	11641
Amite	2239	17%	1244	9%	3310
Attala	4802	26%	2835	15%	7563
Benton	1542	18%	775	9%	2264
Bolivar	9675	31%	5181	16%	14445
Calhoun	2864	19%	1591	10%	4311
Carroll	2022	20%	1193	11%	3194
Chickasaw	3922	22%	2208	12%	5914
Choctaw	1727	20%	981	11%	2572
Claiborne	2211	24%	1079	11%	3157
Clarke	3710	24%	2248	14%	5756
Clay	4135	21%	2801	14%	6497
Coahoma	4935	22%	2607	11%	7355
Copiah	7055	25%	3706	12%	10412
Covington	4457	23%	2889	15%	7088
Desoto	32140	17%	18280	9%	49601
Forrest	14466	19%	9607	12%	23789
Franklin	2016	26%	1078	14%	2983
George	4480	18%	3395	14%	7854
Greene	1923	13%	1349	10%	3229
Grenada	5164	24%	3257	15%	8298
Hancock	8214	17%	5009	10%	12891
Harrison	44631	21%	27442	12%	70936
Hinds	64842	27%	40216	16%	102662
Holmes	4491	26%	2348	13%	6674
Humphreys	1938	23%	916	10%	2787
Issaquena	189	14%	67	5%	250
Itawamba	4622	19%	2922	11%	7453
Jackson	30861	21%	18708	12%	49175
Jasper	3696	22%	2464	15%	5943
Jefferson	3648	51%	1905	26%	5342
Jefferson Davis	2339	21%	1582	14%	3718
Jones	14326	21%	9861	14%	23618
Kemper	1962	19%	1238	12%	3121
Lafayette	18022	33%	10626	19%	28269
Lamar	18695	29%	13308	20%	31616
Lauderdale	19017	25%	12140	16%	30259
Lawrence	3846	30%	2713	20%	6476
Leake	4704	20%	2986	12%	7563
Lee	18920	22%	11689	13%	30205
Leflore	8594	30%	4357	14%	12891
Lincoln	6905	20%	4688	12%	11471
Lowndes	13321	22%	9167	15%	21749
Madison	37996	35%	25340	23%	61884
Marion	4560	18%	3099	12%	13445
Marshall	5984	17%	3221	9%	4294
Monroe	8453	23%	5399	15%	7913
Montgomery	2766	28%	1580	15%	8207
Neshoba	4715	16%	3234	10%	4126
Newton	5168	24%	3183	15%	19462
Noxubee	2762	25%	1827	17%	11673
Oktoberfest	13227	26%	6885	14%	14189
Panola	7504	22%	4381	12%	3735
Pearl River	9071	16%	5580	9%	418
Perry	2303	19%	1593	13%	13551
Pike	9113	23%	4852	11%	10805
Pontotoc	6904	21%	4159	13%	8796
Prentiss	5785	22%	3120	12%	2111
Quitman	1474	21%	691	9%	65881
Rankin	40850	26%	26610	16%	10061
Scott	6236	22%	4118	14%	1778
Sharkey	1252	28%	537	12%	9311
Simpson	5965	22%	3767	14%	4208
Smith	2595	16%	1728	11%	6263
Stone	3801	20%	2609	14%	473
Sunflower	6236	23%	2769	10%	8803
Tallahatchie	2807	20%	1312	9%	4061
Tate	4884	17%	2826	9%	7398
Tippah	4254	19%	2254	10%	6332
Tishomingo	4001	20%	2444	12%	6285
Tunica	1662	17%	989	10%	2435
Union	5798	20%	3276	11%	8957
Walthall	2520	17%	1554	10%	3949
Warren	12254	26%	6153	13%	18104
Washington	10643	24%	5369	11%	15246
Wayne	3467	17%	2188	11%	5409
Webster	2487	25%	1559	14%	3952
Wilkinson	2456	27%	1296	13%	3616
Winston	4377	24%	2654	14%	6948
Yalobusha	3954	32%	2152	17%	5985
Yazoo	5075	17%	2784	9%	7683
<b>Total</b>	<b>694188</b>	<b>22%</b>	<b>422509</b>	<b>13%</b>	<b>1076354</b>

\*Those with unknown county of residence are excluded

\*\*One dose of Pfizer/Moderna or one dose of Janssen (Johnson and Johnson) vaccine

\*\*\*Second dose of Pfizer/Moderna or one dose of Janssen (Johnson and Johnson) vaccine