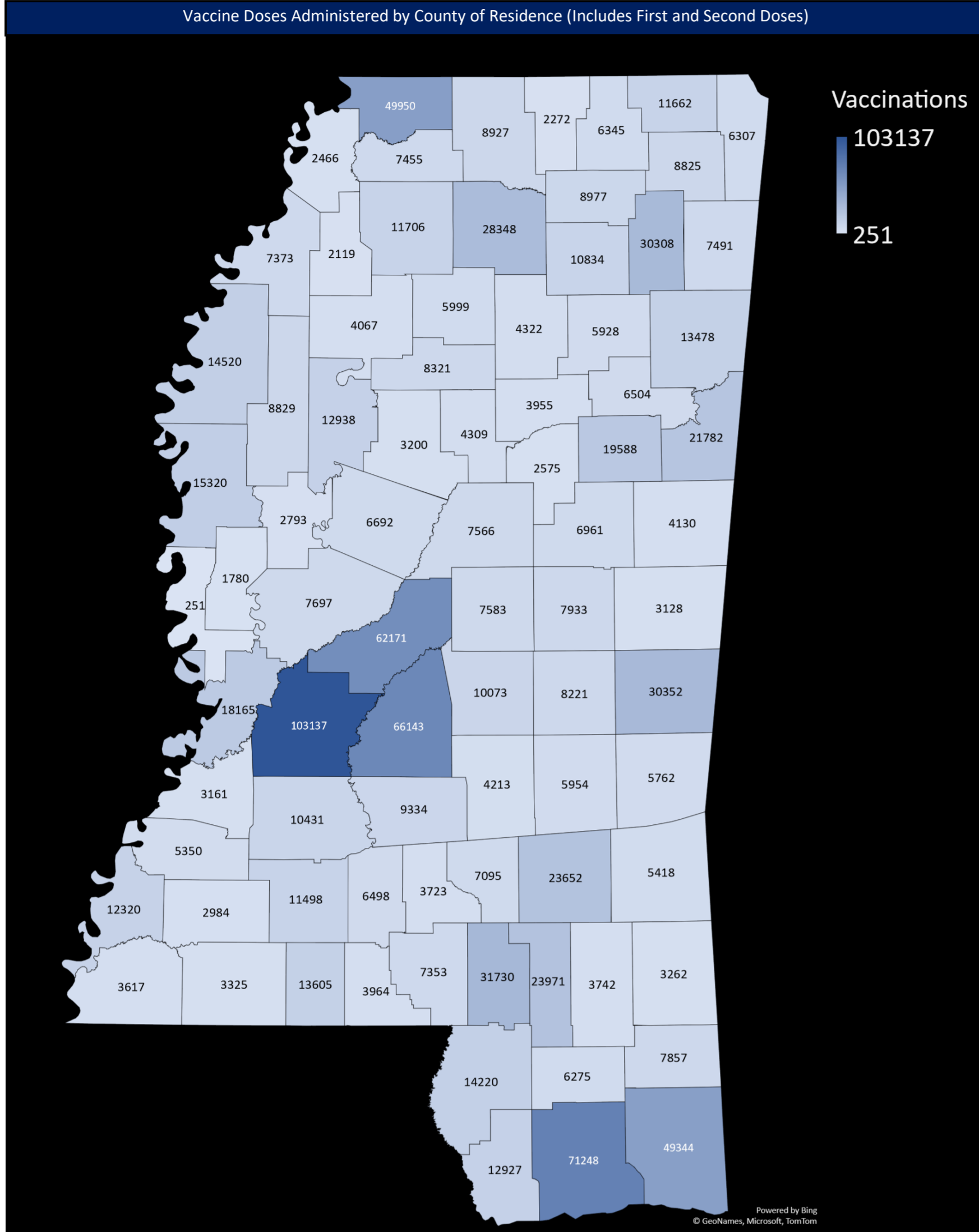


# Mississippi State Department of Health COVID-19 Vaccination Reporting

Updated as of 8a.m. March 29, 2021 (Data are Provisional)

Vaccine providers administering COVID-19 vaccine are required to report the doses administered to the Mississippi Immunization Information Exchange (MIIX), the statewide immunization registry, within 24 hours after administration

Vaccine Doses Administered by County of Residence (Includes First and Second Doses)



## Total Reported Vaccinations by Mississippi Providers\*

Total Doses Administered	1,182,605
People Receiving at Least One Dose**	754,527
People Fully Vaccinated***	454,271

\*Includes Federal Agency Doses Administered (Bureau of Prisons, Veterans Health, Indian Health Services, Dept. of Defense)  
 \*\*One dose of Pfizer/Moderna or one dose of Janssen (Johnson and Johnson) vaccine  
 \*\*\*Two doses of Pfizer/Moderna or one dose of Janssen (Johnson and Johnson) vaccine

## Vaccine Doses Distributed

Fed. Pharmacy Partnership LTCF (CVS/Walgreens)	88,725
Mississippi Enrolled Providers*	1,373,070
Total	1,461,795

\*includes hospitals, private clinics, and MSDH drive through clinics

## Vaccine Doses Administered by Facility

Facility	First Dose	Second Dose
Hospital	115,331	91,892
Fed. Pharmacy Partnership LTCF (CVS/Walgreens)	44,735	27,251
MSDH/Drive Throughs	325,654	191,401
Clinics	173,340	82,296
Pharmacies	61,538	16,016

## Federal Agency COVID-19 Vaccine Administration

Facility	First Dose	Second Dose
Bureau of Prisons	1,158	376
Veterans Health	19,584	13,010
Indian Health Service	2,069	1,209
Dept. of Defense	11,118	4,325

## Vaccine Doses Administered by Race\*

Race	Received at Least One Dose**	Fully Vaccinated***	Vaccinations	% of Total Doses Administered
White	413,817	271,874	671,571	62%
Black	219,268	112,557	322,201	30%
Asian	11,373	5,756	16,777	2%
AIAN****	1,018	516	1,494	0%
Pacific Islander	503	264	749	0%
Multi-racial	95	55	148	0%
Other	44,606	27,128	70,212	6%

\*Those with unknown race are excluded  
 \*\*One dose of Pfizer/Moderna or one dose of Janssen (Johnson and Johnson) vaccine  
 \*\*\*Second dose of Pfizer/Moderna or one dose of Janssen (Johnson and Johnson) vaccine  
 \*\*\*\*American Indian and Alaskan Native

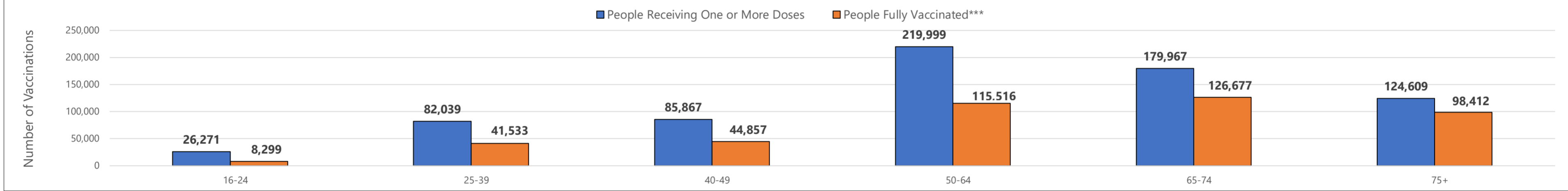
## Vaccine Doses Administered by Ethnicity

Ethnicity	Received at Least One Dose*	Fully Vaccinated**	Vaccinations	% of Total Doses Administered
Not Hispanic	643,693	393,833	1,014,059	90%
Hispanic	11,188	4,677	15,317	1%
Unknown	65,724	36,806	100,085	9%

\*One dose of Pfizer/Moderna or one dose of Janssen (Johnson and Johnson) vaccine  
 \*\*Second dose of Pfizer/Moderna or one dose of Janssen (Johnson and Johnson) vaccine

## Age Group

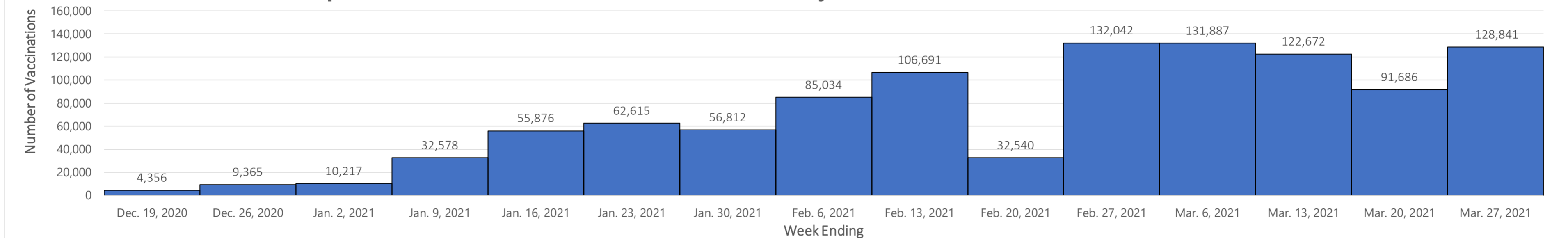
Reported People Receiving One or More Doses and People Fully Vaccinated by Age Group\*\*



\*\*Those with unknown ages are excluded  
 \*\*\*Two doses of Pfizer/Moderna or one dose of Janssen (Johnson and Johnson) vaccine

## Weekly Overall Totals

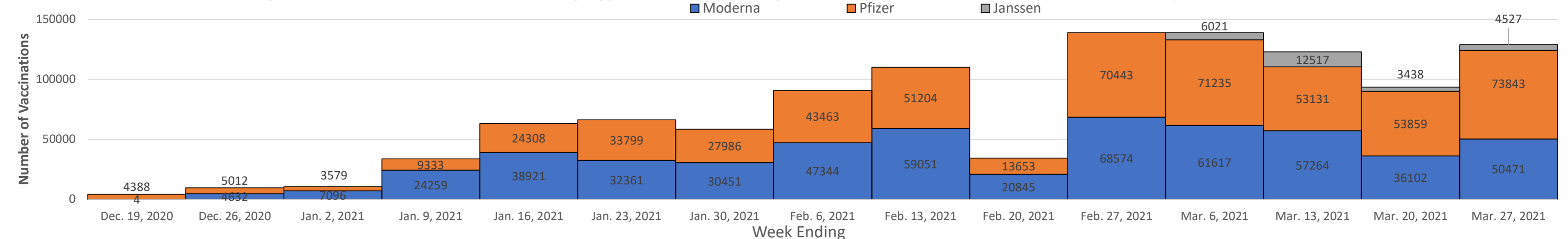
Reported COVID-19 Vaccine Doses Administered by Week\*\*\* (Includes First and Second Doses)



\*\*\*Those with unknown week of vaccine administration are excluded

## Weekly Dose Totals

Reported COVID-19 Vaccine Doses by Type Administered by Week\*\*\* (Includes First and Second Doses)



\*\*\*Those with unknown week of vaccine administration are excluded

## Vaccine Doses Administered by County of Residence (Updated as of 8am 3/28/2021)\*

County of Residence	People Receiving at least One Dose**	% of Total Pop. Receiving at least One Dose	People Fully Vaccinated***	% of Total Pop. Fully Vaccinated	Total Doses Administered
Adams	8176	27%	4459	15%	12320
Alcorn	7409	20%	4316	12%	11662
Amite	2250	18%	1248	10%	3325
Attala	4805	26%	2836	16%	7566
Benton	1550	19%	776	9%	2272
Bolivar	9721	32%	5210	17%	14520
Calhoun	2869	20%	1598	11%	4322
Carroll	2028	20%	1193	12%	3200
Chickasaw	3930	23%	2214	13%	5928
Choctaw	1730	21%	981	12%	2575
Claiborne	2213	25%	1082	12%	3161
Clarke	3715	24%	2249	14%	5762
Clay	4139	21%	2804	15%	6504
Coahoma	4951	22%	2610	12%	7373
Copiah	7069	25%	3711	13%	10431
Covington	4463	24%	2891	16%	7095
Desoto	32420	18%	18352	10%	49950
Forrest	14642	20%	9740	13%	23971
Franklin	2016	26%	1079	14%	2984
George	4482	18%	3396	14%	7857
Greene	1955	14%	1350	10%	3262
Grenada	5184	25%	3262	16%	8321
Hancock	8233	17%	5027	11%	12927
Harrison	44807	22%	27587	13%	71248
Hinds	65129	28%	40459	17%	103137
Holmes	4508	27%	2351	14%	6692
Humphreys	1942	24%	918	11%	2793
Issaquena	190	14%	61	5%	251
Itawamba	4655	20%	2927	13%	7491
Jackson	30957	22%	18782	13%	49344
Jasper	3705	23%	2466	15%	5954
Jefferson	3655	52%	1906	27%	5350
Jefferson Davis	2343	21%	1585	14%	3723
Jones	14347	21%	9884	15%	23652
Kemper	1967	20%	1240	13%	3128
Lafayette	18086	33%	10642	20%	28348
Lamar	18804	30%	13365	21%	31730
Lauderdale	19089	26%	12163	16%	30352
Lawrence	3851	31%	2730	22%	6498
Leake	4721	21%	2992	13%	7583
Lee	19005	22%	11708	14%	30308
Leflore	8623	31%	4376	16%	12938
Lincoln	6922	20%	4699	14%	11498
Lowndes	13344	23%	9178	16%	21782
Madison	38203	36%	25450	24%	62171
Marion	4580	19%	3110	13%	7353
Marshall	6007	17%	3224	9%	8927
Monroe	8479	24%	5406	15%	13478
Montgomery	2780	28%	1581	16%	4309
Neshoba	4733	16%	3236	11%	7933
Newton	5178	25%	3190	15%	8221
Noxubee	2766	27%	1827	18%	4130
Oktoberfest	13343	27%	6896	14%	19588
Panola	7529	22%	4391	13%	11706
Pearl River	9093	16%	5590	10%	14220
Perry	2308	19%	1596	13%	3742
Pike	9163	23%	4858	12%	13605
Pontotoc	6929	22%	4163	13%	10834
Prentiss	5812	23%	3122	12%	8825
Quitman	1482	22%	691	10%	2119
Rankin	41034	26%	26714	17%	66143
Scott	6247	22%	4120	15%	10073
Sharkey	1252	29%	539	12%	1780
Simpson	5983	22%	3775	14%	9334
Smith	2600	16%	1729	11%	4213
Stone	3809	21%	2615	14%	6275
Sunflower	6259	25%	2772	11%	8829
Tallahatchie	2812	20%	1313	10%	4067
Tate	4932	17%	2838	10%	7455
Tippah	4259	19%	2262	10%	6345
Tishomingo	4022	21%	2454	13%	6307
Tunica	1693	18%	1014	11%	2466
Union	5813	20%	3281	11%	8977
Walthall	2533	18%	1556	11%	3964
Warren	12301	27%	6173	14%	18165
Washington	10702	24%	5385	12%	15320
Wayne	3475	17%	2190	11%	5418
Webster	2490	26%	1559	16%	3955
Wilkinson	2457	28%	1296	15%	3617
Winston	4389	24%	2655	15%	6961
Yalobusha	3966	33%	2154	18%	5999
Yazoo	5088	17%	2785	9%	7697
<b>Total</b>	<b>697101</b>	<b>23%</b>	<b>423913</b>	<b>14%</b>	<b>1095609</b>

\*Those with unknown county of residence are excluded

\*\*One dose of Pfizer/Moderna or one dose of Janssen (Johnson and Johnson) vaccine

\*\*\*Second dose of Pfizer/Moderna or one dose of Janssen (Johnson and Johnson) vaccine