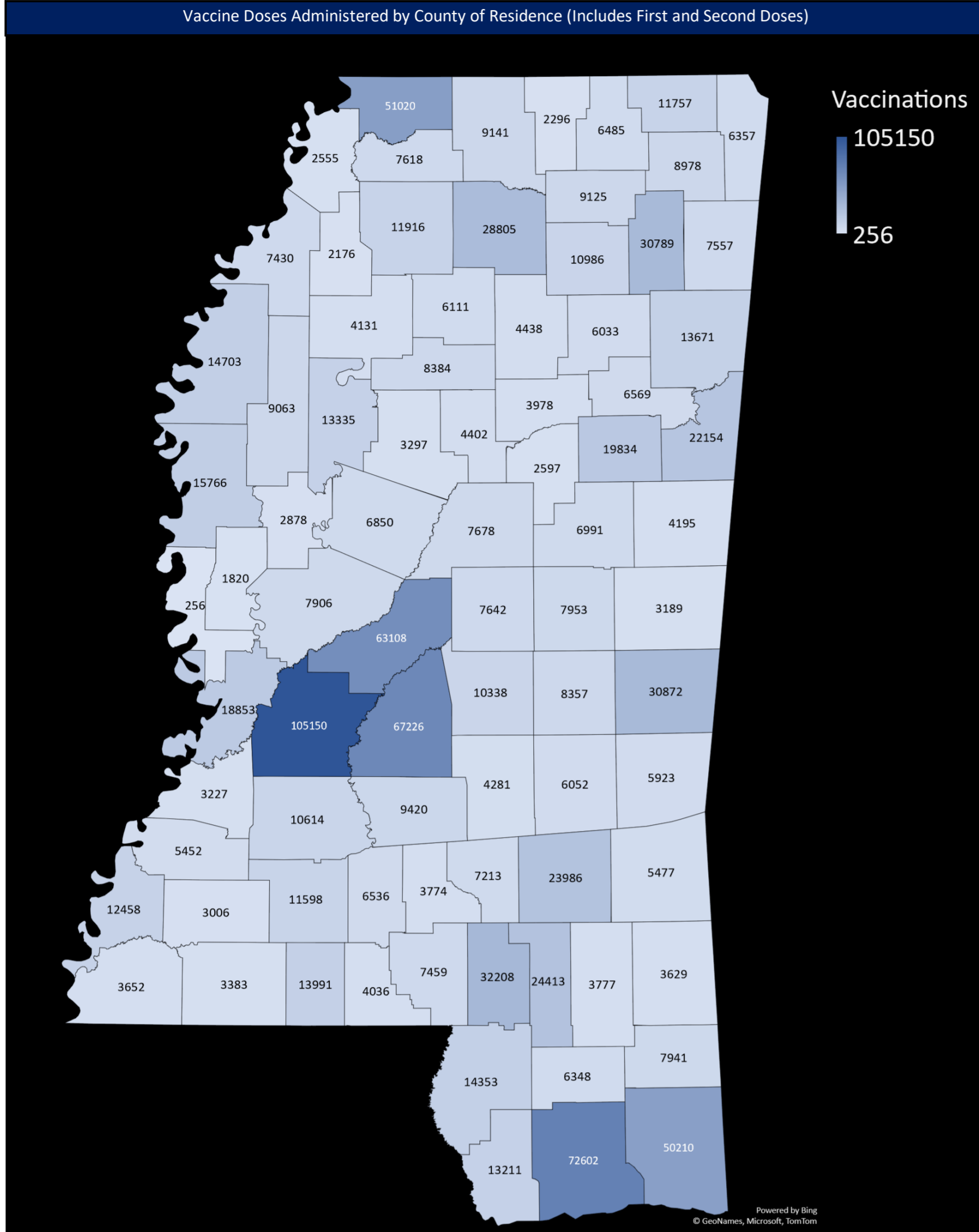


Mississippi State Department of Health COVID-19 Vaccination Reporting

Updated as of 8a.m. March 30, 2021 (Data are Provisional)

Vaccine providers administering COVID-19 vaccine are required to report the doses administered to the Mississippi Immunization Information Exchange (MIIX), the statewide immunization registry, within 24 hours after administration

Vaccine Doses Administered by County of Residence (Includes First and Second Doses)



Total Reported Vaccinations by Mississippi Providers*

Total Doses Administered	1,202,750
People Receiving at Least One Dose**	764,370
People Fully Vaccinated***	465,695

*Includes Federal Agency Doses Administered (Bureau of Prisons, Veterans Health, Indian Health Services, Dept. of Defense)
 **One dose of Pfizer/Moderna or one dose of Janssen (Johnson and Johnson) vaccine
 ***Two doses of Pfizer/Moderna or one dose of Janssen (Johnson and Johnson) vaccine

Vaccine Doses Distributed

Fed. Pharmacy Partnership LTCF (CVS/Walgreens)	88,725
Mississippi Enrolled Providers*	1,373,070
Total	1,461,795

*includes hospitals, private clinics, and MSDH drive through clinics

Vaccine Doses Administered by Facility

Facility	First Dose	Second Dose
Hospital	115,769	92,533
Fed. Pharmacy Partnership LTCF (CVS/Walgreens)	45,805	27,395
MSDH/Drive Throughs	328,662	197,773
Clinics	177,024	84,224
Pharmacies	63,050	17,195

Federal Agency COVID-19 Vaccine Administration

Facility	First Dose	Second Dose
Bureau of Prisons	1,158	376
Veterans Health	19,713	13,350
Indian Health Service	2,069	1,209
Dept. of Defense	11,120	4,325

Vaccine Doses Administered by Race*

Race	Received at Least One Dose**	Fully Vaccinated***	Vaccinations	% of Total Doses Administered
White	417,435	276,949	679,868	62%
Black	222,956	116,752	329,721	30%
Asian	11,580	5,920	17,142	2%
AIAN****	1,025	530	1,512	0%
Pacific Islander	510	273	765	0%
Multi-racial	98	58	153	0%
Other	45,622	28,031	72,093	7%

*Those with unknown race are excluded
 **One dose of Pfizer/Moderna or one dose of Janssen (Johnson and Johnson) vaccine
 ***Second dose of Pfizer/Moderna or one dose of Janssen (Johnson and Johnson) vaccine
 ****American Indian and Alaskan Native

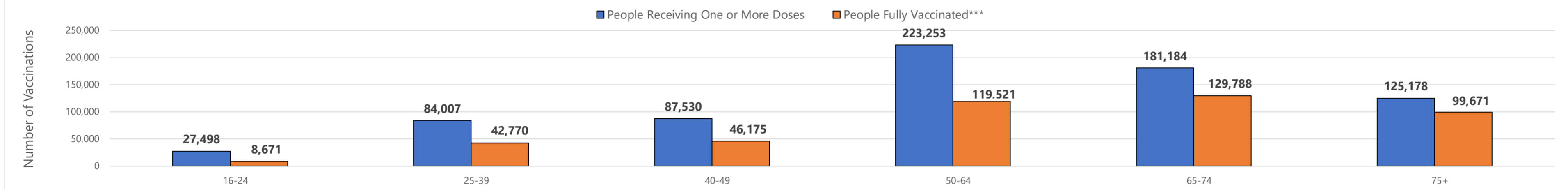
Vaccine Doses Administered by Ethnicity

Ethnicity	Received at Least One Dose*	Fully Vaccinated**	Vaccinations	% of Total Doses Administered
Not Hispanic	652,203	404,008	1,032,016	90%
Hispanic	11,489	4,891	15,823	1%
Unknown	66,625	37,496	101,598	9%

*One dose of Pfizer/Moderna or one dose of Janssen (Johnson and Johnson) vaccine
 **Second dose of Pfizer/Moderna or one dose of Janssen (Johnson and Johnson) vaccine

Age Group

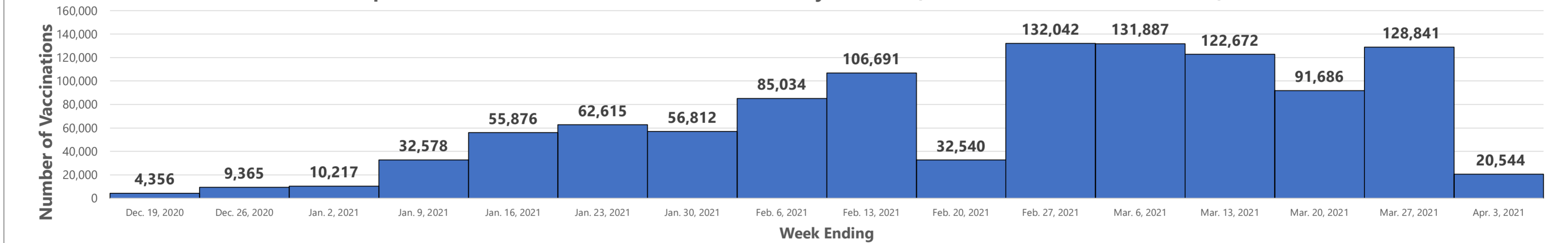
Reported People Receiving One or More Doses and People Fully Vaccinated by Age Group**



**Those with unknown ages are excluded
 ***Two doses of Pfizer/Moderna or one dose of Janssen (Johnson and Johnson) vaccine

Weekly Overall Totals

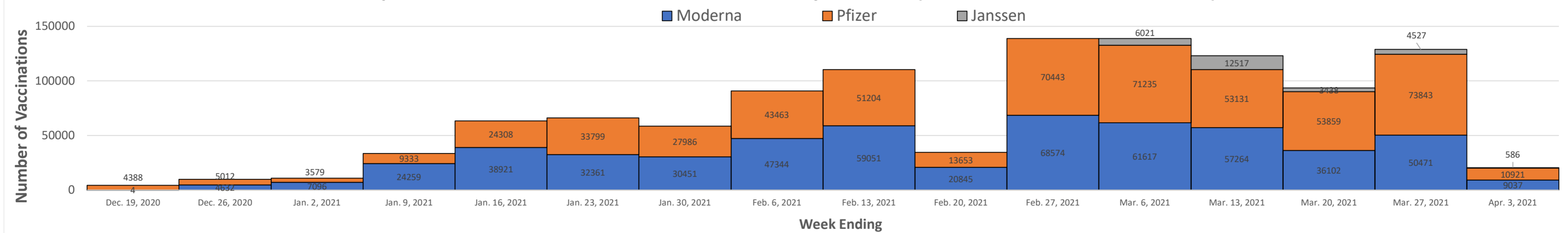
Reported COVID-19 Vaccine Doses Administered by Week*** (Includes First and Second Doses)



***Those with unknown week of vaccine administration are excluded

Weekly Dose Totals

Reported COVID-19 Vaccine Doses Administered by Week*** (Includes First and Second Doses)



***Those with unknown week of vaccine administration are excluded

Vaccine Doses Administered by County of Residence (Updated as of 8am 3/30/2021)*

County of Residence	People Receiving at least One Dose**	% of Total Pop. Receiving at least One Dose	People Fully Vaccinated***	% of Total Pop. Fully Vaccinated	Total Doses Administered
Adams	8275	27%	4504	15%	12458
Alcorn	7482	20%	4339	12%	11757
Amite	2272	18%	1287	10%	3383
Attala	4877	27%	2878	16%	7678
Benton	1561	19%	791	10%	2296
Bolivar	9772	32%	5342	17%	14703
Calhoun	2918	20%	1679	12%	4438
Carroll	2056	21%	1262	13%	3297
Chickasaw	3978	23%	2275	13%	6033
Choctaw	1744	21%	989	12%	2597
Claiborne	2259	25%	1103	12%	3227
Clarke	3810	25%	2316	15%	5923
Clay	4191	22%	2819	15%	6569
Coahoma	4973	22%	2645	12%	7430
Copiah	7164	26%	3804	14%	10614
Covington	4543	24%	2932	16%	7213
Desoto	32947	18%	18912	10%	51020
Forrest	14853	20%	10009	13%	24413
Franklin	2033	26%	1085	14%	3006
George	113	0%	3416	14%	7941
Greene	4546	33%	1354	10%	3629
Grenada	2318	11%	3294	16%	8384
Hancock	5219	11%	5117	11%	13211
Harrison	8430	4%	28140	14%	72602
Hinds	45648	20%	41734	18%	105150
Holmes	65902	387%	2468	15%	6850
Humphreys	4554	56%	963	12%	2878
Issaquena	1982	149%	62	5%	256
Itawamba	194	1%	2960	13%	7557
Jackson	4688	3%	19174	13%	50210
Jasper	31487	192%	2546	16%	6052
Jefferson	3727	53%	1964	28%	5452
Jefferson Davis	3712	33%	1611	14%	3774
Jones	2368	3%	10135	15%	23986
Kemper	14447	148%	1283	13%	3189
Lafayette	2011	4%	10931	20%	28805
Lamar	19023	30%	13644	22%	32208
Lauderdale	19279	26%	12496	17%	30872
Lawrence	3859	31%	2760	22%	6536
Leake	4751	21%	3023	13%	7642
Lee	19238	23%	11966	14%	30789
Leflore	8746	31%	4652	17%	13335
Lincoln	6973	20%	4749	14%	11598
Lowndes	13633	23%	9284	16%	22154
Madison	38531	36%	26080	25%	63108
Marion	4649	19%	3172	13%	7459
Marshall	6114	17%	3331	9%	9141
Monroe	8598	24%	5481	16%	13671
Montgomery	2809	29%	1646	17%	4402
Neshoba	4750	16%	3239	11%	7953
Newton	5253	25%	3251	15%	8357
Noxubee	2824	27%	1863	18%	4195
Oktoberfest	13563	27%	6925	14%	19834
Panola	7613	22%	4519	13%	11916
Pearl River	9177	17%	5749	10%	14353
Perry	2329	19%	1612	13%	3777
Pike	9337	24%	5081	13%	13991
Pontotoc	6989	22%	4257	13%	10986
Prentiss	5901	23%	3186	13%	8978
Quitman	1513	22%	717	11%	2176
Rankin	41346	27%	27504	18%	67226
Scott	6291	22%	4341	15%	10338
Sharkey	1259	29%	572	13%	1820
Simpson	6016	23%	3831	14%	9420
Smith	2622	16%	1779	11%	4281
Stone	3852	21%	2654	14%	6348
Sunflower	6402	25%	2864	11%	9063
Tallahatchie	2830	20%	1359	10%	4131
Tate	5009	18%	2930	10%	7618
Tippah	4325	20%	2361	11%	6485
Tishomingo	4062	21%	2465	13%	6357
Tunica	1770	18%	1087	11%	2555
Union	5882	20%	3360	12%	9125
Walthall	2574	18%	1589	11%	4036
Warren	12578	28%	6637	15%	18853
Washington	10895	25%	5656	13%	15766
Wayne	3505	17%	2219	11%	5477
Webster	2503	26%	1569	16%	3978
Wilkinson	2480	29%	1308	15%	3652
Winston	4412	25%	2663	15%	6991
Yalobusha	4031	33%	2204	18%	6111
Yazoo	5187	17%	2898	10%	7906
Total	688337	23%	434656	15%	1114949

*Those with unknown county of residence are excluded

**One dose of Pfizer/Moderna or one dose of Janssen (Johnson and Johnson) vaccine

***Second dose of Pfizer/Moderna or one dose of Janssen (Johnson and Johnson) vaccine