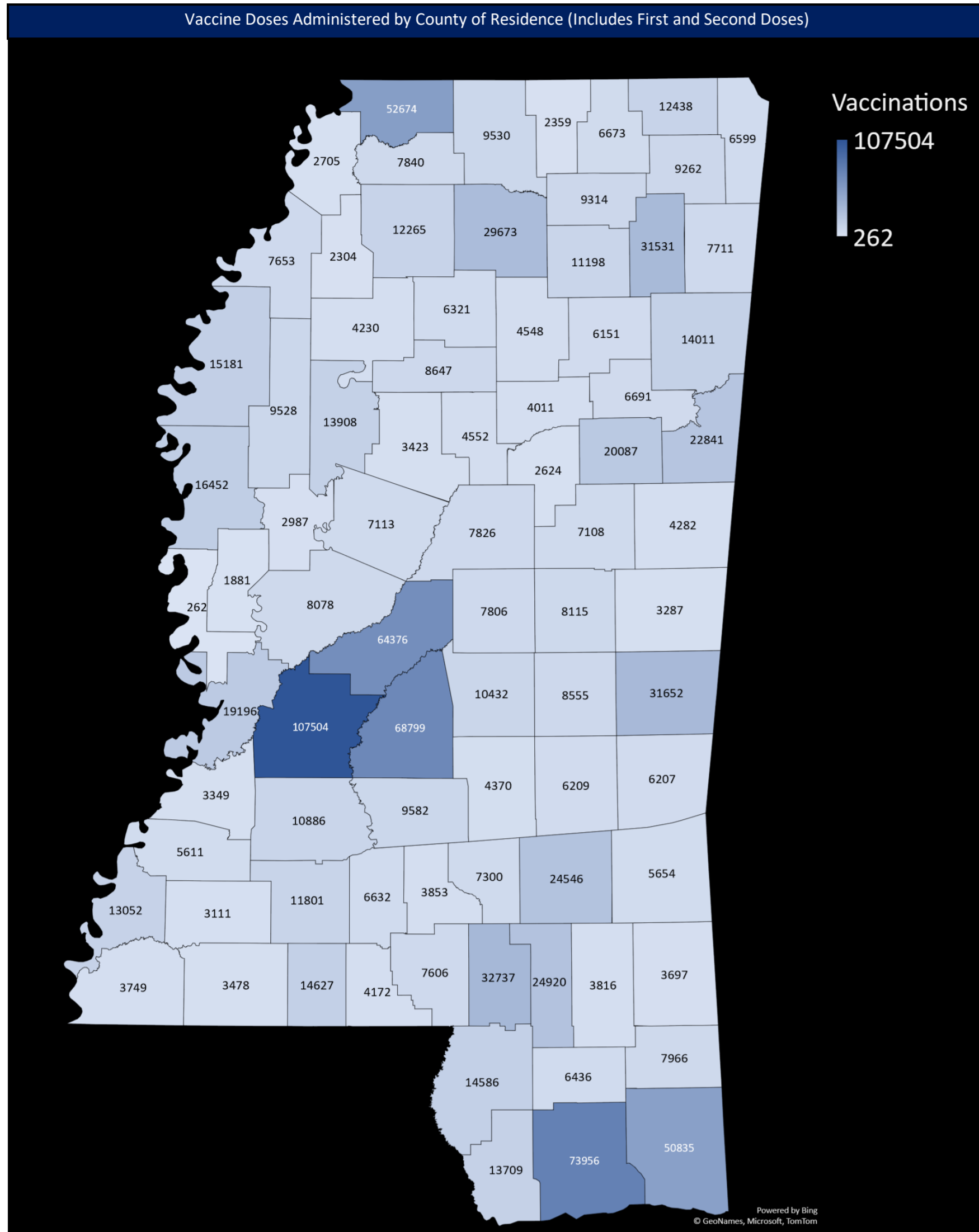


Mississippi State Department of Health COVID-19 Vaccination Reporting

Updated as of 8a.m. March 31, 2021 (Data are Provisional)

Vaccine providers administering COVID-19 vaccine are required to report the doses administered to the Mississippi Immunization Information Exchange (MIIX), the statewide immunization registry, within 24 hours after administration

Vaccine Doses Administered by County of Residence (Includes First and Second Doses)



Total Reported Vaccinations by Mississippi Providers*

Total Doses Administered	1,231,525
People Receiving at Least One Dose**	776,833
People Fully Vaccinated***	482,783

*Includes Federal Agency Doses Administered (Bureau of Prisons, Veterans Health, Indian Health Services, Dept. of Defense)
 **One dose of Pfizer/Moderna or one dose of Janssen (Johnson and Johnson) vaccine
 ***Two doses of Pfizer/Moderna or one dose of Janssen (Johnson and Johnson) vaccine

Vaccine Doses Distributed

Fed. Pharmacy Partnership LTCF (CVS/Walgreens)	88,725
Mississippi Enrolled Providers*	1,407,800
Total	1,496,525

*includes hospitals, private clinics, and MSDH drive through clinics

Vaccine Doses Administered by Facility

Facility	First Dose	Second Dose
Hospital	116,403	94,755
Fed. Pharmacy Partnership LTCF (CVS/Walgreens)	46,451	27,573
MSDH/Drive Throughs	334,315	207,925
Clinics	180,538	86,538
Pharmacies	65,067	18,339

Federal Agency COVID-19 Vaccine Administration

Facility	First Dose	Second Dose
Bureau of Prisons	1,158	376
Veterans Health	19,713	13,350
Indian Health Service	2,069	1,209
Dept. of Defense	11,119	4,326

Vaccine Doses Administered by Race*

Race	Received at Least One Dose**	Fully Vaccinated***	Vaccinations	% of Total Doses Administered
White	422,899	285,849	693,698	61%
Black	228,165	123,293	341,055	30%
Asian	11,827	6,264	17,730	2%
AIAN****	1,052	565	1,573	0%
Pacific Islander	519	284	785	0%
Multi-racial	99	58	154	0%
Other	46,186	28,931	73,455	7%

*Those with unknown race are excluded
 **One dose of Pfizer/Moderna or one dose of Janssen (Johnson and Johnson) vaccine
 ***Second dose of Pfizer/Moderna or one dose of Janssen (Johnson and Johnson) vaccine
 ****American Indian and Alaskan Native

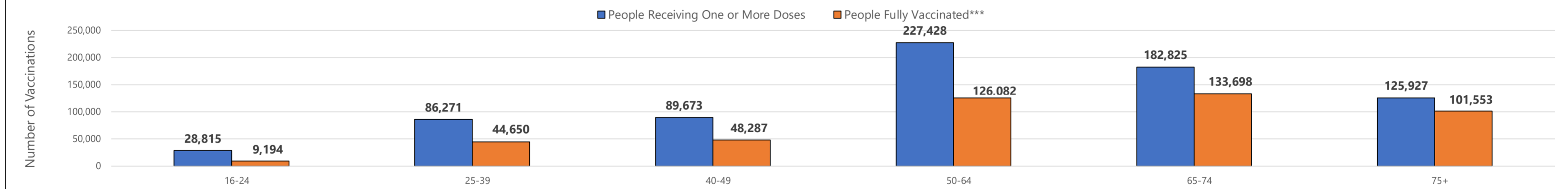
Vaccine Doses Administered by Ethnicity

Ethnicity	Received at Least One Dose*	Fully Vaccinated**	Vaccinations	% of Total Doses Administered
Not Hispanic	663,580	420,016	1,058,404	90%
Hispanic	11,859	5,139	16,418	1%
Unknown	67,343	38,328	103,090	9%

*One dose of Pfizer/Moderna or one dose of Janssen (Johnson and Johnson) vaccine
 **Second dose of Pfizer/Moderna or one dose of Janssen (Johnson and Johnson) vaccine

Age Group

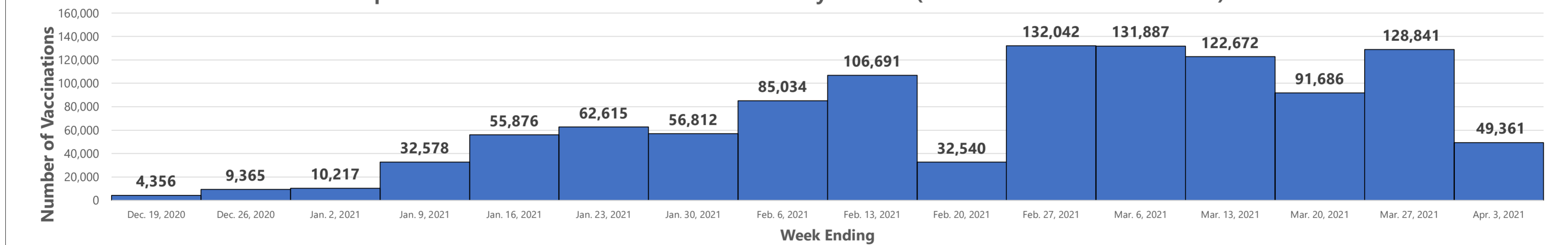
Reported People Receiving One or More Doses and People Fully Vaccinated by Age Group**



**Those with unknown ages are excluded
 ***Two doses of Pfizer/Moderna or one dose of Janssen (Johnson and Johnson) vaccine

Weekly Overall Totals

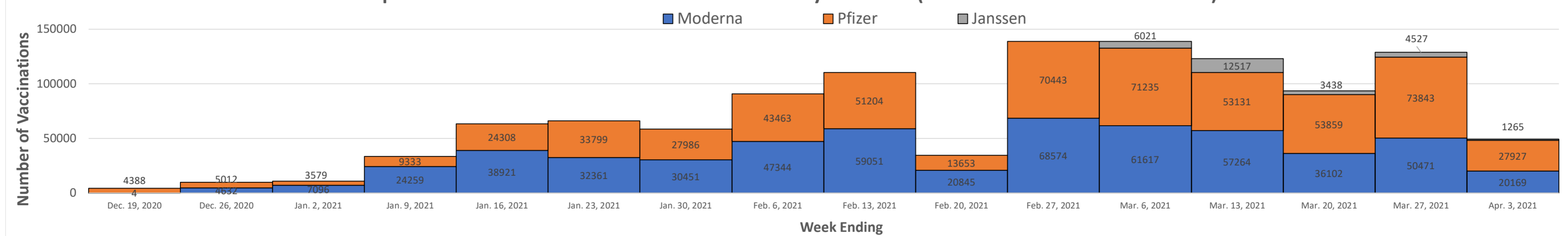
Reported COVID-19 Vaccine Doses Administered by Week*** (Includes First and Second Doses)



***Those with unknown week of vaccine administration are excluded

Weekly Dose Totals

Reported COVID-19 Vaccine Doses Administered by Week*** (Includes First and Second Doses)



***Those with unknown week of vaccine administration are excluded

Vaccine Doses Administered by County of Residence (Updated as of 8am 3/31/2021)*

County of Residence	People Receiving at least One Dose**	% of Total Pop. Receiving at least One Dose	People Fully Vaccinated***	% of Total Pop. Fully Vaccinated	Total Doses Administered
Adams	8332	27%	5041	16%	13052
Alcorn	7560	20%	4945	13%	12438
Amite	2306	19%	1348	11%	3478
Attala	4946	27%	2961	16%	7826
Benton	1585	19%	830	10%	2359
Bolivar	9990	33%	5644	18%	15181
Calhoun	2964	21%	1762	12%	4548
Carroll	2087	21%	1357	14%	3423
Chickasaw	4046	24%	2327	14%	6151
Choctaw	1756	21%	1006	12%	2624
Claiborne	2350	26%	1148	13%	3349
Clarke	3980	26%	2453	16%	6207
Clay	4284	22%	2849	15%	6691
Coahoma	5052	23%	2794	13%	7653
Copiah	7308	26%	3943	14%	10886
Covington	4589	25%	2976	16%	7300
Desoto	33666	18%	19853	11%	52674
Forrest	15138	20%	10305	14%	24920
Franklin	2075	27%	1148	15%	3111
George	4563	19%	3424	14%	7966
Greene	2379	18%	1361	10%	3697
Grenada	5319	26%	3458	17%	8647
Hancock	8513	18%	5536	12%	13709
Harrison	46285	22%	28883	14%	73956
Hinds	66779	29%	43303	19%	107504
Holmes	4672	27%	2655	16%	7113
Humphreys	2031	25%	1023	13%	2987
Issaquena	196	15%	66	5%	262
Itawamba	4749	20%	3054	13%	7711
Jackson	31869	22%	19433	14%	50835
Jasper	3844	23%	2594	16%	6209
Jefferson	3761	54%	2075	30%	5611
Jefferson Davis	2430	22%	1658	15%	3853
Jones	14816	22%	10344	15%	24546
Kemper	2052	21%	1350	14%	3287
Lafayette	18654	35%	11415	21%	29673
Lamar	19279	30%	13957	22%	32737
Lauderdale	19668	27%	12947	17%	31652
Lawrence	3934	31%	2788	22%	6632
Leake	4829	21%	3109	14%	7806
Lee	19578	23%	12386	14%	31531
Leflore	8953	32%	5022	18%	13908
Lincoln	7082	21%	4846	14%	11801
Lowndes	14132	24%	9481	16%	22841
Madison	39009	37%	26912	25%	64376
Marion	4733	19%	3288	13%	7606
Marshall	6343	18%	3491	10%	9530
Monroe	8841	25%	5583	16%	14011
Montgomery	2877	29%	1732	18%	4552
Neshoba	4798	16%	3355	12%	8115
Newton	5333	25%	3378	16%	8555
Noxubee	2895	28%	1917	18%	4282
Oktibbeha	13753	28%	6991	14%	20087
Panola	7742	23%	4741	14%	12265
Pearl River	9354	17%	5856	11%	14586
Perry	2347	20%	1634	14%	3816
Pike	9584	24%	5493	14%	14627
Pontotoc	7076	22%	4387	14%	11198
Prentiss	5998	24%	3378	13%	9262
Quitman	1579	23%	779	11%	2304
Rankin	41792	27%	28672	18%	68799
Scott	6345	23%	4383	16%	10432
Sharkey	1266	29%	626	14%	1881
Simpson	6096	23%	3914	15%	9582
Smith	2679	17%	1812	11%	4370
Stone	3891	21%	2704	15%	6436
Sunflower	6694	27%	3042	12%	9528
Tallahatchie	2857	21%	1433	10%	4230
Tate	5111	18%	3050	11%	7840
Tippah	4383	20%	2503	11%	6673
Tishomingo	4090	21%	2679	14%	6599
Tunica	1840	19%	1181	12%	2705
Union	5965	21%	3466	12%	9314
Walthall	2650	19%	1722	12%	4172
Warren	12728	28%	6875	15%	19196
Washington	11143	25%	6098	14%	16452
Wayne	3579	18%	2329	12%	5654
Webster	2526	26%	1579	16%	4011
Wilkinson	2532	29%	1353	16%	3749
Winston	4445	25%	2749	15%	7108
Yalobusha	4136	34%	2309	19%	6321
Yazoo	5255	18%	3003	10%	8078
Total	706483	24%	451255	15%	1142647

*Those with unknown county of residence are excluded

**One dose of Pfizer/Moderna or one dose of Janssen (Johnson and Johnson) vaccine

***Second dose of Pfizer/Moderna or one dose of Janssen (Johnson and Johnson) vaccine