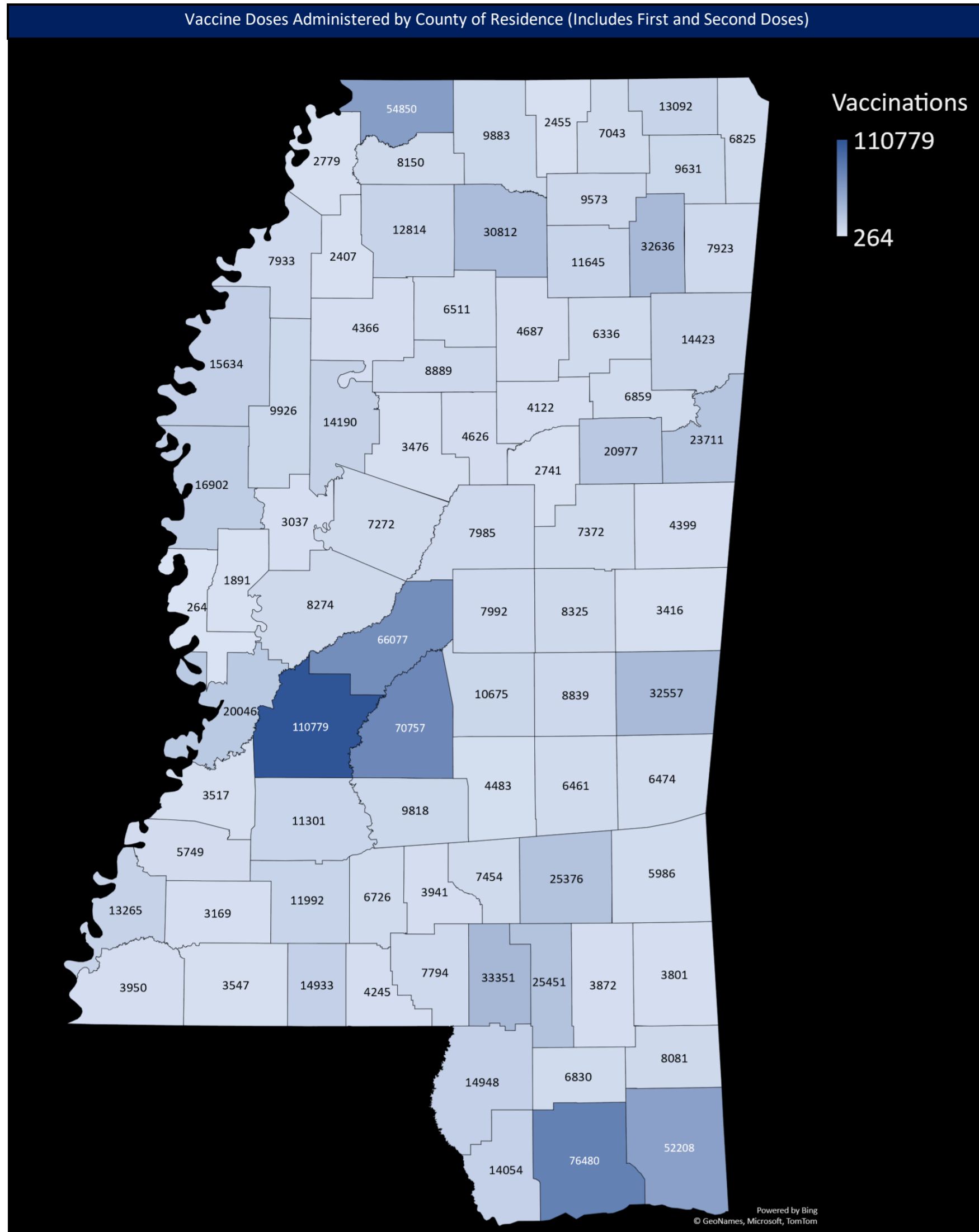


# Mississippi State Department of Health COVID-19 Vaccination Reporting

Updated as of 8a.m. April 2, 2021 (Data are Provisional)

Vaccine providers administering COVID-19 vaccine are required to report the doses administered to the Mississippi Immunization Information Exchange (MIIX), the statewide immunization registry, within 24 hours after administration

Vaccine Doses Administered by County of Residence (Includes First and Second Doses)



## Total Reported Vaccinations by Mississippi Providers\*

Total Doses Administered	1,270,471
People Receiving at Least One Dose**	793,656
People Fully Vaccinated***	506,082

\*Includes Federal Agency Doses Administered (Bureau of Prisons, Veterans Health, Indian Health Services, Dept. of Defense)  
\*\*One dose of Pfizer/Moderna or one dose of Janssen (Johnson and Johnson) vaccine  
\*\*\*Two doses of Pfizer/Moderna or one dose of Janssen (Johnson and Johnson) vaccine

## Vaccine Doses Distributed

Fed. Pharmacy Partnership LTCF (CVS/Walgreens)	88,725
Mississippi Enrolled Providers*	1,434,620
<b>Total</b>	<b>1,532,345</b>

\*includes hospitals, private clinics, and MSDH drive through clinics

## Vaccine Doses Administered by Facility

Facility	First Dose	Second Dose
Hospital	117,539	96,896
Fed. Pharmacy Partnership LTCF (CVS/Walgreens)	48,078	28,009
MSDH/Drive Throughs	340,285	218,662
Clinics	185,124	91,085
Pharmacies	67,591	21,046

## Federal Agency COVID-19 Vaccine Administration

Facility	First Dose	Second Dose
Bureau of Prisons	1,193	868
Veterans Health	19,883	14,155
Indian Health Service	2,647	1,315
Dept. of Defense	11,316	4,432

## Vaccine Doses Administered by Race\*

Race	Received at Least One Dose**	Fully Vaccinated***	Vaccinations	% of Total Doses Administered
White	430,609	297,587	712,496	61%
Black	234,556	131,598	355,350	31%
Asian	12,221	6,699	18,553	2%
AIAN****	1,071	594	1,617	0%
Pacific Islander	539	305	826	0%
Multi-racial	100	59	156	0%
Other	47,316	30,391	75,931	7%

\*Those with unknown race are excluded  
\*\*One dose of Pfizer/Moderna or one dose of Janssen (Johnson and Johnson) vaccine  
\*\*\*Second dose of Pfizer/Moderna or one dose of Janssen (Johnson and Johnson) vaccine  
\*\*\*\*American Indian and Alaskan Native

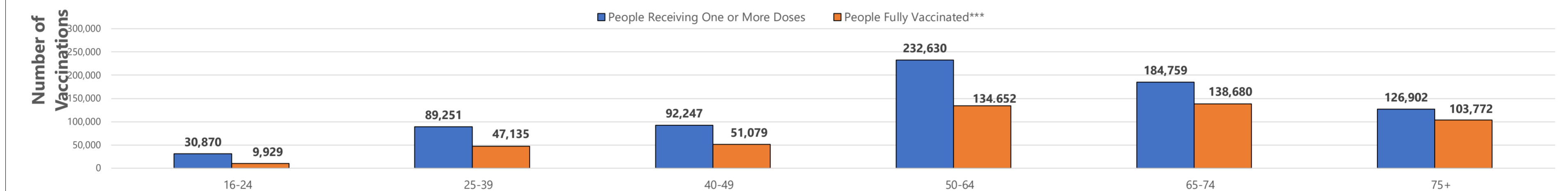
## Vaccine Doses Administered by Ethnicity

Ethnicity	Received at Least One Dose*	Fully Vaccinated**	Vaccinations	% of Total Doses Administered
Not Hispanic	677,524	439,837	1,091,091	90%
Hispanic	12,360	5,538	17,307	1%
Unknown	68,740	39,895	105,924	9%

\*One dose of Pfizer/Moderna or one dose of Janssen (Johnson and Johnson) vaccine  
\*\*Second dose of Pfizer/Moderna or one dose of Janssen (Johnson and Johnson) vaccine

## Age Group

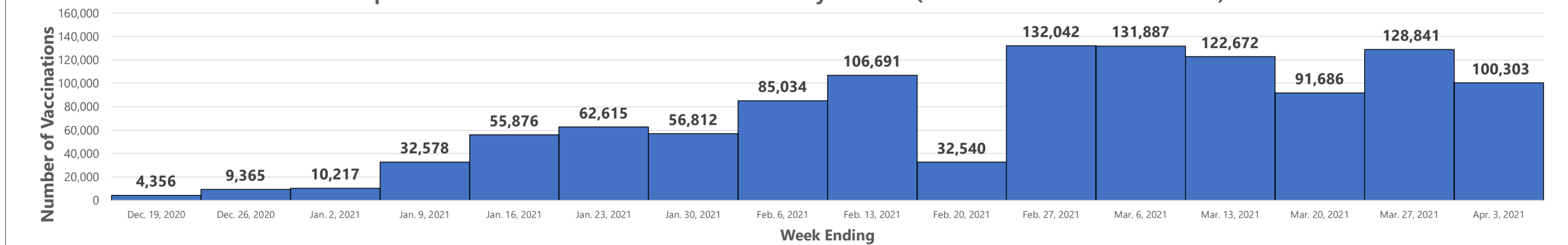
Reported People Receiving One or More Doses and People Fully Vaccinated by Age Group\*\*



\*\*Those with unknown ages are excluded  
\*\*\*Two doses of Pfizer/Moderna or one dose of Janssen (Johnson and Johnson) vaccine

## Weekly Overall Totals

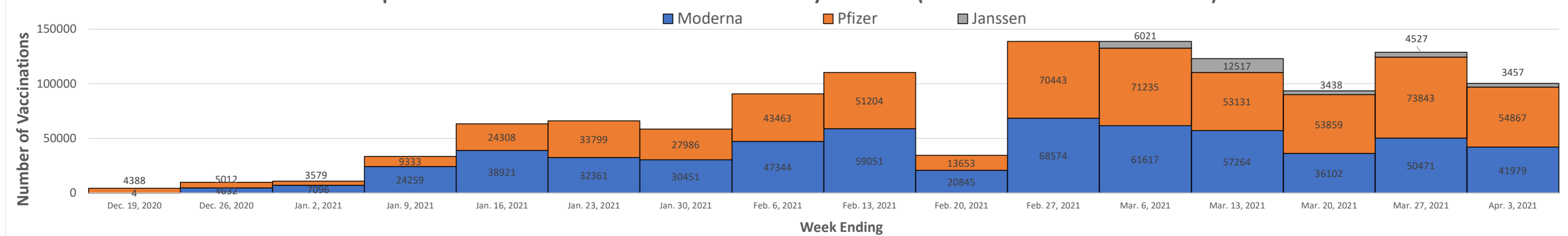
Reported COVID-19 Vaccine Doses Administered by Week\*\*\* (Includes First and Second Doses)



\*\*\*Those with unknown week of vaccine administration are excluded

## Weekly Dose Totals

Reported COVID-19 Vaccine Doses Administered by Week\*\*\* (Includes First and Second Doses)



\*\*\*Those with unknown week of vaccine administration are excluded

**Vaccine Doses Administered by County of Residence (Updated as of 8am 4/1/2021)\***

County of Residence	People Receiving at least One Dose**	% of Total Pop. Receiving at least One Dose	People Fully Vaccinated***	% of Total Pop. Fully Vaccinated	Total Doses Administered
Adams	8378	27%	5210	17%	13265
Alcorn	7664	21%	5497	15%	13092
Amite	2333	19%	1394	11%	3547
Attala	4992	27%	3081	17%	7985
Benton	1629	20%	891	11%	2455
Bolivar	10147	33%	5952	19%	15634
Calhoun	3017	21%	1871	13%	4687
Carroll	2100	21%	1399	14%	3476
Chickasaw	4125	24%	2441	14%	6336
Choctaw	1817	22%	1081	13%	2741
Claiborne	2379	26%	1287	14%	3517
Clarke	4098	26%	2607	17%	6474
Clay	4337	22%	2965	15%	6859
Coahoma	5175	23%	3024	14%	7933
Copiah	7540	27%	4136	15%	11301
Covington	4689	25%	3034	16%	7454
Desoto	34660	19%	21051	11%	54850
Forrest	15349	20%	10634	14%	25451
Franklin	2107	27%	1208	16%	3169
George	4635	19%	3467	14%	8081
Greene	2446	18%	1398	10%	3801
Grenada	5393	26%	3629	17%	8889
Hancock	8644	18%	5755	12%	14054
Harrison	47423	23%	30336	15%	76480
Hinds	68082	29%	45369	20%	110779
Holmes	4767	28%	2734	16%	7272
Humphreys	2061	26%	1043	13%	3037
Issaquena	197	15%	67	5%	264
Itawamba	4819	21%	3210	14%	7923
Jackson	32638	23%	20066	14%	52208
Jasper	4008	24%	2686	16%	6461
Jefferson	3802	54%	2173	31%	5749
Jefferson Davis	2487	22%	1690	15%	3941
Jones	15301	22%	10696	16%	25376
Kemper	2117	22%	1417	15%	3416
Lafayette	19213	36%	12030	22%	30812
Lamar	19536	31%	14323	23%	33351
Lauderdale	20014	27%	13535	18%	32557
Lawrence	4007	32%	2813	22%	6726
Leake	4894	21%	3233	14%	7992
Lee	20049	23%	13050	15%	32636
Leflore	9039	32%	5221	19%	14190
Lincoln	7208	21%	4931	14%	11992
Lowndes	14549	25%	9953	17%	23711
Madison	39697	37%	28011	26%	66077
Marion	4824	20%	3408	14%	7794
Marshall	6539	19%	3686	10%	9883
Monroe	9074	26%	5805	16%	14423
Montgomery	2903	30%	1783	18%	4626
Neshoba	4866	17%	3497	12%	8325
Newton	5477	26%	3527	17%	8839
Noxubee	2939	28%	1991	19%	4399
Oktibbeha	14117	28%	7518	15%	20977
Panola	7992	23%	5043	15%	12814
Pearl River	9624	17%	5979	11%	14948
Perry	2373	20%	1664	14%	3872
Pike	9748	25%	5660	14%	14933
Pontotoc	7219	22%	4704	15%	11645
Prentiss	6107	24%	3642	14%	9631
Quitman	1622	24%	842	12%	2407
Rankin	42678	27%	29855	19%	70757
Scott	6409	23%	4564	16%	10675
Sharkey	1271	29%	632	15%	1891
Simpson	6235	23%	4055	15%	9818
Smith	2744	17%	1866	12%	4483
Stone	4004	22%	2990	16%	6830
Sunflower	6929	28%	3207	13%	9926
Tallahatchie	2880	21%	1547	11%	4366
Tate	5247	19%	3228	11%	8150
Tippah	4468	20%	2788	13%	7043
Tishomingo	4148	21%	2848	15%	6825
Tunica	1878	19%	1236	13%	2779
Union	6056	21%	3640	13%	9573
Walthall	2687	19%	1762	12%	4245
Warren	13069	29%	7393	16%	20046
Washington	11346	26%	6388	15%	16902
Wayne	3685	18%	2557	13%	5986
Webster	2568	27%	1648	17%	4122
Wilkinson	2608	30%	1478	17%	3950
Winston	4616	26%	2843	16%	7372
Yalobusha	4198	35%	2440	20%	6511
Yazoo	5374	18%	3081	10%	8274
<b>Total</b>	<b>706483</b>	<b>25%</b>	<b>472394</b>	<b>16%</b>	<b>1178041</b>

\*Those with unknown county of residence are excluded

\*\*One dose of Pfizer/Moderna or one dose of Janssen (Johnson and Johnson) vaccine

\*\*\*Second dose of Pfizer/Moderna or one dose of Janssen (Johnson and Johnson) vaccine