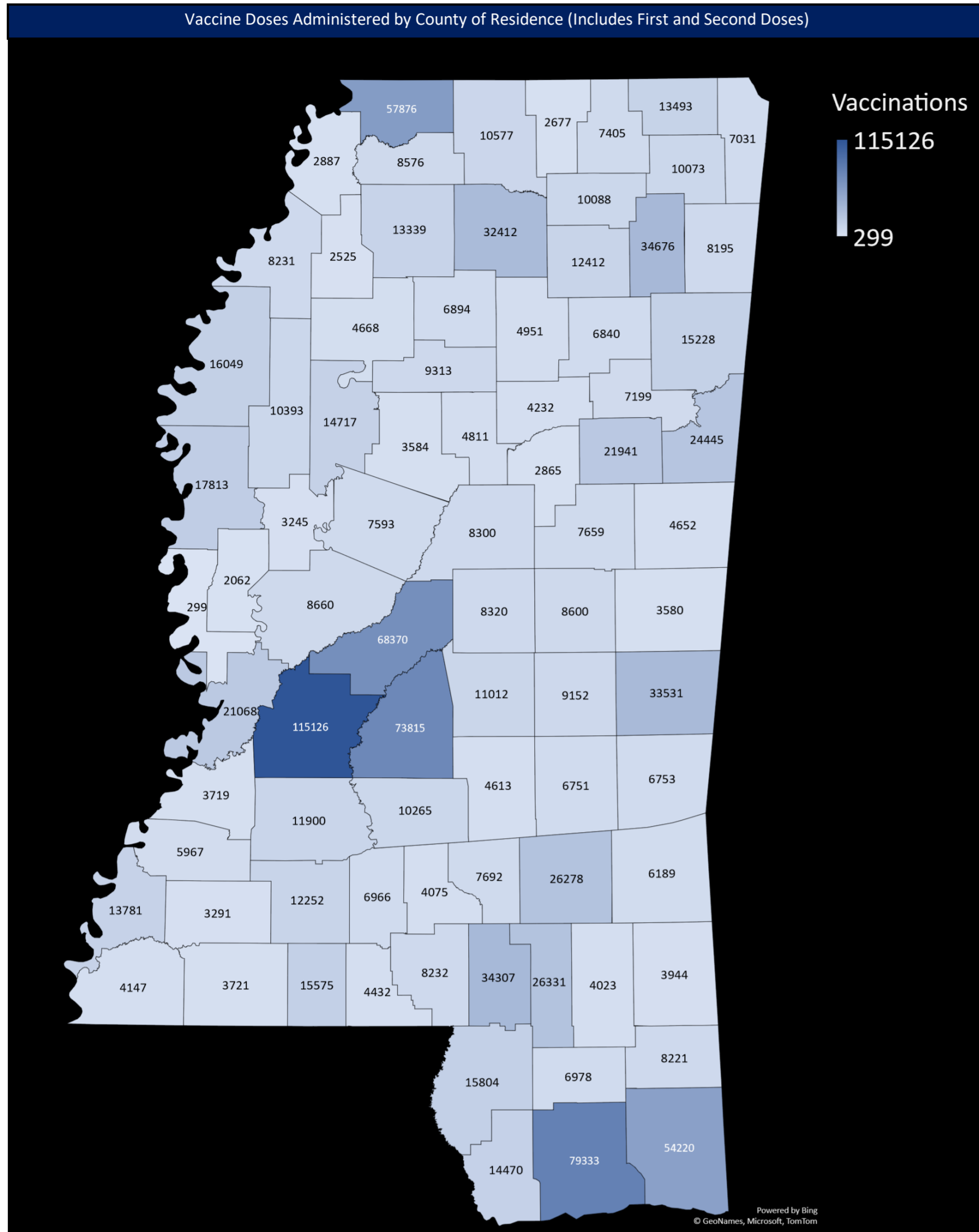


# Mississippi State Department of Health COVID-19 Vaccination Reporting

Updated as of 8a.m. April 4, 2021 (Data are Provisional)

Vaccine providers administering COVID-19 vaccine are required to report the doses administered to the Mississippi Immunization Information Exchange (MIIX), the statewide immunization registry, within 24 hours after administration

Vaccine Doses Administered by County of Residence (Includes First and Second Doses)



Total Reported Vaccinations by Mississippi Providers*	
Total Doses Administered	1,321,744
People Receiving at Least One Dose**	813,540
People Fully Vaccinated***	539,259

\*Includes Federal Agency Doses Administered (Bureau of Prisons, Veterans Health, Indian Health Services, Dept. of Defense)  
 \*\*One dose of Pfizer/Moderna or one dose of Janssen (Johnson and Johnson) vaccine  
 \*\*\*Two doses of Pfizer/Moderna or one dose of Janssen (Johnson and Johnson) vaccine

Vaccine Doses Distributed	
Fed. Pharmacy Partnership LTCF (CVS/Walgreens)	88,725
Mississippi Enrolled Providers*	1,434,620
Total	1,532,345

\*includes hospitals, private clinics, and MSDH drive through clinics

Vaccine Doses Administered by Facility		
Facility	First Dose	Second Dose
Hospital	118,680	100,314
Fed. Pharmacy Partnership LTCF (CVS/Walgreens)	49,723	28,562
MSDH/Drive Throughs	348,226	234,841
Clinics	189,997	98,289
Pharmacies	71,875	25,081

Federal Agency COVID-19 Vaccine Administration		
Facility	First Dose	Second Dose
Bureau of Prisons	1,193	868
Veterans Health	19,883	14,155
Indian Health Service	2,647	1,315
Dept. of Defense	11,316	4,432

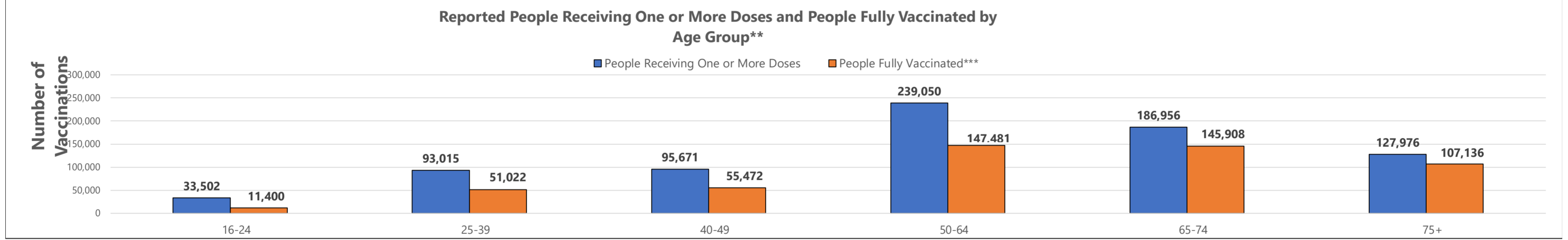
Vaccine Doses Administered by Race*				
Race	Received at Least One Dose**	Fully Vaccinated***	Vaccinations	% of Total Doses Administered
White	441,000	314,661	738,889	61%
Black	242,391	144,398	375,567	31%
Asian	12,664	7,271	19,549	2%
AIAN****	1,115	641	1,704	0%
Pacific Islander	551	325	857	0%
Multi-racial	103	63	161	0%
Other	48,359	32,319	78,719	6%

\*Those with unknown race are excluded  
 \*\*One dose of Pfizer/Moderna or one dose of Janssen (Johnson and Johnson) vaccine  
 \*\*\*Second dose of Pfizer/Moderna or one dose of Janssen (Johnson and Johnson) vaccine  
 \*\*\*\*American Indian and Alaskan Native

Vaccine Doses Administered by Ethnicity				
Ethnicity	Received at Least One Dose*	Fully Vaccinated**	Vaccinations	% of Total Doses Administered
Not Hispanic	692,701	466,415	1,136,792	90%
Hispanic	12,978	6,147	18,702	1%
Unknown	69,979	42,24	110,101	9%

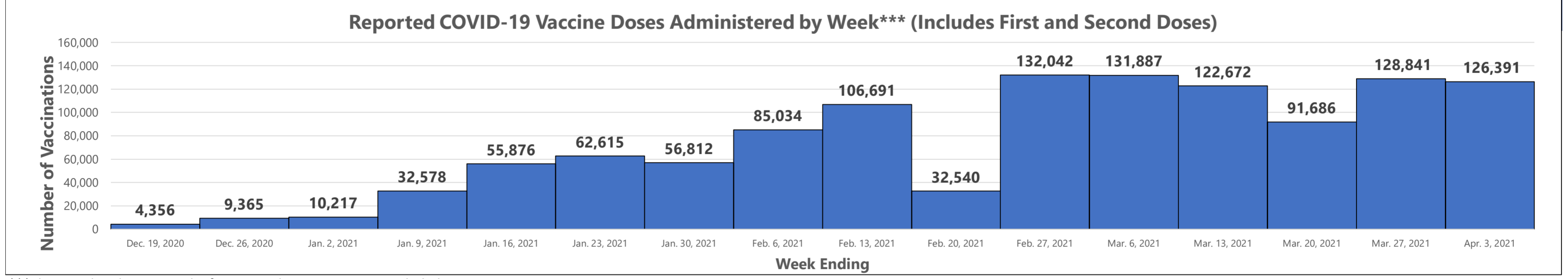
\*One dose of Pfizer/Moderna or one dose of Janssen (Johnson and Johnson) vaccine  
 \*\*Second dose of Pfizer/Moderna or one dose of Janssen (Johnson and Johnson) vaccine

## Age Group



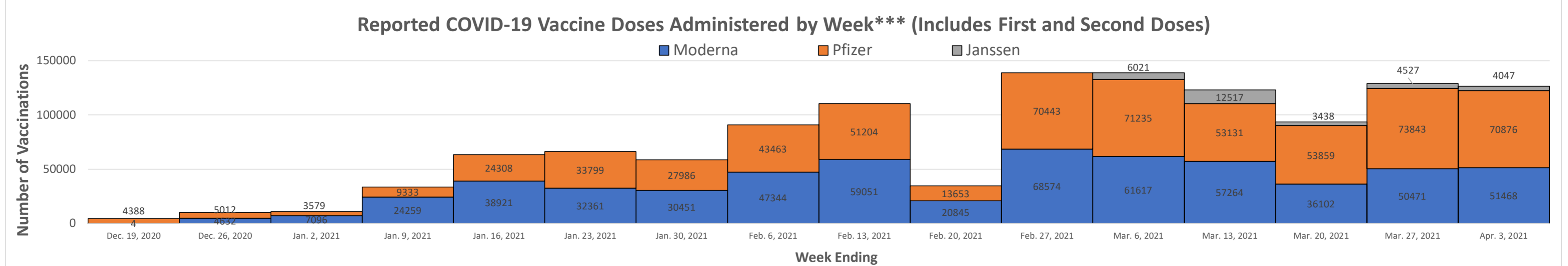
\*\*Those with unknown ages are excluded  
 \*\*\*Two doses of Pfizer/Moderna or one dose of Janssen (Johnson and Johnson) vaccine

## Weekly Overall Totals



\*\*\*Those with unknown week of vaccine administration are excluded

## Weekly Dose Totals



\*\*\*Those with unknown week of vaccine administration are excluded

**Vaccine Doses Administered by County of Residence (Updated as of 8am 4/4/2021)\***

County of Residence	People Receiving at least One Dose**	% of Total Pop. Receiving at least One Dose	People Fully Vaccinated***	% of Total Pop. Fully Vaccinated	Total Doses Administered
Adams	8524	28%	5583	18%	13781
Alcorn	7758	21%	5811	16%	13493
Amite	2379	19%	1534	12%	3721
Attala	5054	28%	3335	18%	8300
Benton	1675	20%	1077	13%	2677
Bolivar	10274	33%	6254	20%	16049
Calhoun	3101	21%	2082	14%	4951
Carroll	2140	21%	1467	15%	3584
Chickasaw	4282	25%	2797	16%	6840
Choctaw	1866	23%	1173	14%	2865
Claiborne	2481	28%	1388	15%	3719
Clarke	4192	27%	2795	18%	6753
Clay	4523	23%	3197	16%	7199
Coahoma	5240	24%	3260	15%	8231
Copiah	7715	27%	4577	16%	11900
Covington	4787	26%	3181	17%	7692
Desoto	35965	19%	22822	12%	57876
Forrest	15708	21%	11217	15%	26331
Franklin	2163	28%	1279	17%	3291
George	4721	19%	3530	14%	8221
Greene	2574	19%	1425	10%	3944
Grenada	5519	27%	3931	19%	9313
Hancock	8795	18%	6036	13%	14470
Harrison	48847	23%	31829	15%	79333
Hinds	69528	30%	48319	21%	115126
Holmes	4879	29%	2944	17%	7593
Humphreys	2123	26%	1192	15%	3245
Issaquena	200	15%	99	7%	299
Itawamba	4916	21%	3402	14%	8195
Jackson	33476	23%	21249	15%	54220
Jasper	4164	25%	2862	17%	6751
Jefferson	3865	55%	2335	33%	5967
Jefferson Davis	2557	23%	1758	16%	4075
Jones	15760	23%	11162	16%	26278
Kemper	2199	23%	1498	15%	3580
Lafayette	19903	37%	13127	24%	32412
Lamar	19898	31%	14939	24%	34307
Lauderdale	20521	28%	14003	19%	33531
Lawrence	4083	32%	2984	24%	6966
Leake	4994	22%	3471	15%	8320
Lee	20672	24%	14516	16%	34676
Leflore	9250	33%	5544	20%	14717
Lincoln	7352	21%	5084	15%	12252
Lowndes	14886	25%	10381	18%	24445
Madison	40495	38%	29553	28%	68370
Marion	4981	20%	3725	15%	8232
Marshall	6801	19%	4181	12%	10577
Monroe	9355	26%	6357	18%	15228
Montgomery	2958	30%	1915	20%	4811
Neshoba	4963	17%	3678	13%	8600
Newton	5635	27%	3684	17%	9152
Noxubee	3129	30%	2055	20%	4652
Oktibbeha	14498	29%	8127	16%	21941
Panola	8213	24%	5360	16%	13339
Pearl River	9928	18%	6556	12%	15804
Perry	2412	20%	1779	15%	4023
Pike	10000	25%	6171	15%	15575
Pontotoc	7438	23%	5270	16%	12412
Prentiss	6263	25%	3981	15%	10073
Quitman	1674	25%	910	13%	2525
Rankin	43955	28%	31670	20%	73815
Scott	6548	23%	4764	17%	11012
Sharkey	1309	30%	765	18%	2062
Simpson	6386	24%	4366	16%	10265
Smith	2816	18%	1930	12%	4613
Stone	4060	22%	3087	17%	6978
Sunflower	7107	28%	3512	14%	10393
Tallahatchie	2937	21%	1797	13%	4668
Tate	5436	19%	3475	12%	8576
Tippah	4576	21%	3070	14%	7405
Tishomingo	4271	22%	2966	15%	7031
Tunica	1933	20%	1293	13%	2887
Union	6226	22%	4000	14%	10088
Walthall	2764	19%	1892	13%	4432
Warren	13395	29%	8106	18%	21068
Washington	11679	27%	7001	16%	17813
Wayne	3778	19%	2670	13%	6189
Webster	2602	27%	1725	18%	4232
Wilkinson	2668	31%	1618	18%	4147
Winston	4756	26%	2993	17%	7659
Yalobusha	4384	36%	2655	22%	6894
Yazoo	5501	18%	3342	11%	8660
<b>Total</b>	<b>753339</b>	<b>25%</b>	<b>500715</b>	<b>17%</b>	<b>1227690</b>

\*Those with unknown county of residence are excluded

\*\*One dose of Pfizer/Moderna or one dose of Janssen (Johnson and Johnson) vaccine

\*\*\*Second dose of Pfizer/Moderna or one dose of Janssen (Johnson and Johnson) vaccine