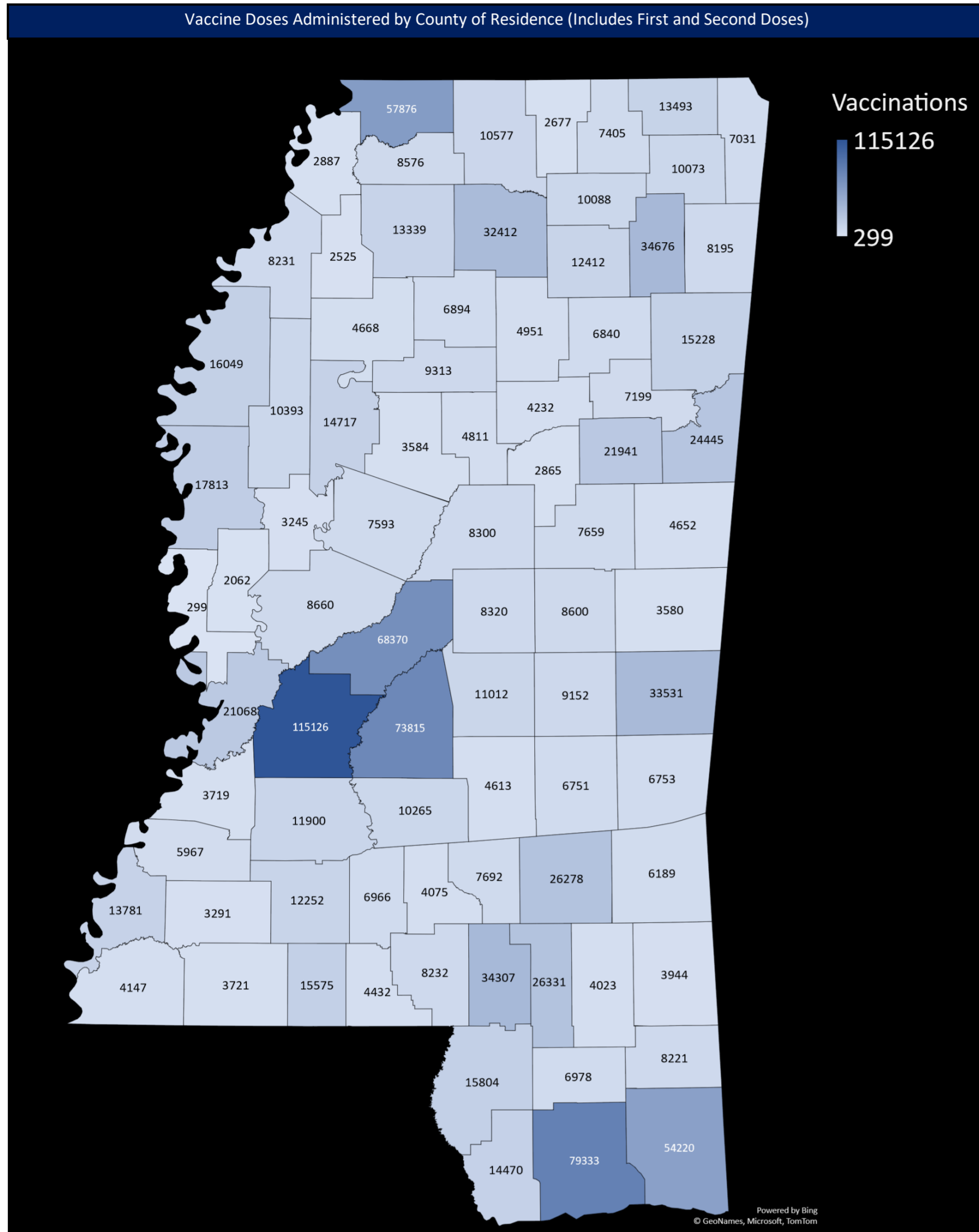


# Mississippi State Department of Health COVID-19 Vaccination Reporting

Updated as of 8a.m. April 5, 2021 (Data are Provisional)

Vaccine providers administering COVID-19 vaccine are required to report the doses administered to the Mississippi Immunization Information Exchange (MIIX), the statewide immunization registry, within 24 hours after administration

Vaccine Doses Administered by County of Residence (Includes First and Second Doses)



Total Reported Vaccinations by Mississippi Providers*	
Total Doses Administered	1,325,813
People Receiving at Least One Dose**	815,673
People Fully Vaccinated***	541,241

\*Includes Federal Agency Doses Administered (Bureau of Prisons, Veterans Health, Indian Health Services, Dept. of Defense)  
 \*\*One dose of Pfizer/Moderna or one dose of Janssen (Johnson and Johnson) vaccine  
 \*\*\*Two doses of Pfizer/Moderna or one dose of Janssen (Johnson and Johnson) vaccine

Vaccine Doses Distributed	
Fed. Pharmacy Partnership LTCF (CVS/Walgreens)	88,725
Mississippi Enrolled Providers*	1,502,800
Total	1,591,525

\*includes hospitals, private clinics, and MSDH drive through clinics

Vaccine Doses Administered by Facility		
Facility	First Dose	Second Dose
Hospital	118,682	100,316
Fed. Pharmacy Partnership LTCF (CVS/Walgreens)	49,906	28,570
MSDH/Drive Throughs	348,401	234,853
Clinics	190,136	98,427
Pharmacies	72,605	25,706

Federal Agency COVID-19 Vaccine Administration		
Facility	First Dose	Second Dose
Bureau of Prisons	1,196	1,164
Veterans Health	20,118	14,780
Indian Health Service	2,970	1,387
Dept. of Defense	11,659	4,585

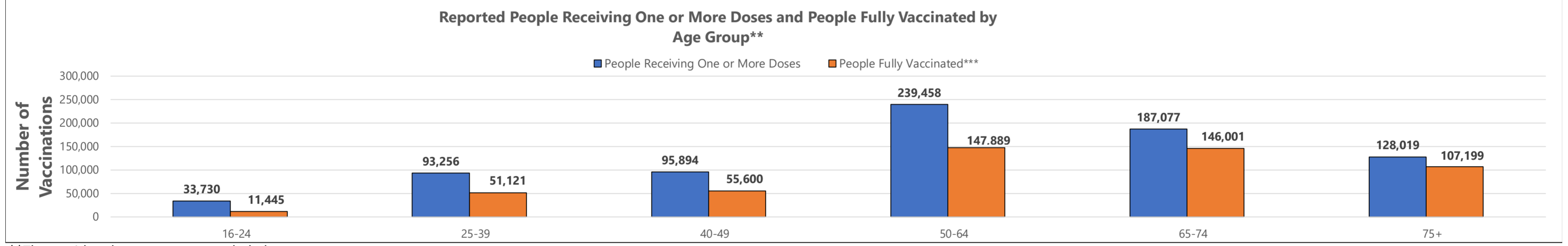
Vaccine Doses Administered by Race*				
Race	Received at Least One Dose**	Fully Vaccinated***	Vaccinations	% of Total Doses Administered
White	441,987	314,661	740,454	61%
Black	242,921	144,398	376,467	31%
Asian	12,710	7,271	19,622	2%
AIAN****	1,121	641	1,712	0%
Pacific Islander	551	325	855	0%
Multi-racial	103	63	161	0%
Other	48,093	32,319	78,302	6%

\*Those with unknown race are excluded  
 \*\*One dose of Pfizer/Moderna or one dose of Janssen (Johnson and Johnson) vaccine  
 \*\*\*Second dose of Pfizer/Moderna or one dose of Janssen (Johnson and Johnson) vaccine  
 \*\*\*\*American Indian and Alaskan Native

Vaccine Doses Administered by Ethnicity				
Ethnicity	Received at Least One Dose*	Fully Vaccinated**	Vaccinations	% of Total Doses Administered
Not Hispanic	695,983	470,378	1,138,527	90%
Hispanic	13,142	6,236	18,747	1%
Unknown	70,612	42,667	110,335	9%

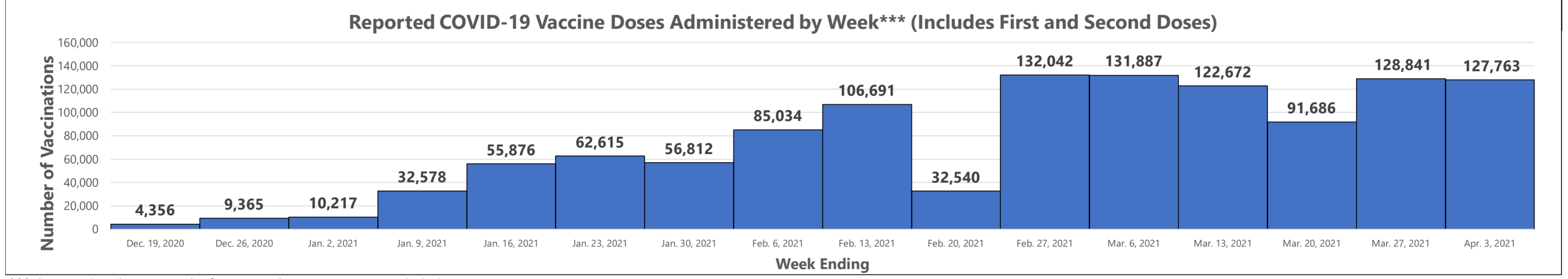
\*One dose of Pfizer/Moderna or one dose of Janssen (Johnson and Johnson) vaccine  
 \*\*Second dose of Pfizer/Moderna or one dose of Janssen (Johnson and Johnson) vaccine

## Age Group



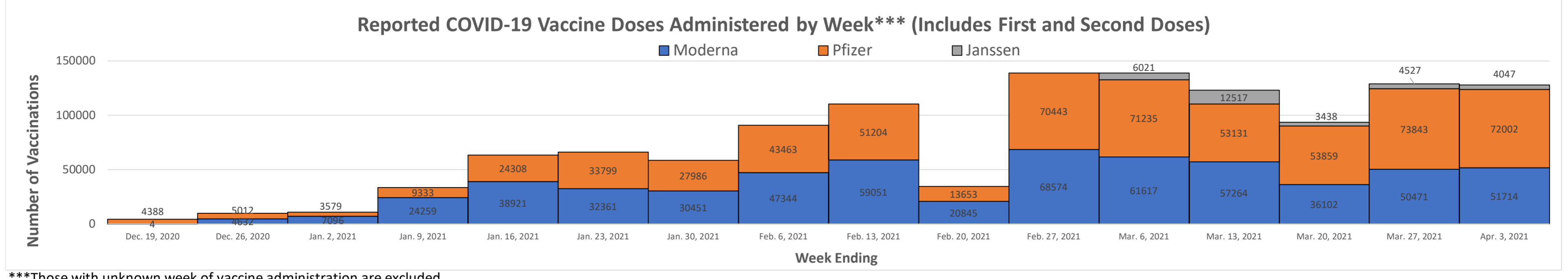
\*\*Those with unknown ages are excluded  
 \*\*\*Two doses of Pfizer/Moderna or one dose of Janssen (Johnson and Johnson) vaccine

## Weekly Overall Totals



\*\*\*Those with unknown week of vaccine administration are excluded

## Weekly Dose Totals



\*\*\*Those with unknown week of vaccine administration are excluded

**Vaccine Doses Administered by County of Residence (Updated as of 8am 4/5/2021)\***

County of Residence	People Receiving at least One Dose**	% of Total Pop. Receiving at least One Dose	People Fully Vaccinated***	% of Total Pop. Fully Vaccinated	Total Doses Administered
Adams	8527	28%	5588	18%	13789
Alcorn	7764	21%	5824	16%	13510
Amite	2380	19%	1540	13%	3728
Attala	5056	28%	3343	18%	8310
Benton	1675	20%	1078	13%	2678
Bolivar	10296	34%	6271	20%	16088
Calhoun	3103	22%	2084	15%	4955
Carroll	2146	22%	1467	15%	3590
Chickasaw	4291	25%	2802	16%	6854
Choctaw	1866	23%	1173	14%	2865
Claiborne	2480	28%	1391	15%	3721
Clarke	4207	27%	2798	18%	6771
Clay	4524	23%	3197	17%	7200
Coahoma	5250	24%	3265	15%	8246
Copiah	7718	28%	4577	16%	11903
Covington	4785	26%	3185	17%	7694
Desoto	36157	20%	22915	12%	58161
Forrest	15711	21%	11219	15%	26336
Franklin	2163	28%	1282	17%	3294
George	4723	19%	3532	14%	8223
Greene	2574	19%	1426	10%	3945
Grenada	5528	27%	3934	19%	9325
Hancock	8800	18%	6041	13%	14475
Harrison	48897	23%	31854	15%	79398
Hinds	69655	30%	48389	21%	115323
Holmes	4893	29%	2948	17%	7610
Humphreys	2131	26%	1192	15%	3253
Issaquena	200	15%	99	7%	299
Itawamba	4920	21%	3407	15%	8204
Jackson	33487	23%	21255	15%	54237
Jasper	4173	25%	2868	18%	6766
Jefferson	3866	55%	2337	33%	5970
Jefferson Davis	2558	23%	1758	16%	4076
Jones	15796	23%	11176	16%	26328
Kemper	2200	23%	1498	15%	3581
Lafayette	19906	37%	13150	24%	32437
Lamar	19904	31%	14940	24%	34314
Lauderdale	20531	28%	14011	19%	33549
Lawrence	4084	32%	2984	24%	6967
Leake	4998	22%	3475	15%	8328
Lee	20687	24%	14534	17%	34708
Leflore	9266	33%	5546	20%	14735
Lincoln	7353	22%	5089	15%	12258
Lowndes	14895	25%	10389	18%	24462
Madison	40592	38%	29612	28%	68524
Marion	4991	20%	3726	15%	8243
Marshall	6827	19%	4195	12%	10613
Monroe	9357	27%	6363	18%	15235
Montgomery	2963	30%	1915	20%	4816
Neshoba	4964	17%	3679	13%	8602
Newton	5637	27%	3684	18%	9154
Noxubee	3129	30%	2055	20%	4652
Oktibbeha	14516	29%	8134	16%	21966
Panola	8231	24%	5369	16%	13366
Pearl River	9940	18%	6568	12%	15819
Perry	2412	20%	1779	15%	4023
Pike	10014	25%	6247	16%	15665
Pontotoc	7447	23%	5275	16%	12426
Prentiss	6272	25%	3987	16%	10082
Quitman	1674	25%	911	13%	2526
Rankin	44089	28%	31777	20%	74056
Scott	6549	23%	4766	17%	11015
Sharkey	1309	30%	765	18%	2062
Simpson	6389	24%	4375	16%	10277
Smith	2817	18%	1934	12%	4618
Stone	4067	22%	3091	17%	6985
Sunflower	7112	28%	3514	14%	10400
Tallahatchie	2939	21%	1798	13%	4671
Tate	5467	19%	3484	12%	8616
Tippah	4584	21%	3075	14%	7418
Tishomingo	4273	22%	2968	15%	7035
Tunica	1946	20%	1294	13%	2901
Union	6230	22%	4006	14%	10098
Walthall	2765	19%	1909	13%	4450
Warren	13431	30%	8121	18%	21119
Washington	11691	27%	7006	16%	17830
Wayne	3782	19%	2672	13%	6195
Webster	2602	27%	1727	18%	4234
Wilkinson	2668	31%	1621	19%	4150
Winston	4760	27%	2994	17%	7664
Yalobusha	4390	36%	2655	22%	6900
Yazoo	5509	19%	3354	11%	8680
<b>Total</b>	<b>754459</b>	<b>25%</b>	<b>500715</b>	<b>17%</b>	<b>1229550</b>

\*Those with unknown county of residence are excluded

\*\*One dose of Pfizer/Moderna or one dose of Janssen (Johnson and Johnson) vaccine

\*\*\*Second dose of Pfizer/Moderna or one dose of Janssen (Johnson and Johnson) vaccine