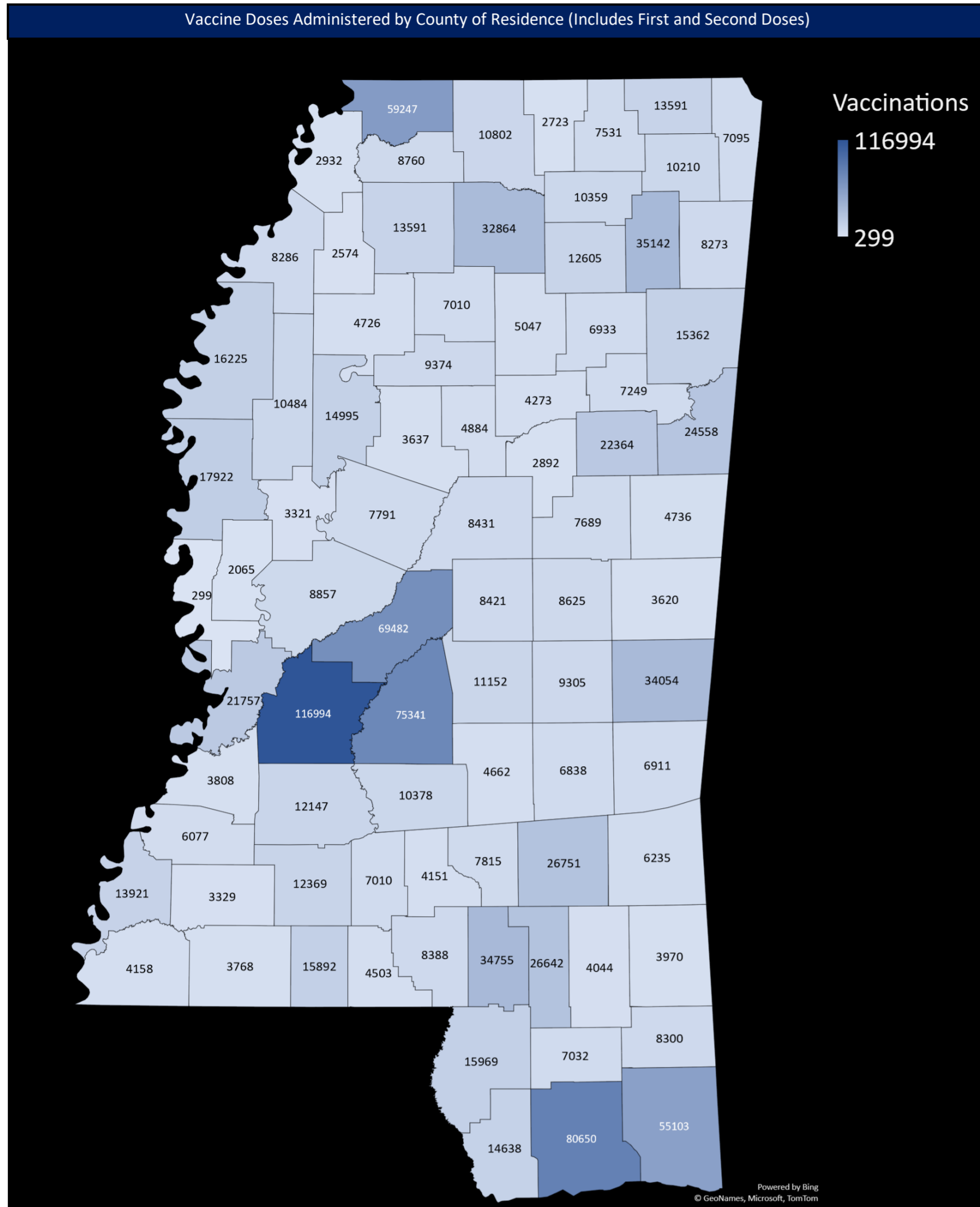


Mississippi State Department of Health COVID-19 Vaccination Reporting

Updated as of 8a.m. April 7, 2021 (Data are Provisional)

Vaccine providers administering COVID-19 vaccine are required to report the doses administered to the Mississippi Immunization Information Exchange (MIIX), the statewide immunization registry, within 24 hours after administration

Vaccine Doses Administered by County of Residence (Includes First and Second Doses)



Total Reported Vaccinations by Mississippi Providers*

| | |
|--------------------------------------|-----------|
| Total Doses Administered | 1,369,330 |
| People Receiving at Least One Dose** | 834,140 |
| People Fully Vaccinated*** | 568,472 |

*Includes Federal Agency Doses Administered (Bureau of Prisons, Veterans Health, Indian Health Services, Dept. of Defense)
 **One dose of Pfizer/Moderna or one dose of Johnson and Johnson vaccine
 ***Two doses of Pfizer/Moderna or one dose of Johnson and Johnson vaccine

Vaccine Doses Distributed

| | |
|--|-----------|
| Fed. Pharmacy Partnership LTCF (CVS/Walgreens) | 88,725 |
| Mississippi Enrolled Providers* | 1,582,250 |
| Total | 1,670,975 |

*Includes hospitals, private clinics, and MSDH drive through clinics

Vaccine Doses Administered by Facility

| Facility | First Dose | Second Dose |
|---------------------|------------|-------------|
| Hospital | 119,441 | 103,373 |
| Pharmacies* | 127,146 | 57,854 |
| MSDH/Drive Throughs | 355,208 | 245,886 |
| Clinics | 195,953 | 105,081 |

*Includes Doses administered in from CVS/ Walgreens LTCF Partnership

Federal Agency COVID-19 Vaccine Administration

| Facility | First Dose | Second Dose |
|-----------------------|------------|-------------|
| Bureau of Prisons | 1,196 | 1,164 |
| Veterans Health | 20,311 | 15,192 |
| Indian Health Service | 2,988 | 1,423 |
| Dept. of Defense | 11,899 | 4,779 |

Vaccine Doses Administered by Race*

| Race | Received at Least One Dose** | Fully Vaccinated*** | Vaccinations | % of Total Doses Administered |
|------------------|------------------------------|---------------------|--------------|-------------------------------|
| White | 450,371 | 327,602 | 760,126 | 60% |
| Black | 249,996 | 155,624 | 393,634 | 31% |
| Asian | 13,169 | 7,787 | 20,553 | 2% |
| AIAN**** | 1,152 | 694 | 1,792 | 0% |
| Pacific Islander | 567 | 343 | 890 | 0% |
| Multi-racial | 105 | 64 | 164 | 0% |
| Other | 49,275 | 33,968 | 80,958 | 6% |

*Those with unknown race are excluded
 **One dose of Pfizer/Moderna or one dose of Johnson and Johnson vaccine
 ***Second dose of Pfizer/Moderna or one dose of Johnson and Johnson vaccine
 ****American Indian and Alaskan Native

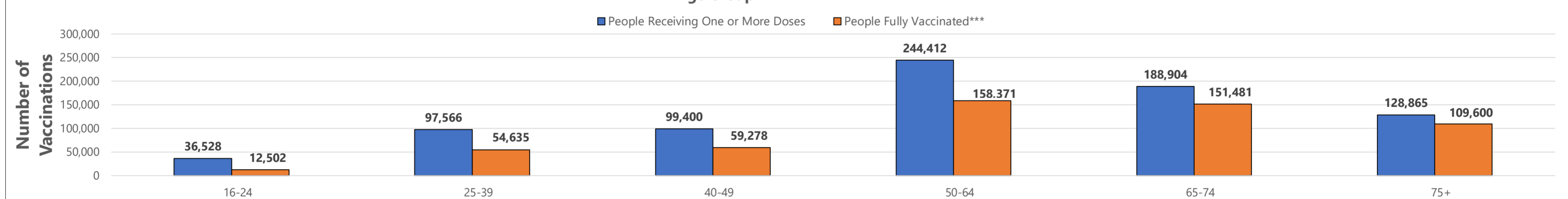
Vaccine Doses Administered by Ethnicity

| Ethnicity | Received at Least One Dose* | Fully Vaccinated** | Vaccinations | % of Total Doses Administered |
|--------------|-----------------------------|--------------------|--------------|-------------------------------|
| Not Hispanic | 712,145 | 493,728 | 1,176,227 | 90% |
| Hispanic | 13,941 | 6,920 | 20,032 | 2% |
| Unknown | 71,670 | 45,242 | 113,691 | 9% |

*One dose of Pfizer/Moderna or one dose of Johnson and Johnson vaccine
 **Second dose of Pfizer/Moderna or one dose of Johnson and Johnson vaccine

Age Group

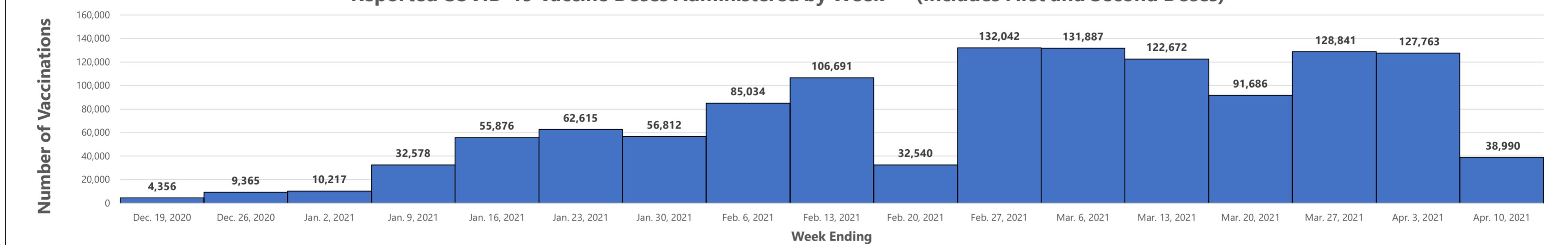
Reported People Receiving One or More Doses and People Fully Vaccinated by Age Group**



**Those with unknown ages are excluded
 ***Two doses of Pfizer/Moderna or one dose of Johnson and Johnson vaccine

Weekly Overall Totals

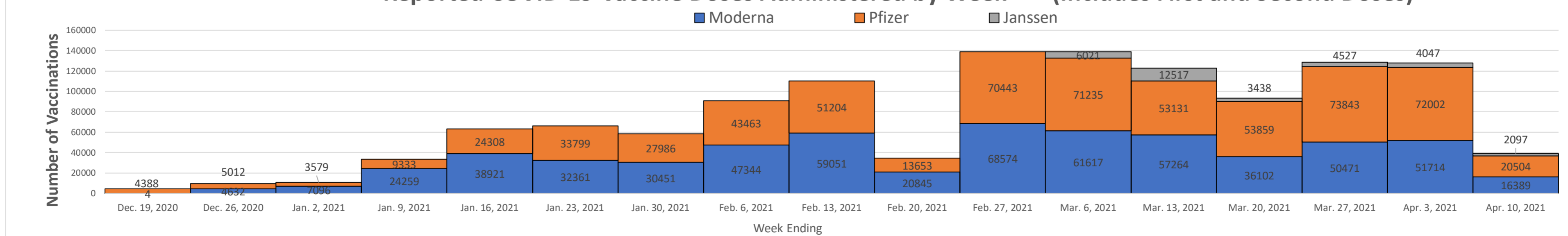
Reported COVID-19 Vaccine Doses Administered by Week*** (Includes First and Second Doses)



***Those with unknown week of vaccine administration are excluded

Weekly Dose Totals

Reported COVID-19 Vaccine Doses Administered by Week*** (Includes First and Second Doses)



***Those with unknown week of vaccine administration are excluded

Vaccine Doses Administered by County of Residence (Updated as of 8am 4/7/2021)*

| County of Residence | People Receiving at least One Dose** | % of Total Pop. Receiving at least One Dose | People Fully Vaccinated*** | % of Total Pop. Fully Vaccinated | Total Doses Administered |
|---------------------|--------------------------------------|---|----------------------------|----------------------------------|--------------------------|
| Adams | 8709 | 28% | 5903 | 19% | 14260 |
| Alcorn | 7934 | 21% | 5916 | 16% | 13759 |
| Amite | 2424 | 20% | 1715 | 14% | 3928 |
| Attala | 5143 | 28% | 3564 | 20% | 8607 |
| Benton | 1716 | 21% | 1127 | 14% | 2766 |
| Bolivar | 10448 | 34% | 6687 | 22% | 16636 |
| Calhoun | 3186 | 22% | 2211 | 15% | 5138 |
| Carroll | 2184 | 22% | 1533 | 15% | 3692 |
| Chickasaw | 4367 | 26% | 2905 | 17% | 7022 |
| Choctaw | 1900 | 23% | 1209 | 15% | 2933 |
| Claiborne | 2548 | 28% | 1488 | 17% | 3884 |
| Clarke | 4319 | 28% | 2991 | 19% | 7035 |
| Clay | 4609 | 24% | 3294 | 17% | 7353 |
| Coahoma | 5340 | 24% | 3308 | 15% | 8364 |
| Copiah | 7894 | 28% | 5032 | 18% | 12505 |
| Covington | 4875 | 26% | 3324 | 18% | 7910 |
| Desoto | 37176 | 20% | 24349 | 13% | 60554 |
| Forrest | 16099 | 21% | 11683 | 16% | 27147 |
| Franklin | 2200 | 29% | 1353 | 18% | 3396 |
| George | 4918 | 20% | 3785 | 15% | 8520 |
| Greene | 2791 | 21% | 1467 | 11% | 4190 |
| Grenada | 5633 | 27% | 4122 | 20% | 9617 |
| Hancock | 8955 | 19% | 6295 | 13% | 14858 |
| Harrison | 50159 | 24% | 33234 | 16% | 81932 |
| Hinds | 71196 | 31% | 51173 | 22% | 119584 |
| Holmes | 5023 | 30% | 3379 | 20% | 8130 |
| Humphreys | 2218 | 28% | 1300 | 16% | 3424 |
| Issaquena | 202 | 15% | 100 | 8% | 302 |
| Itawamba | 5023 | 21% | 3522 | 15% | 8375 |
| Jackson | 34089 | 24% | 22843 | 16% | 56368 |
| Jasper | 4248 | 26% | 2957 | 18% | 6913 |
| Jefferson | 3969 | 57% | 2513 | 36% | 6238 |
| Jefferson Davis | 2608 | 23% | 1882 | 17% | 4246 |
| Jones | 16198 | 24% | 11574 | 17% | 27052 |
| Kemper | 2226 | 23% | 1544 | 16% | 3650 |
| Lafayette | 20270 | 38% | 13585 | 25% | 33214 |
| Lamar | 20372 | 32% | 15538 | 25% | 35306 |
| Lauderdale | 20971 | 28% | 14660 | 20% | 34578 |
| Lawrence | 4120 | 33% | 3085 | 25% | 7094 |
| Leake | 5097 | 22% | 3589 | 16% | 8526 |
| Lee | 21225 | 25% | 15006 | 18% | 35686 |
| Leflore | 9473 | 34% | 5986 | 21% | 15369 |
| Lincoln | 7451 | 22% | 5283 | 15% | 12542 |
| Lowndes | 15218 | 26% | 10725 | 18% | 25090 |
| Madison | 41605 | 39% | 30926 | 29% | 70819 |
| Marion | 5149 | 21% | 3968 | 16% | 8580 |
| Marshall | 7031 | 20% | 4421 | 13% | 11031 |
| Monroe | 9622 | 27% | 6486 | 18% | 15599 |
| Montgomery | 3020 | 31% | 2025 | 21% | 4981 |
| Neshoba | 5000 | 17% | 3780 | 13% | 8719 |
| Newton | 5744 | 27% | 3932 | 19% | 9457 |
| Noxubee | 3230 | 31% | 2160 | 21% | 4790 |
| Oktibbeha | 15146 | 31% | 8541 | 17% | 22991 |
| Panola | 8379 | 25% | 5565 | 16% | 13705 |
| Pearl River | 10104 | 18% | 6889 | 12% | 16238 |
| Perry | 2446 | 20% | 1806 | 15% | 4084 |
| Pike | 10235 | 26% | 6795 | 17% | 16396 |
| Pontotoc | 7612 | 24% | 5433 | 17% | 12740 |
| Prentiss | 6389 | 25% | 4182 | 17% | 10364 |
| Quitman | 1706 | 25% | 954 | 14% | 2601 |
| Rankin | 45293 | 29% | 33451 | 22% | 76869 |
| Scott | 6681 | 24% | 4977 | 18% | 11338 |
| Sharkey | 1315 | 30% | 783 | 18% | 2085 |
| Simpson | 6497 | 24% | 4594 | 17% | 10579 |
| Smith | 2875 | 18% | 1997 | 13% | 4728 |
| Stone | 4143 | 23% | 3164 | 17% | 7118 |
| Sunflower | 7338 | 29% | 3864 | 15% | 10887 |
| Tallahatchie | 2963 | 21% | 1872 | 14% | 4765 |
| Tate | 5579 | 20% | 3602 | 13% | 8841 |
| Tippah | 4656 | 21% | 3194 | 15% | 7605 |
| Tishomingo | 4382 | 23% | 3103 | 16% | 7224 |
| Tunica | 1986 | 21% | 1369 | 14% | 3015 |
| Union | 6366 | 22% | 4278 | 15% | 10503 |
| Walthall | 2809 | 20% | 2091 | 15% | 4671 |
| Warren | 13800 | 30% | 8778 | 19% | 22104 |
| Washington | 11999 | 27% | 7491 | 17% | 18518 |
| Wayne | 3843 | 19% | 2739 | 14% | 6299 |
| Webster | 2637 | 27% | 1765 | 18% | 4303 |
| Wilkinson | 2706 | 31% | 1760 | 20% | 4317 |
| Winston | 4812 | 27% | 3168 | 18% | 7889 |
| Yalobusha | 4463 | 37% | 2754 | 23% | 7065 |
| Yazoo | 5602 | 19% | 3629 | 12% | 9040 |
| Out of State | 14338 | N/A | 9208 | N/A | 22882 |
| Total | 761023 | 26% | 516580 | 18% | 1293433 |

*Those with unknown county of residence are excluded
 **One dose of Pfizer/Moderna or one dose of Janssen (Johnson and Johnson) vaccine
 ***Second dose of Pfizer/Moderna or one dose of Janssen (Johnson and Johnson) vaccine