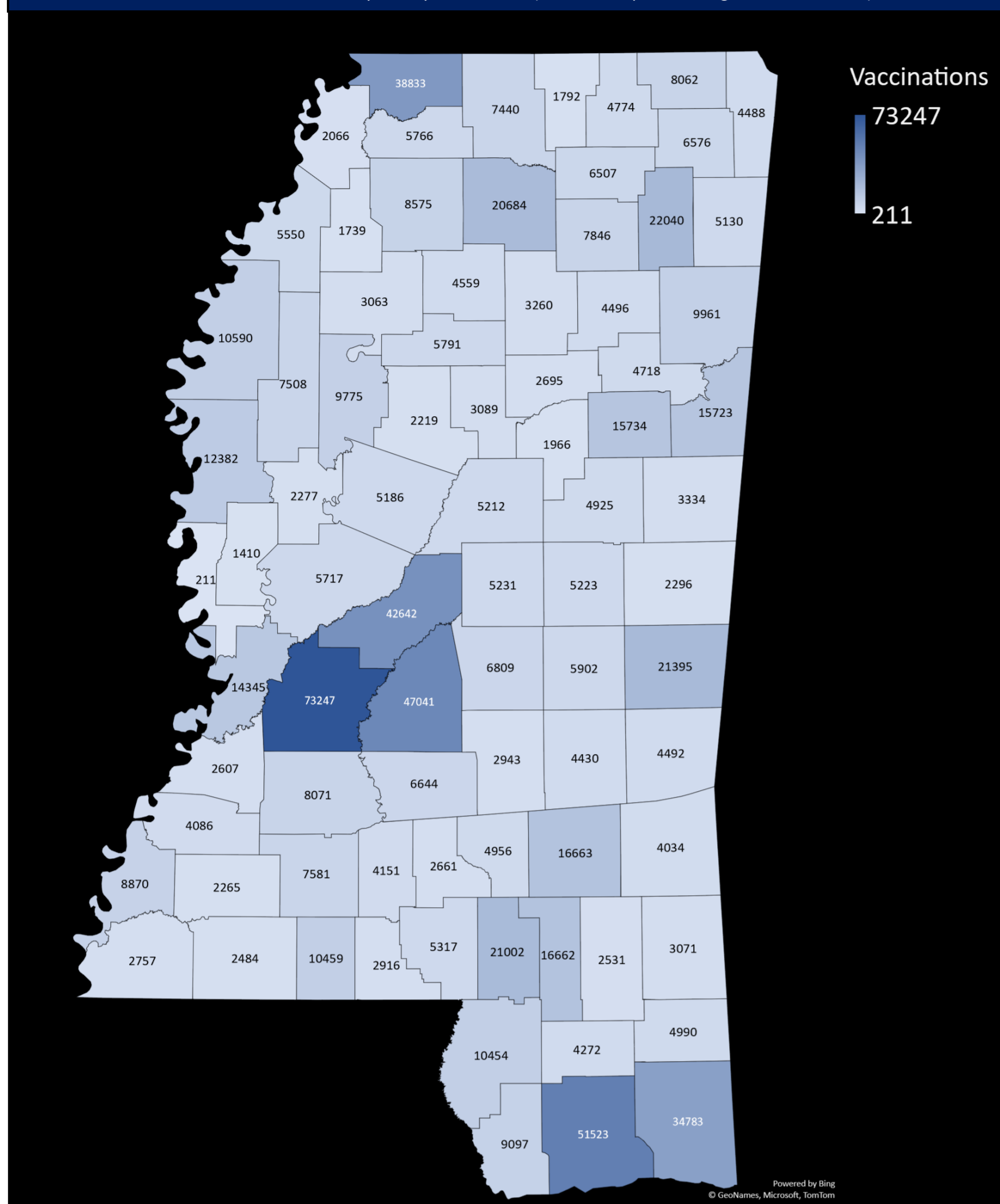


Mississippi State Department of Health COVID-19 Vaccination Reporting

Updated as of 8a.m. April 9, 2021 (Data are Provisional)

Vaccine providers administering COVID-19 vaccine are required to report the doses administered to the Mississippi Immunization Information Exchange (MIIX), the statewide immunization registry, within 24 hours after administration

Vaccine Doses Administered by County of Residence (Includes People Receiving at Least One Dose)



Total Reported Vaccinations by Mississippi Providers*

Total Doses Administered	1,418,931
People Receiving at Least One Dose**	857,500
People Fully Vaccinated***	597,694

*Includes Federal Agency Doses Administered (Bureau of Prisons, Veterans Health, Indian Health Services, Dept. of Defense)
**One dose of Pfizer/Moderna or one dose of Johnson and Johnson vaccine
***Two doses of Pfizer/Moderna or one dose of Johnson and Johnson vaccine

Vaccine Doses Distributed

Fed. Pharmacy Partnership LTCF (CVS/Walgreens)	88,725
Mississippi Enrolled Providers*	1,598,890
Total	1,687,615

*Includes hospitals, private clinics, and MSDH drive through clinics

Vaccine Doses Administered by Facility

Facility	First Dose	Second Dose
Hospital	121,057	106,090
Pharmacies*	133,132	62,408
MSDH/Drive Throughs	362,388	256,377
Clinics	204,529	113,249

*Includes Doses administered in from CVS/ Walgreens LTCF Partnership

Federal Agency COVID-19 Vaccine Administration

Facility	First Dose	Second Dose
Bureau of Prisons	1,196	1,164
Veterans Health	20,311	15,192
Indian Health Service	2,988	1,423
Dept. of Defense	11,899	4,779

Vaccine Doses Administered by Race*

Race	Received at Least One Dose**	Fully Vaccinated***	Vaccinations	% of Total Doses Administered
White	461,321	341,855	783,711	60%
Black	259,223	166,784	412,885	32%
Asian	13,701	8,279	21,542	2%
AIAN****	1,193	742	1,877	0%
Pacific Islander	586	363	928	0%
Multi-racial	113	70	176	0%
Other	50,759	36,081	84,304	6%

*Those with unknown race are excluded
**One dose of Pfizer/Moderna or one dose of Johnson and Johnson vaccine
***Second dose of Pfizer/Moderna or one dose of Johnson and Johnson vaccine
****American Indian and Alaskan Native

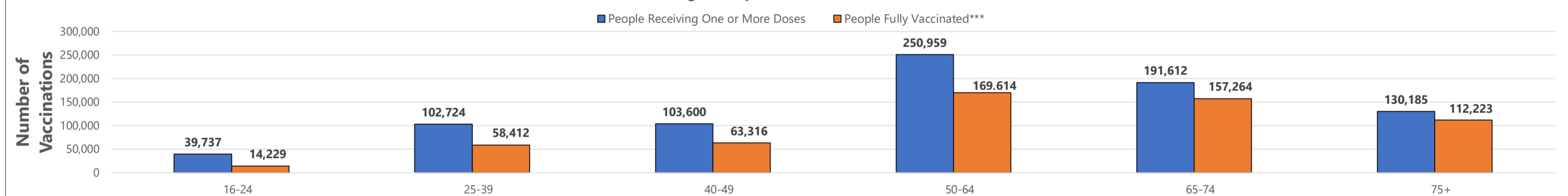
Vaccine Doses Administered by Ethnicity

Ethnicity	Received at Least One Dose*	Fully Vaccinated**	Vaccinations	% of Total Doses Administered
Not Hispanic	732,924	519,789	1,220,241	90%
Hispanic	14,820	7,567	21,495	2%
Unknown	73,362	47,725	117,497	9%

*One dose of Pfizer/Moderna or one dose of Johnson and Johnson vaccine
**Second dose of Pfizer/Moderna or one dose of Johnson and Johnson vaccine

Age Group

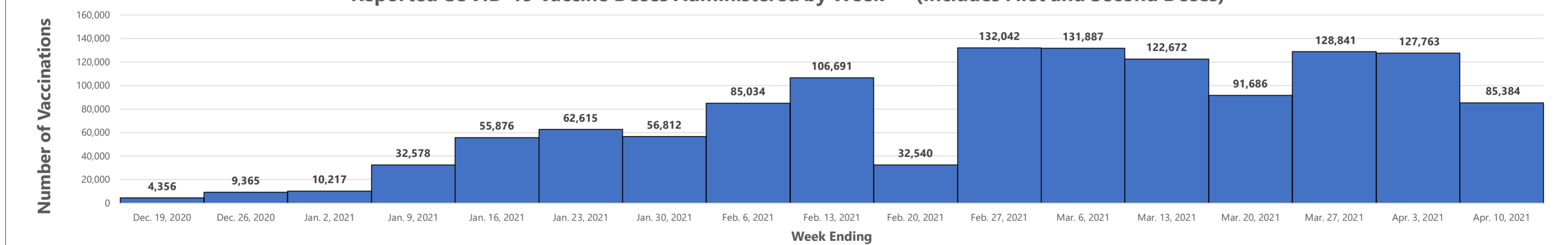
Reported People Receiving One or More Doses and People Fully Vaccinated by Age Group**



**Those with unknown ages are excluded
***Two doses of Pfizer/Moderna or one dose of Johnson and Johnson vaccine

Weekly Overall Totals

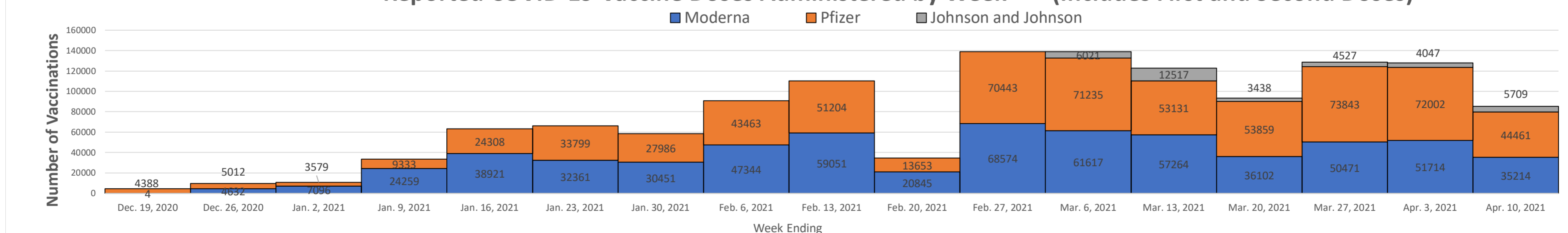
Reported COVID-19 Vaccine Doses Administered by Week*** (Includes First and Second Doses)



***Those with unknown week of vaccine administration are excluded

Weekly Dose Totals

Reported COVID-19 Vaccine Doses Administered by Week*** (Includes First and Second Doses)



***Those with unknown week of vaccine administration are excluded

Vaccine Doses Administered by County of Residence (Updated as of 8am 4/9/2021)*

County of Residence	People Receiving at least One Dose**	% of Total Pop. Receiving at least One Dose	People Fully Vaccinated***	% of Total Pop. Fully Vaccinated	Total Doses Administered
Adams	8870	29%	6213	20%	14712
Alcorn	8062	22%	6394	17%	14338
Amite	2484	20%	1791	15%	4038
Attala	5212	29%	3829	21%	8933
Benton	1792	22%	1225	15%	2922
Bolivar	10590	35%	7390	24%	17467
Calhoun	3260	23%	2361	16%	5361
Carroll	2219	22%	1574	16%	3766
Chickasaw	4496	26%	3069	18%	7295
Choctaw	1966	24%	1296	16%	3064
Claiborne	2607	29%	1581	18%	4012
Clarke	4492	29%	3208	21%	7408
Clay	4718	24%	3440	18%	7579
Coahoma	5550	25%	3795	17%	8947
Copiah	8071	29%	5393	19%	13010
Covington	4956	27%	3460	19%	8118
Desoto	38833	21%	25442	14%	63252
Forrest	16662	22%	803	1%	28103
Franklin	2265	29%	1410	18%	3498
George	4990	20%	3876	16%	8666
Greene	3071	23%	1543	11%	4507
Grenada	5791	28%	4337	21%	9988
Hancock	9097	19%	6563	14%	15233
Harrison	51523	25%	35403	17%	85219
Hinds	73247	32%	53176	23%	123456
Holmes	5186	30%	3607	21%	8494
Humphreys	2277	28%	1428	18%	3604
Issaquena	211	16%	131	10%	342
Itawamba	5130	22%	3830	16%	8766
Jackson	34783	24%	24123	17%	58291
Jasper	4430	27%	3169	19%	7271
Jefferson	4086	58%	2637	38%	6464
Jefferson Davis	2661	24%	1938	17%	4346
Jones	16663	24%	12132	18%	27951
Kemper	2296	24%	1622	17%	3791
Lafayette	20684	38%	14790	27%	34813
Lamar	21002	33%	15971	25%	36300
Lauderdale	21395	29%	15374	21%	35623
Lawrence	4151	33%	3150	25%	7184
Leake	5231	23%	3784	17%	8825
Lee	22040	26%	15668	18%	37094
Leflore	9775	35%	6220	22%	15900
Lincoln	7581	22%	5377	16%	12738
Lowndes	15723	27%	11155	19%	25932
Madison	42642	40%	31884	30%	72701
Marion	5317	22%	4098	17%	8828
Marshall	7440	21%	4683	13%	11623
Monroe	9961	28%	6812	19%	16216
Montgomery	3089	32%	2086	21%	5111
Neshoba	5223	18%	3943	14%	9090
Newton	5902	28%	4190	20%	9819
Noxubee	3334	32%	2286	22%	4999
Oktoberfest	15734	32%	9167	18%	24160
Panola	8575	25%	5919	17%	14247
Pearl River	10454	19%	7109	13%	16742
Perry	2531	21%	1986	17%	4342
Pike	10459	27%	7080	18%	16824
Pontotoc	7846	24%	5650	18%	13157
Prentiss	6576	26%	4555	18%	10898
Quitman	1739	26%	1069	16%	2748
Rankin	47041	30%	34631	22%	79661
Scott	6809	24%	5284	19%	11731
Sharkey	1410	33%	930	22%	2326
Simpson	6644	25%	4745	18%	10833
Smith	2943	18%	2083	13%	4868
Stone	4272	23%	3297	18%	7336
Sunflower	7508	30%	4252	17%	11406
Tallahatchie	3063	22%	2083	15%	5069
Tate	5766	20%	3856	14%	9269
Tippah	4774	22%	3394	15%	7882
Tishomingo	4488	23%	3539	18%	7719
Tunica	2066	21%	1395	14%	3121
Union	6507	23%	4461	15%	10807
Walthall	2916	20%	2187	15%	4819
Warren	14345	32%	9388	21%	23174
Washington	12382	28%	8333	19%	19650
Wayne	4034	20%	2896	14%	6586
Webster	2695	28%	1824	19%	4417
Wilkinson	2757	32%	1833	21%	4422
Winston	4925	27%	3518	20%	8334
Yalobusha	4559	38%	3004	25%	7410
Yazoo	5717	19%	3884	13%	9400
Out of State	14480	N/A	9381	N/A	23173
Total	761023	26%	516580	18%	1341539

*Those with unknown county of residence are excluded
 **One dose of Pfizer/Moderna or one dose of Janssen (Johnson and Johnson) vaccine
 ***Second dose of Pfizer/Moderna or one dose of Janssen (Johnson and Johnson) vaccine