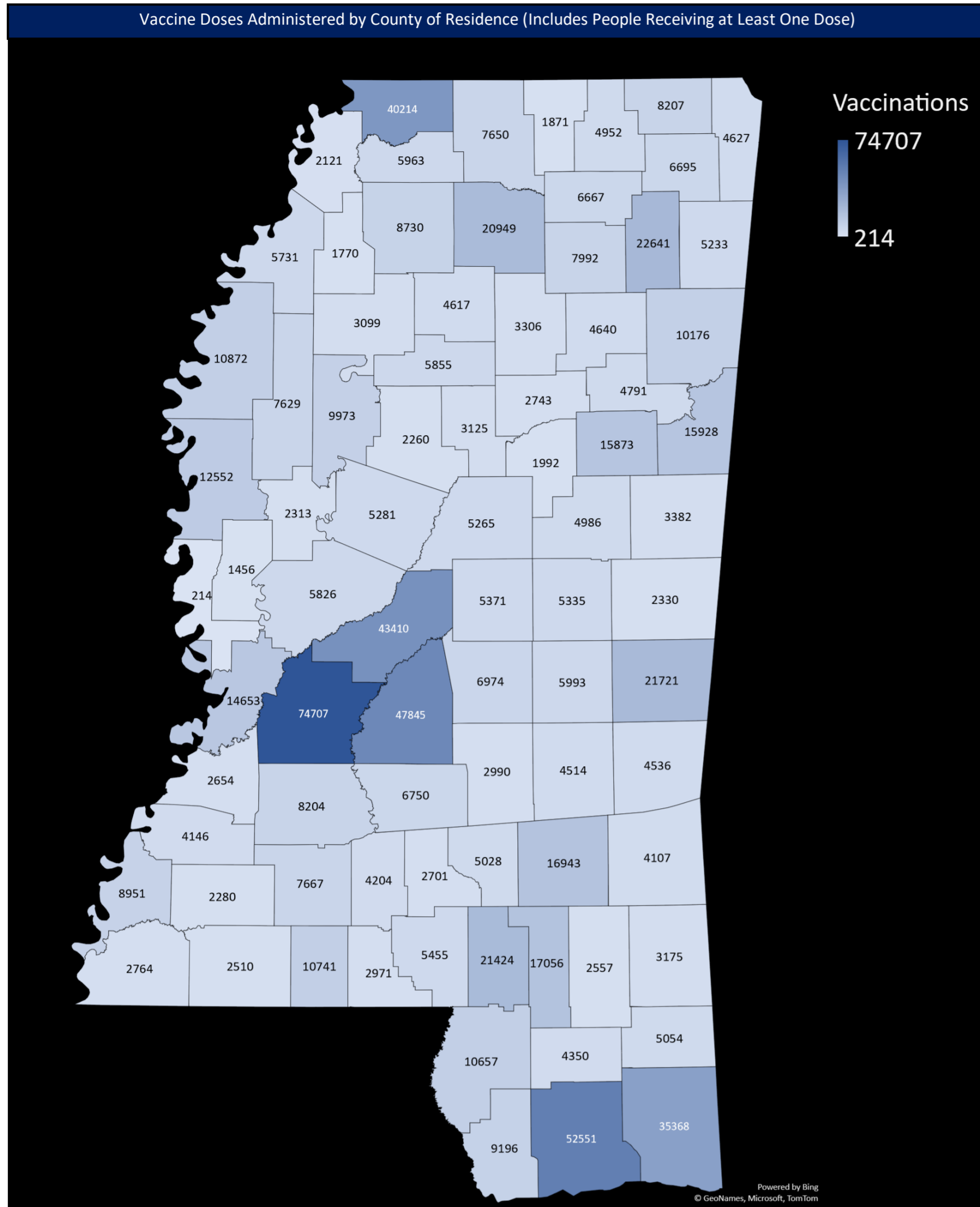


Mississippi State Department of Health COVID-19 Vaccination Reporting

Updated as of 8a.m. April 13, 2021 (Data are Provisional)

Vaccine providers administering COVID-19 vaccine are required to report the doses administered to the Mississippi Immunization Information Exchange (MIIX), the statewide immunization registry, within 24 hours after administration

Vaccine Doses Administered by County of Residence (Includes People Receiving at Least One Dose)



Total Reported Vaccinations by Mississippi Providers*

Total Doses Administered	1,477,880
People Receiving at Least One Dose**	883,729
People Fully Vaccinated***	635,370

*Includes Federal Agency Doses Administered (Bureau of Prisons, Veterans Health, Indian Health Services, Dept. of Defense)
 **One dose of Pfizer/Moderna or one dose of Johnson and Johnson vaccine
 ***Two doses of Pfizer/Moderna or one dose of Johnson and Johnson vaccine

Vaccine Doses Distributed

Fed. Pharmacy Partnership LTCF (CVS/Walgreens)	88,725
Mississippi Enrolled Providers*	1,689,400
Total	1,778,125

*Includes hospitals, private clinics, and MSDH drive through clinics

Vaccine Doses Administered by Facility

Facility	First Dose	Second Dose
Hospital	122,351	109,786
Pharmacies*	143,425	69,220
MSDH/Drive Throughs	369,008	269,224
Clinics	211,183	120,731

*Includes Doses administered in from CVS/ Walgreens LTCF Partnership

Federal Agency COVID-19 Vaccine Administration

Facility	First Dose	Second Dose
Bureau of Prisons	1,196	1,164
Veterans Health	20,850	16,535
Indian Health Service	3,113	1,504
Dept. of Defense	12,603	5,351

Vaccine Doses Administered by Race*

Race	Received at Least One Dose**	Fully Vaccinated***	Vaccinations	% of Total Doses Administered
White	472,944	359,317	810,671	60%
Black	269,138	180,781	434,961	32%
Asian	14,306	8,962	22,789	2%
AIAN****	1,247	818	1,995	0%
Pacific Islander	620	396	990	0%
Multi-racial	114	81	188	0%
Other	52,561	38,393	88,018	6%

*Those with unknown race are excluded
 **One dose of Pfizer/Moderna or one dose of Johnson and Johnson vaccine
 ***Second dose of Pfizer/Moderna or one dose of Johnson and Johnson vaccine
 ****American Indian and Alaskan Native

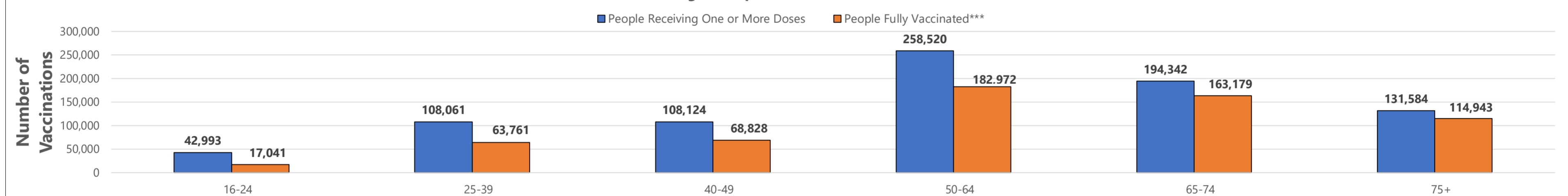
Vaccine Doses Administered by Ethnicity

Ethnicity	Received at Least One Dose*	Fully Vaccinated**	Vaccinations	% of Total Doses Administered
Not Hispanic	753,770	550,772	1,268,181	90%
Hispanic	15,899	8,399	23,278	2%
Unknown	76,298	51,578	123,469	9%

*One dose of Pfizer/Moderna or one dose of Johnson and Johnson vaccine
 **Second dose of Pfizer/Moderna or one dose of Johnson and Johnson vaccine

Age Group

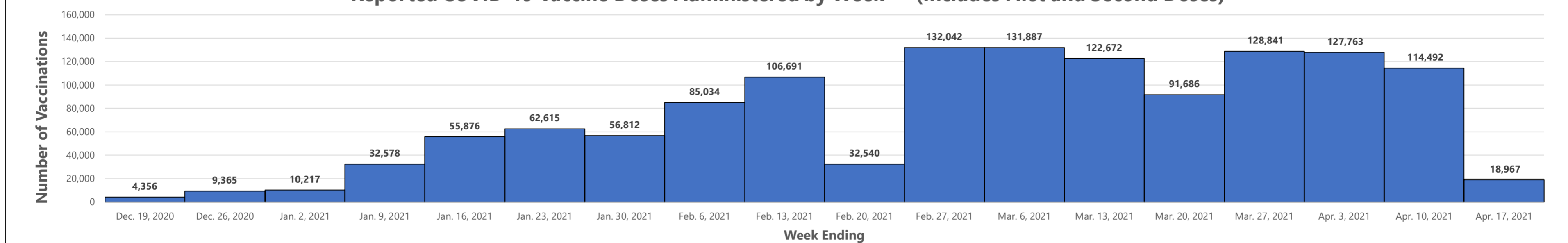
Reported People Receiving One or More Doses and People Fully Vaccinated by Age Group**



**Those with unknown ages are excluded
 ***Two doses of Pfizer/Moderna or one dose of Johnson and Johnson vaccine

Weekly Overall Totals

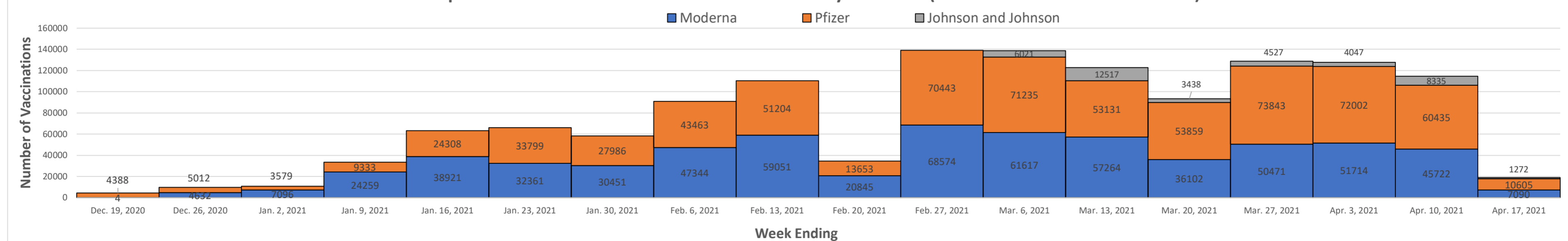
Reported COVID-19 Vaccine Doses Administered by Week*** (Includes First and Second Doses)



***Those with unknown week of vaccine administration are excluded

Weekly Dose Totals

Reported COVID-19 Vaccine Doses Administered by Week*** (Includes First and Second Doses)



***Those with unknown week of vaccine administration are excluded

Vaccine Doses Administered by County of Residence (Updated as of 8am 4/13/2021)*

County of Residence	People Receiving at least One Dose**	% of Total Pop. Receiving at least One Dose	People Fully Vaccinated***	% of Total Pop. Fully Vaccinated	Total Doses Administered
Adams	8986	29%	6395	21%	14974
Alcorn	8294	22%	6556	18%	14689
Amite	2517	20%	1911	16%	4181
Attala	5306	29%	4052	22%	9236
Benton	1884	23%	1349	16%	3074
Bolivar	11022	36%	8005	26%	18368
Calhoun	3344	23%	2543	18%	5588
Carroll	2283	23%	1713	17%	3954
Chickasaw	4706	28%	3299	19%	7699
Choctaw	2019	25%	1424	17%	3240
Claiborne	2672	30%	1647	18%	4130
Clarke	4570	29%	3324	21%	7591
Clay	4847	25%	3761	19%	7973
Coahoma	5779	26%	4038	18%	9400
Copiah	8271	29%	5881	21%	13631
Covington	5057	27%	3717	20%	8450
Desoto	40855	22%	27045	15%	66684
Forrest	17336	23%	12756	17%	29319
Franklin	2282	30%	1523	20%	3623
George	5090	21%	3967	16%	8830
Greene	3222	24%	1579	12%	4679
Grenada	5881	28%	4513	22%	10250
Hancock	9337	20%	6945	15%	15791
Harrison	53025	25%	37577	18%	88594
Hinds	75703	33%	56617	24%	128980
Holmes	5320	31%	3778	22%	8777
Humphreys	2400	30%	1610	20%	3832
Issaquena	214	16%	134	10%	348
Itawamba	5265	23%	4011	17%	9060
Jackson	35622	25%	25705	18%	60604
Jasper	4576	28%	3379	21%	7587
Jefferson	4166	60%	2798	40%	6676
Jefferson Davis	2718	24%	2075	19%	4533
Jones	17134	25%	12857	19%	28998
Kemper	2353	24%	1708	18%	3928
Lafayette	21130	39%	16104	30%	36543
Lamar	21670	34%	16660	26%	37565
Lauderdale	21888	30%	16252	22%	36964
Lawrence	4218	34%	3274	26%	7372
Leake	5413	24%	4088	18%	9265
Lee	22977	27%	16488	19%	38757
Leflore	10084	36%	6795	24%	16707
Lincoln	7709	23%	5928	17%	13393
Lowndes	16086	27%	11733	20%	26774
Madison	43844	41%	33536	32%	75479
Marion	5503	22%	4313	18%	9162
Marshall	7718	22%	5070	14%	12206
Monroe	10258	29%	7127	20%	16799
Montgomery	3143	32%	2259	23%	5331
Neshoba	5368	18%	4186	14%	9439
Newton	6053	29%	4481	21%	10201
Noxubee	3400	33%	2392	23%	5137
Oktibbeha	16021	32%	9886	20%	25111
Panola	8801	26%	6294	18%	14826
Pearl River	10745	19%	7678	14%	17500
Perry	2581	22%	2028	17%	4428
Pike	10807	28%	7576	19%	17590
Pontotoc	8128	25%	5994	19%	13702
Prentiss	6762	27%	4758	19%	11265
Quitman	1784	26%	1161	17%	2878
Rankin	48313	31%	36277	23%	82434
Scott	7069	25%	5505	20%	12126
Sharkey	1459	34%	950	22%	2385
Simpson	6817	26%	5062	19%	11298
Smith	3016	19%	2220	14%	5053
Stone	4396	24%	3409	19%	7558
Sunflower	7660	31%	4482	18%	11751
Tallahatchie	3112	23%	2310	17%	5330
Tate	6053	21%	4126	15%	9791
Tippah	5013	23%	3678	17%	8285
Tishomingo	4677	24%	3745	19%	8021
Tunica	2168	23%	1540	16%	3282
Union	6748	23%	4873	17%	11416
Walthall	2981	21%	2266	16%	4950
Warren	14881	33%	10074	22%	24345
Washington	12613	29%	8525	19%	20013
Wayne	4135	20%	3005	15%	6732
Webster	2756	28%	2052	21%	4704
Wilkinson	2794	32%	1968	23%	4573
Winston	5000	28%	3755	21%	8613
Yalobusha	4656	38%	3236	27%	7717
Yazoo	5899	20%	4239	14%	9884
Out of State	15141	N/A	9381	N/A	24370
Total	833504	27%	516580	20%	1396296

*Those with unknown county of residence are excluded
 **One dose of Pfizer/Moderna or one dose of Janssen (Johnson and Johnson) vaccine
 ***Second dose of Pfizer/Moderna or one dose of Janssen (Johnson and Johnson) vaccine