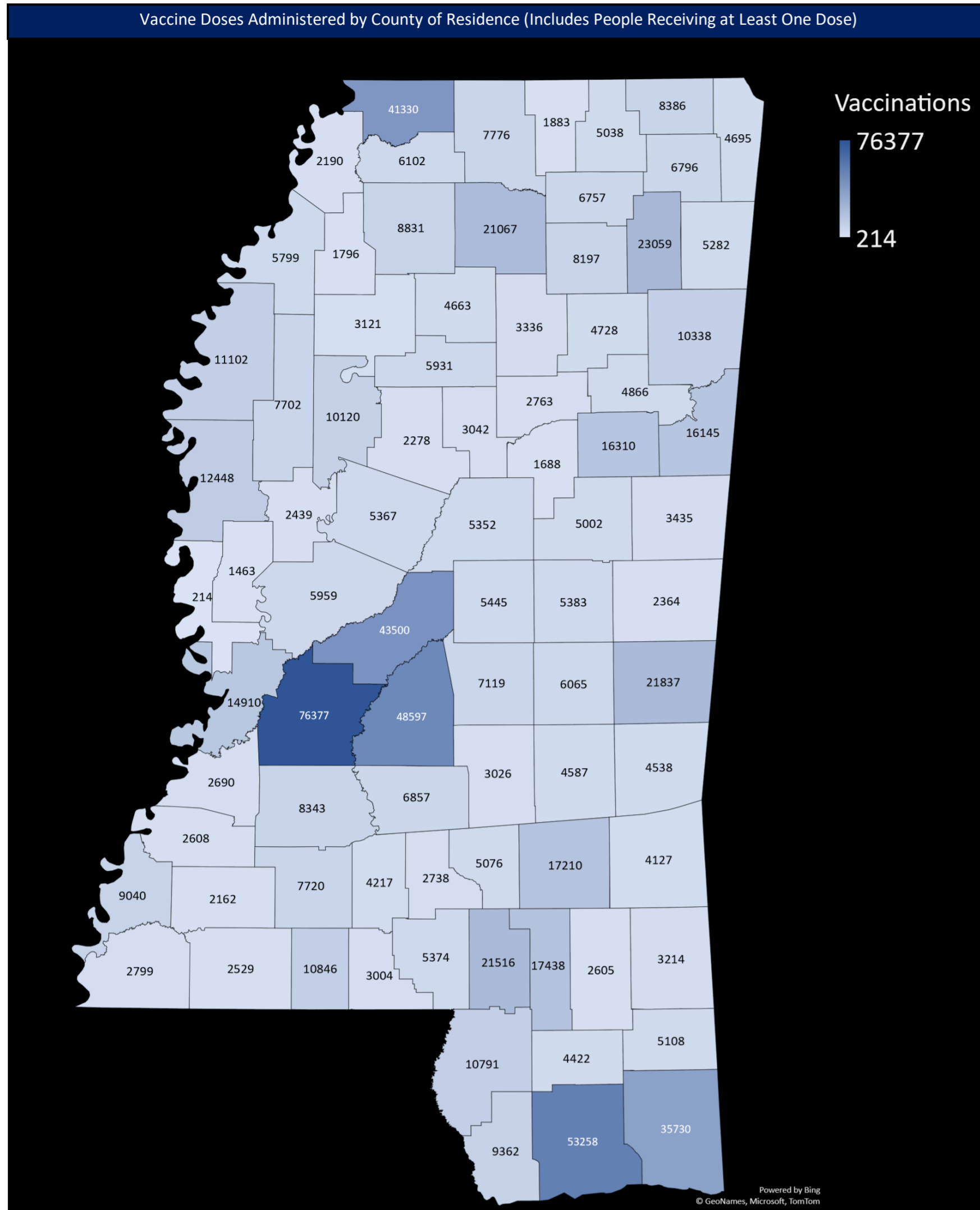


Mississippi State Department of Health COVID-19 Vaccination Reporting

Updated as of 8a.m. April 14, 2021 (Data are Provisional)

Vaccine providers administering COVID-19 vaccine are required to report the doses administered to the Mississippi Immunization Information Exchange (MIIX), the statewide immunization registry, within 24 hours after administration

Vaccine Doses Administered by County of Residence (Includes People Receiving at Least One Dose)



Total Reported Vaccinations by Mississippi Providers*

Total Doses Administered	1,495,833
People Receiving at Least One Dose**	890,180
People Fully Vaccinated***	647,387

*Includes Federal Agency Doses Administered (Bureau of Prisons, Veterans Health, Indian Health Services, Dept. of Defense)
**One dose of Pfizer/Moderna or one dose of Johnson and Johnson vaccine
***Two doses of Pfizer/Moderna or one dose of Johnson and Johnson vaccine

Vaccine Doses Distributed

Fed. Pharmacy Partnership LTCF (CVS/Walgreens)	88,725
Mississippi Enrolled Providers*	1,695,450
Total	1,784,175

*Includes hospitals, private clinics, and MSDH drive through clinics

Vaccine Doses Administered by Facility

Facility	First Dose	Second Dose
Hospital	122,723	111,090
Pharmacies*	145,725	71,642
MSDH/Drive Throughs	370,764	274,380
Clinics	213,201	123,287

*Includes Doses administered in from CVS/ Walgreens LTCF Partnership

Federal Agency COVID-19 Vaccine Administration

Facility	First Dose	Second Dose
Bureau of Prisons	1,196	1,164
Veterans Health	20,850	16,535
Indian Health Service	3,113	1,504
Dept. of Defense	12,608	5,412

Vaccine Doses Administered by Race*

Race	Received at Least One Dose**	Fully Vaccinated***	Vaccinations	% of Total Doses Administered
White	475,558	364,596	818,323	59%
Black	271,847	185,885	442,605	32%
Asian	14,434	9,211	23,163	2%
AIAN****	1,256	844	2,031	0%
Pacific Islander	619	406	999	0%
Multi-racial	114	81	188	0%
Other	52,874	38,903	88,801	6%

*Those with unknown race are excluded
**One dose of Pfizer/Moderna or one dose of Johnson and Johnson vaccine
***Second dose of Pfizer/Moderna or one dose of Johnson and Johnson vaccine
****American Indian and Alaskan Native

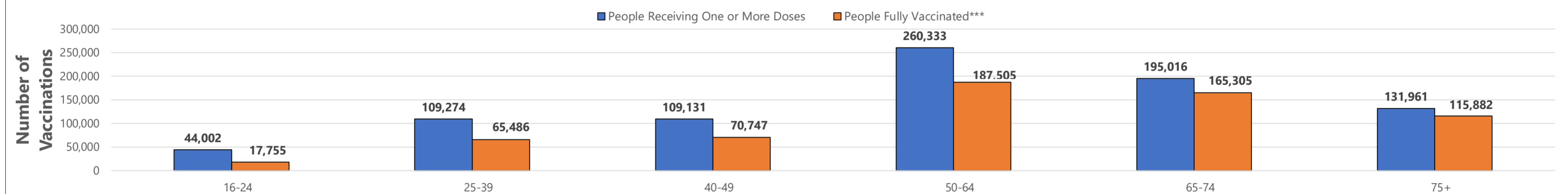
Vaccine Doses Administered by Ethnicity

Ethnicity	Received at Least One Dose*	Fully Vaccinated**	Vaccinations	% of Total Doses Administered
Not Hispanic	759,390	561,398	1,284,021	90%
Hispanic	16,133	8,692	23,800	2%
Unknown	76,890	52,614	124,991	9%

*One dose of Pfizer/Moderna or one dose of Johnson and Johnson vaccine
**Second dose of Pfizer/Moderna or one dose of Johnson and Johnson vaccine

Age Group

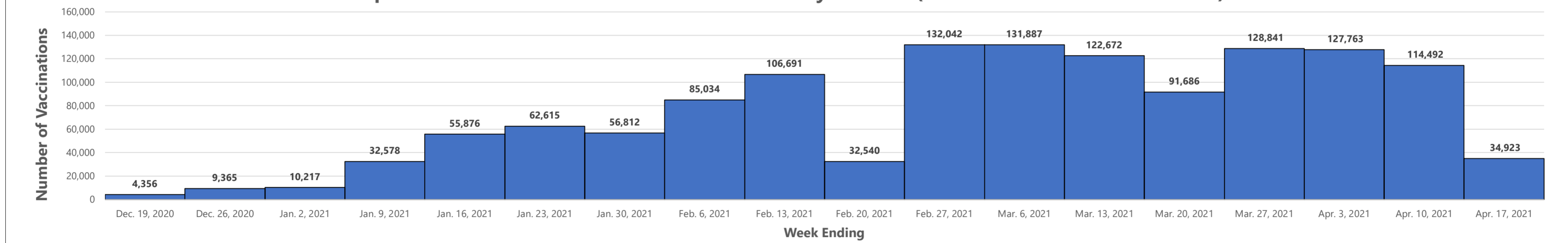
Reported People Receiving One or More Doses and People Fully Vaccinated by Age Group**



**Those with unknown ages are excluded
***Two doses of Pfizer/Moderna or one dose of Johnson and Johnson vaccine

Weekly Overall Totals

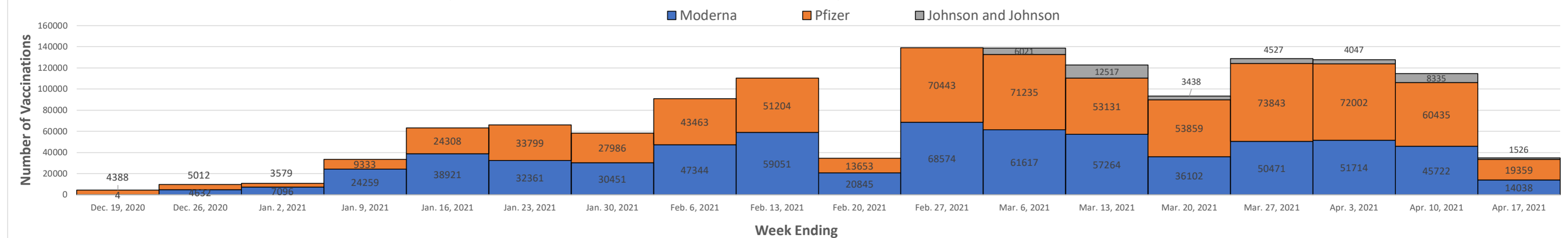
Reported COVID-19 Vaccine Doses Administered by Week*** (Includes First and Second Doses)



***Those with unknown week of vaccine administration are excluded

Weekly Dose Totals

Reported COVID-19 Vaccine Doses Administered by Week*** (Includes First and Second Doses)



***Those with unknown week of vaccine administration are excluded

Vaccine Doses Administered by County of Residence (Updated as of 8am 4/14/2021)*

County of Residence	People Receiving at least One Dose**	% of Total Pop. Receiving at least One Dose	People Fully Vaccinated***	% of Total Pop. Fully Vaccinated	Total Doses Administered
Adams	9040	29%	6656	22%	15283
Alcorn	8386	23%	6625	18%	14851
Amite	2529	21%	1973	16%	4253
Attala	5352	29%	4139	23%	9369
Benton	1883	23%	1347	16%	3072
Bolivar	11102	36%	8240	27%	18668
Calhoun	3336	23%	2550	18%	5590
Carroll	2278	23%	1732	17%	3967
Chickasaw	4728	28%	3325	19%	7747
Choctaw	1688	21%	1177	14%	2695
Claiborne	2690	30%	1702	19%	4199
Clarke	4538	29%	3338	21%	7572
Clay	4866	25%	3795	20%	8028
Coahoma	5799	26%	4047	18%	9428
Copiah	8343	30%	6044	22%	13863
Covington	5076	27%	3746	20%	8492
Desoto	41330	22%	27634	15%	67698
Forrest	17438	23%	12939	17%	29600
Franklin	2162	28%	1543	20%	3528
George	5108	21%	3985	16%	8856
Greene	3214	24%	1575	12%	4667
Grenada	5931	29%	4587	22%	10374
Hancock	9362	20%	7050	15%	15918
Harrison	53258	26%	38455	18%	89699
Hinds	76377	33%	57596	25%	130597
Holmes	5367	32%	3883	23%	8923
Humphreys	2439	30%	1697	21%	3930
Issaquena	214	16%	134	10%	348
Itawamba	5282	23%	4069	17%	9135
Jackson	35730	25%	25996	18%	60953
Jasper	4587	28%	3421	21%	7637
Jefferson	2608	37%	1802	26%	4197
Jefferson Davis	2738	25%	2121	19%	4597
Jones	17210	25%	12917	19%	29114
Kemper	2364	24%	1738	18%	3967
Lafayette	21067	39%	16072	30%	36448
Lamar	21516	34%	16751	26%	37508
Lauderdale	21837	29%	16359	22%	37021
Lawrence	4217	34%	3339	27%	7436
Leake	5445	24%	4176	18%	9385
Lee	23059	27%	16754	20%	39105
Leflore	10120	36%	6953	25%	16899
Lincoln	7720	23%	6065	18%	13539
Lowndes	16145	28%	12084	21%	27181
Madison	43500	41%	33665	32%	75306
Marion	5374	22%	4259	17%	8979
Marshall	7776	22%	5112	14%	12304
Monroe	10338	29%	7240	21%	16992
Montgomery	3042	31%	2246	23%	5220
Neshoba	5383	18%	4259	15%	9527
Newton	6065	29%	4577	22%	10310
Noxubee	3435	33%	2412	23%	5192
Oktoberfest	16310	33%	9957	20%	25463
Panola	8831	26%	6328	19%	14887
Pearl River	10791	19%	7881	14%	17746
Perry	2605	22%	2061	17%	4485
Pike	10846	28%	7832	20%	17873
Pontotoc	8197	25%	6086	19%	13861
Prentiss	6796	27%	4856	19%	11396
Quitman	1796	26%	1169	17%	2895
Rankin	48597	31%	36791	24%	83230
Scott	7119	25%	5582	20%	12255
Sharkey	1463	34%	959	22%	2398
Simpson	6857	26%	5175	19%	11444
Smith	3026	19%	2232	14%	5073
Stone	4422	24%	3461	19%	7637
Sunflower	7702	31%	4819	19%	12127
Tallahatchie	3121	23%	2328	17%	5354
Tate	6102	22%	4155	15%	9862
Tippah	5038	23%	3704	17%	8336
Tishomingo	4695	24%	3808	20%	8093
Tunica	2190	23%	1650	17%	3401
Union	6757	23%	4913	17%	11466
Walthall	3004	21%	2296	16%	4999
Warren	14910	33%	10331	23%	24617
Washington	12448	28%	8783	20%	20120
Wayne	4127	20%	3006	15%	6711
Webster	2763	29%	2074	21%	4733
Wilkinson	2799	32%	2069	24%	4678
Winston	5002	28%	3788	21%	8646
Yalobusha	4663	39%	3259	27%	7745
Yazoo	5959	20%	4321	15%	10027
Out of State	17684	N/A	12129	N/A	28724
Total	837012	28%	613704	20%	1409449

*Those with unknown county of residence are excluded

**One dose of Pfizer/Moderna or one dose of Janssen (Johnson and Johnson) vaccine

***Second dose of Pfizer/Moderna or one dose of Janssen (Johnson and Johnson) vaccine