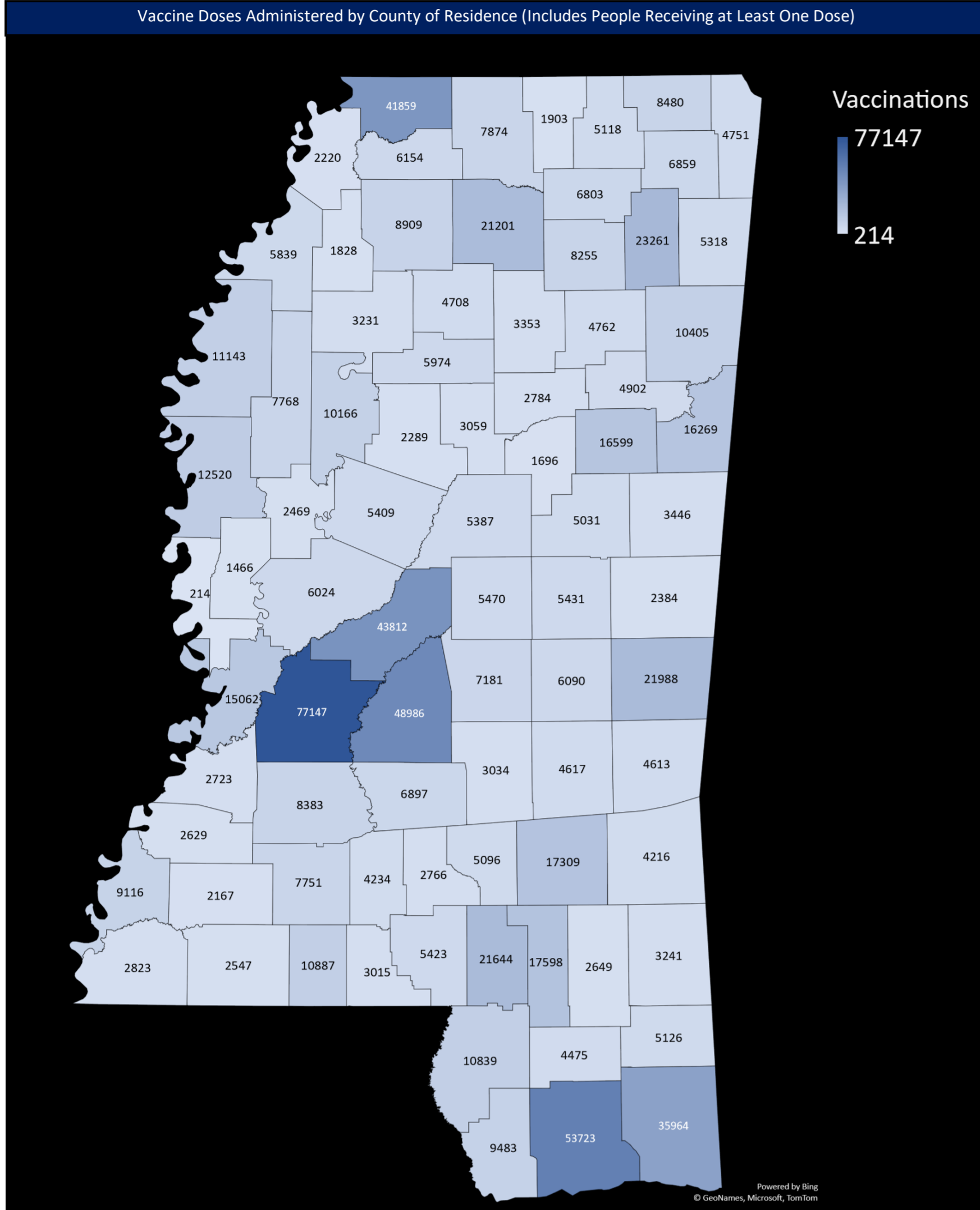


Mississippi State Department of Health COVID-19 Vaccination Reporting

Updated as of 8a.m. April 15, 2021 (Data are Provisional)

Vaccine providers administering COVID-19 vaccine are required to report the doses administered to the Mississippi Immunization Information Exchange (MIIX), the statewide immunization registry, within 24 hours after administration

Vaccine Doses Administered by County of Residence (Includes People Receiving at Least One Dose)



Total Reported Vaccinations by Mississippi Providers*

Total Doses Administered	1,516,049
People Receiving at Least One Dose**	897,641
People Fully Vaccinated***	660,506

*Includes Federal Agency Doses Administered (Bureau of Prisons, Veterans Health, Indian Health Services, Dept. of Defense)
**One dose of Pfizer/Moderna or one dose of Johnson and Johnson vaccine
***Two doses of Pfizer/Moderna or one dose of Johnson and Johnson vaccine

Vaccine Doses Distributed

Fed. Pharmacy Partnership LTCF (CVS/Walgreens)	88,725
Mississippi Enrolled Providers*	1,701,090
Total	1,789,815

*Includes hospitals, private clinics, and MSDH drive through clinics

Vaccine Doses Administered by Facility

Facility	First Dose	Second Dose
Hospital	123,366	112,357
Pharmacies*	147,493	75,089
MSDH/Drive Throughs	373,009	278,687
Clinics	215,789	126,491

*Includes Doses administered in from CVS/ Walgreens LTCF Partnership

Federal Agency COVID-19 Vaccine Administration

Facility	First Dose	Second Dose
Bureau of Prisons	1,205	1,170
Veterans Health	20,922	16,670
Indian Health Service	3,116	1,529
Dept. of Defense	12,741	5,777

Vaccine Doses Administered by Race*

Race	Received at Least One Dose**	Fully Vaccinated***	Vaccinations	% of Total Doses Administered
White	478,741	370,969	827,690	59%
Black	274,824	190,326	449,903	32%
Asian	14,642	9,545	23,698	2%
AIAN****	1,256	861	2,048	0%
Pacific Islander	626	416	1,016	0%
Multi-racial	117	84	194	0%
Other	53,347	39,673	90,008	6%

*Those with unknown race are excluded
**One dose of Pfizer/Moderna or one dose of Johnson and Johnson vaccine
***Second dose of Pfizer/Moderna or one dose of Johnson and Johnson vaccine
****American Indian and Alaskan Native

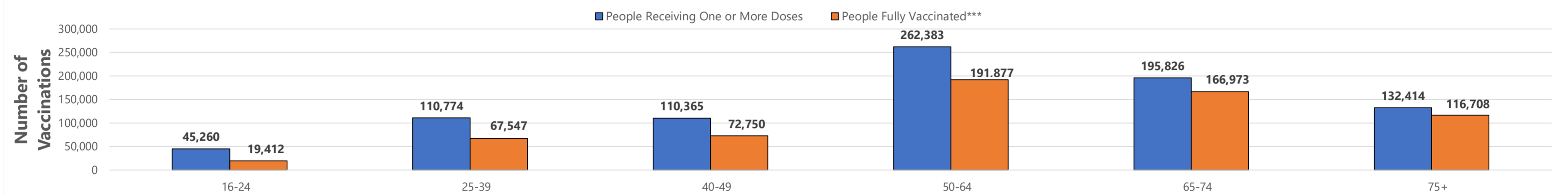
Vaccine Doses Administered by Ethnicity

Ethnicity	Received at Least One Dose*	Fully Vaccinated**	Vaccinations	% of Total Doses Administered
Not Hispanic	765,853	572,237	1,300,992	90%
Hispanic	16,422	9,053	24,444	2%
Unknown	77,382	54,002	126,845	9%

*One dose of Pfizer/Moderna or one dose of Johnson and Johnson vaccine
**Second dose of Pfizer/Moderna or one dose of Johnson and Johnson vaccine

Age Group

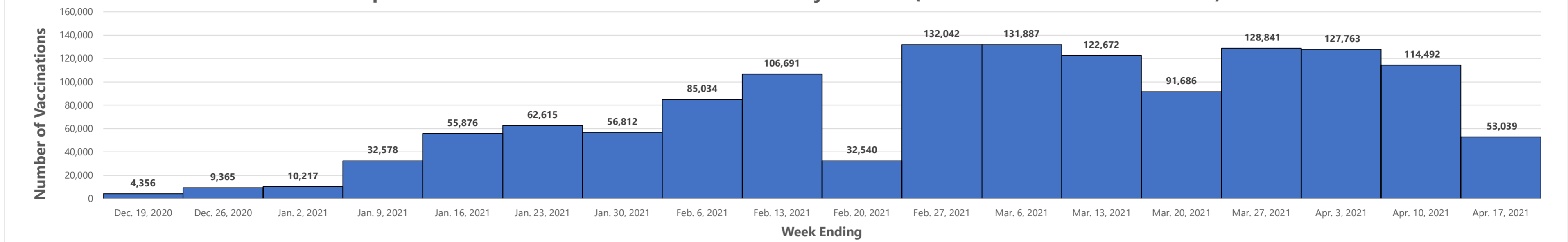
Reported People Receiving One or More Doses and People Fully Vaccinated by Age Group**



**Those with unknown ages are excluded
***Two doses of Pfizer/Moderna or one dose of Johnson and Johnson vaccine

Weekly Overall Totals

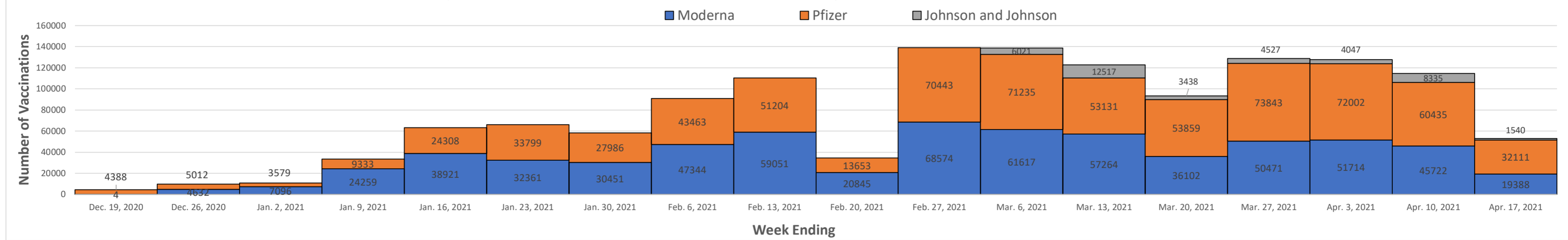
Reported COVID-19 Vaccine Doses Administered by Week*** (Includes First and Second Doses)



***Those with unknown week of vaccine administration are excluded

Weekly Dose Totals

Reported COVID-19 Vaccine Doses Administered by Week*** (Includes First and Second Doses)



***Those with unknown week of vaccine administration are excluded

Vaccine Doses Administered by County of Residence (Updated as of 8am 4/15/2021)*

County of Residence	People Receiving at least One Dose**	% of Total Pop. Receiving at least One Dose	People Fully Vaccinated***	% of Total Pop. Fully Vaccinated	Total Doses Administered
Adams	9116	30%	6696	22%	15399
Alcorn	8480	23%	6730	18%	15049
Amite	2547	21%	1993	16%	4291
Attala	5387	30%	4213	23%	9478
Benton	1903	23%	1366	17%	3111
Bolivar	11143	36%	8362	27%	18831
Calhoun	3353	23%	2594	18%	5651
Carroll	2289	23%	1752	18%	3998
Chickasaw	4762	28%	3374	20%	7830
Choctaw	1696	21%	1189	14%	2715
Claiborne	2723	30%	1729	19%	4259
Clarke	4613	30%	3368	22%	7669
Clay	4902	25%	3852	20%	8120
Coahoma	5839	26%	4146	19%	9566
Copiah	8383	30%	6118	22%	13975
Covington	5096	27%	3819	20%	8581
Desoto	41859	23%	28358	15%	68945
Forrest	17598	23%	13160	18%	29980
Franklin	2167	28%	1600	21%	3590
George	5126	21%	4032	16%	8917
Greene	3241	24%	1594	12%	4713
Grenada	5974	29%	4682	23%	10512
Hancock	9483	20%	7198	15%	16122
Harrison	53723	26%	39134	19%	90813
Hinds	77147	33%	58704	25%	132416
Holmes	5409	32%	3958	23%	9039
Humphreys	2469	31%	1716	21%	3979
Issaquena	214	16%	134	10%	348
Itawamba	5318	23%	4152	18%	9254
Jackson	35964	25%	26763	19%	61939
Jasper	4617	28%	3530	22%	7766
Jefferson	2629	38%	1825	26%	4241
Jefferson Davis	2766	25%	2150	19%	4653
Jones	17309	25%	13259	19%	29552
Kemper	2384	24%	1754	18%	4003
Lafayette	21201	39%	16697	31%	37200
Lamar	21644	34%	17008	27%	37892
Lauderdale	21988	30%	16421	22%	37233
Lawrence	4234	34%	3358	27%	7472
Leake	5470	24%	4261	19%	9493
Lee	23261	27%	17176	20%	39725
Leflore	10166	36%	7047	25%	17039
Lincoln	7751	23%	6151	18%	13656
Lowndes	16269	28%	12438	21%	27657
Madison	43812	41%	34410	32%	76357
Marion	5423	22%	4293	17%	9061
Marshall	7874	22%	5198	15%	12488
Monroe	10405	30%	7441	21%	17260
Montgomery	3059	31%	2300	24%	5291
Neshoba	5431	19%	4343	15%	9659
Newton	6090	29%	4614	22%	10372
Noxubee	3446	33%	2455	24%	5244
Oktoberfest	16599	33%	10113	20%	25859
Panola	8909	26%	6594	19%	15230
Pearl River	10839	20%	7965	14%	17878
Perry	2649	22%	2130	18%	4598
Pike	10887	28%	7932	20%	18014
Pontotoc	8255	26%	6212	19%	14043
Prentiss	6859	27%	4951	20%	11553
Quitman	1828	27%	1236	18%	2994
Rankin	48986	32%	37562	24%	84380
Scott	7181	26%	5624	20%	12359
Sharkey	1466	34%	961	22%	2403
Simpson	6897	26%	5273	20%	11579
Smith	3034	19%	2281	14%	5129
Stone	4475	24%	3505	19%	7734
Sunflower	7768	31%	5021	20%	12395
Tallahatchie	3231	23%	2364	17%	5500
Tate	6154	22%	4243	15%	10001
Tippah	5118	23%	3762	17%	8473
Tishomingo	4751	25%	3840	20%	8181
Tunica	2220	23%	1691	18%	3451
Union	6803	24%	5047	18%	11645
Walthall	3015	21%	2314	16%	5028
Warren	15062	33%	10479	23%	24916
Washington	12520	29%	8880	20%	20289
Wayne	4216	21%	3033	15%	6827
Webster	2784	29%	2089	22%	4767
Wilkinson	2823	33%	2091	24%	4723
Winston	5031	28%	3901	22%	8787
Yalobusha	4708	39%	3355	28%	7886
Yazoo	6024	20%	4387	15%	10158
Out of State	17855	N/A	12417	N/A	28724
Total	844100	28%	625734	20%	1427908

*Those with unknown county of residence are excluded

**One dose of Pfizer/Moderna or one dose of Janssen (Johnson and Johnson) vaccine

***Second dose of Pfizer/Moderna or one dose of Janssen (Johnson and Johnson) vaccine