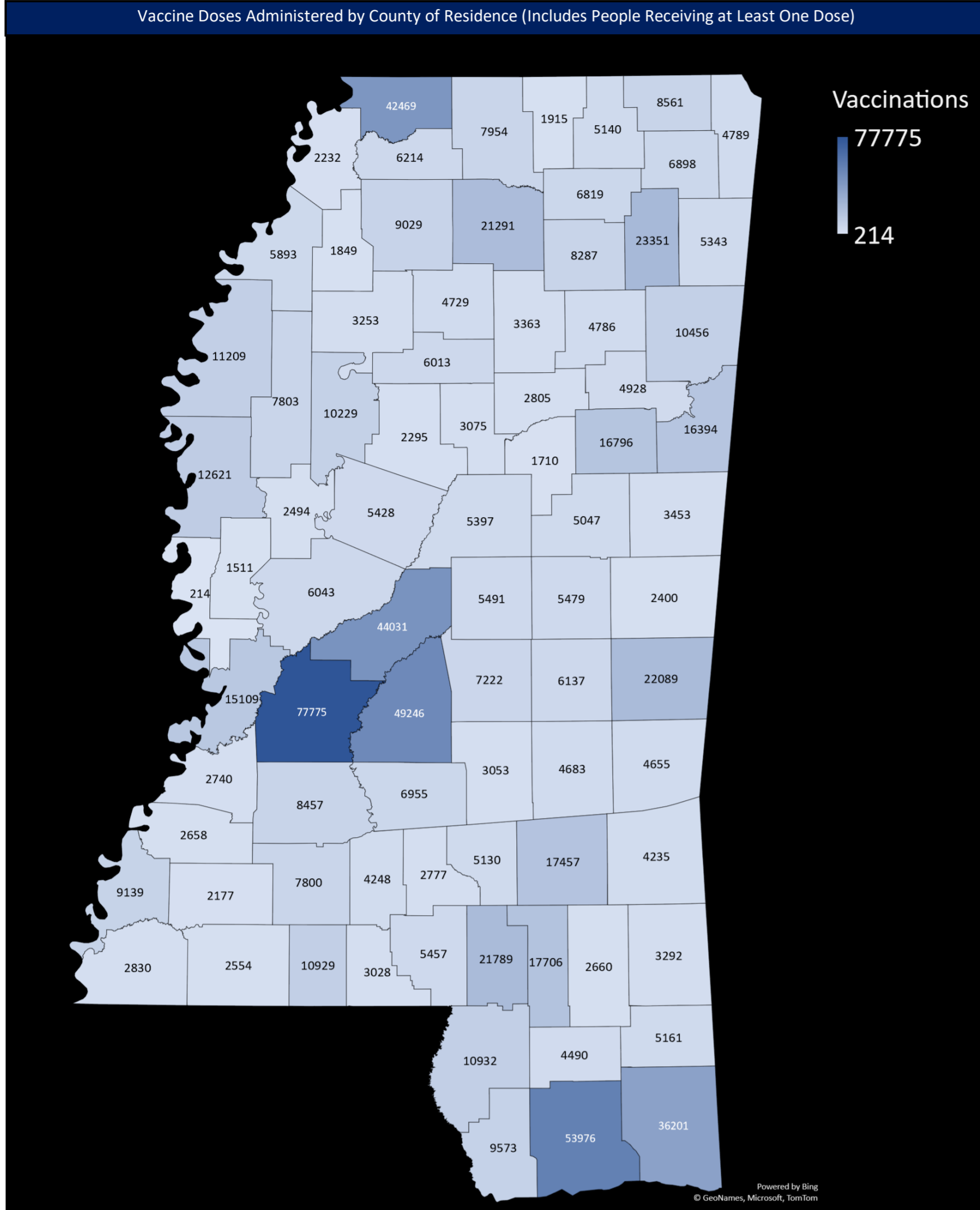


Mississippi State Department of Health COVID-19 Vaccination Reporting

Updated as of 8a.m. April 16, 2021 (Data are Provisional)

Vaccine providers administering COVID-19 vaccine are required to report the doses administered to the Mississippi Immunization Information Exchange (MIIX), the statewide immunization registry, within 24 hours after administration

Vaccine Doses Administered by County of Residence (Includes People Receiving at Least One Dose)



Total Reported Vaccinations by Mississippi Providers*

Total Doses Administered	1,532,912
People Receiving at Least One Dose**	903,642
People Fully Vaccinated***	671,741

*Includes Federal Agency Doses Administered (Bureau of Prisons, Veterans Health, Indian Health Services, Dept. of Defense)
 **One dose of Pfizer/Moderna or one dose of Johnson and Johnson vaccine
 ***Two doses of Pfizer/Moderna or one dose of Johnson and Johnson vaccine

Vaccine Doses Distributed

Fed. Pharmacy Partnership LTCF (CVS/Walgreens)	88,725
Mississippi Enrolled Providers*	1,707,370
Total	1,796,095

*Includes hospitals, private clinics, and MSDH drive through clinics

Vaccine Doses Administered by Facility

Facility	First Dose	Second Dose
Hospital	124,110	115,989
Pharmacies*	148,838	77,257
MSDH/Drive Throughs	374,389	283,614
Clinics	218,150	126,275

*Includes Doses administered in from CVS/ Walgreens LTCF Partnership

Federal Agency COVID-19 Vaccine Administration

Facility	First Dose	Second Dose
Bureau of Prisons	1,216	1,174
Veterans Health	20,965	16,778
Indian Health Service	3,142	1,567
Dept. of Defense	12,832	5,970

Vaccine Doses Administered by Race*

Race	Received at Least One Dose**	Fully Vaccinated***	Vaccinations	% of Total Doses Administered
White	481,082	376,174	835,033	59%
Black	277,339	194,935	456,917	32%
Asian	14,788	9,777	24,070	2%
AIAN****	1,264	880	2,074	0%
Pacific Islander	633	429	1,035	0%
Multi-racial	120	84	197	0%
Other	54,019	40,285	91,244	6%

*Those with unknown race are excluded
 **One dose of Pfizer/Moderna or one dose of Johnson and Johnson vaccine
 ***Second dose of Pfizer/Moderna or one dose of Johnson and Johnson vaccine
 ****American Indian and Alaskan Native

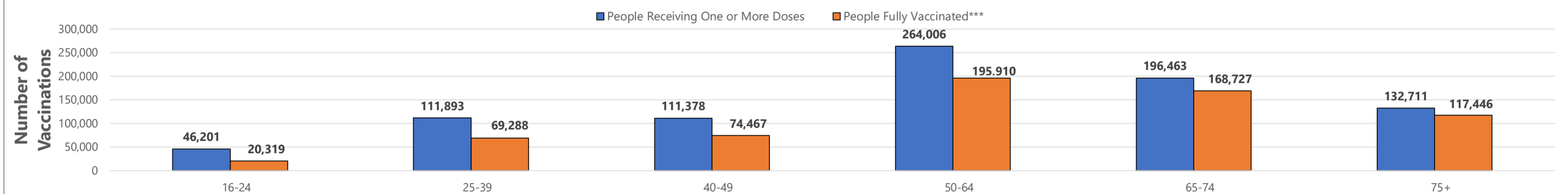
Vaccine Doses Administered by Ethnicity

Ethnicity	Received at Least One Dose*	Fully Vaccinated**	Vaccinations	% of Total Doses Administered
Not Hispanic	771,110	582,317	1,315,977	90%
Hispanic	16,652	9,353	24,971	2%
Unknown	79,725	54,512	127,674	9%

*One dose of Pfizer/Moderna or one dose of Johnson and Johnson vaccine
 **Second dose of Pfizer/Moderna or one dose of Johnson and Johnson vaccine

Age Group

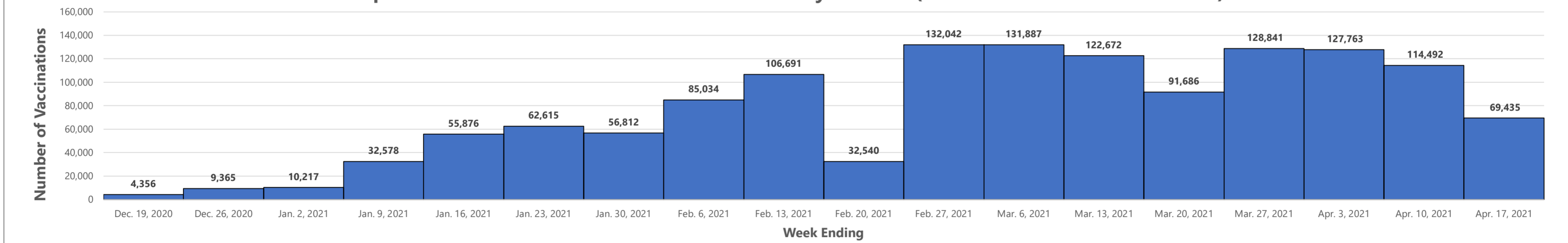
Reported People Receiving One or More Doses and People Fully Vaccinated by Age Group**



**Those with unknown ages are excluded
 ***Two doses of Pfizer/Moderna or one dose of Johnson and Johnson vaccine

Weekly Overall Totals

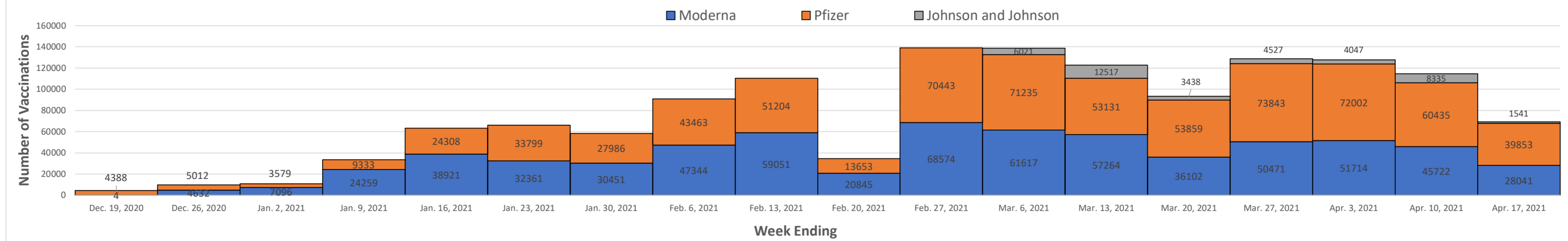
Reported COVID-19 Vaccine Doses Administered by Week*** (Includes First and Second Doses)



***Those with unknown week of vaccine administration are excluded

Weekly Dose Totals

Reported COVID-19 Vaccine Doses Administered by Week*** (Includes First and Second Doses)



***Those with unknown week of vaccine administration are excluded

Vaccine Doses Administered by County of Residence (Updated as of 8am 4/16/2021)*

County of Residence	People Receiving at least One Dose**	% of Total Pop. Receiving at least One Dose	People Fully Vaccinated***	% of Total Pop. Fully Vaccinated	Total Doses Administered
Adams	9139	30%	7001	22%	15726
Alcorn	8561	23%	6783	18%	15182
Amite	2554	21%	2006	16%	4311
Attala	5397	30%	4261	23%	9536
Benton	1915	23%	1407	17%	3164
Bolivar	11209	37%	8521	27%	19055
Calhoun	3363	23%	2617	18%	5684
Carroll	2295	23%	1764	18%	4015
Chickasaw	4786	28%	3485	20%	7964
Choctaw	1710	21%	1214	14%	2754
Claiborne	2740	30%	1761	19%	4308
Clarke	4655	30%	3374	22%	7717
Clay	4928	26%	3984	20%	8276
Coahoma	5893	27%	4398	19%	9872
Copiah	8457	30%	6211	22%	14142
Covington	5130	28%	3868	20%	8664
Desoto	42469	23%	28900	15%	70089
Forrest	17706	24%	13364	18%	30289
Franklin	2177	28%	1665	21%	3665
George	5161	21%	4098	16%	9017
Greene	3292	24%	1603	12%	4773
Grenada	6013	29%	4786	23%	10647
Hancock	9573	20%	7393	15%	16358
Harrison	53976	26%	40091	19%	92004
Hinds	7775	34%	59443	25%	133745
Holmes	5428	32%	3987	23%	9087
Humphreys	2494	31%	1777	21%	4065
Issaquena	214	16%	148	10%	371
Itawamba	5343	23%	4202	18%	9329
Jackson	36201	25%	27438	19%	62838
Jasper	4683	29%	3547	22%	7848
Jefferson	2658	38%	1898	26%	4343
Jefferson Davis	2777	25%	2173	19%	4687
Jones	17457	26%	13372	19%	29810
Kemper	2400	25%	1768	18%	4032
Lafayette	21291	39%	16854	31%	37442
Lamar	21789	34%	17243	27%	38268
Lauderdale	22089	30%	16490	22%	37402
Lawrence	4248	34%	3388	27%	7516
Leake	5491	24%	4300	19%	9553
Lee	23351	27%	17374	20%	40007
Leflore	10229	36%	7115	25%	17170
Lincoln	7800	23%	6199	18%	13753
Lowndes	16394	28%	12675	21%	28015
Madison	44031	41%	34736	32%	76891
Marion	5457	22%	4327	17%	9129
Marshall	7954	23%	5353	15%	12720
Monroe	10456	30%	7680	21%	17549
Montgomery	3075	31%	2322	24%	5329
Neshoba	5479	19%	4400	15%	9764
Newton	6137	29%	4658	22%	10462
Noxubee	3453	33%	2569	24%	5364
Oktoberfest	16796	34%	10546	20%	26433
Panola	9029	26%	6838	19%	15535
Pearl River	10932	20%	8218	14%	18223
Perry	2660	22%	2151	18%	4630
Pike	10929	28%	8006	20%	18130
Pontotoc	8287	26%	6266	19%	14129
Prentiss	6898	27%	5003	20%	11643
Quitman	1849	27%	1305	18%	3075
Rankin	49246	32%	37950	24%	85025
Scott	7222	26%	5641	20%	12414
Sharkey	1511	35%	1073	22%	2560
Simpson	6955	26%	5326	20%	11690
Smith	3053	19%	2309	14%	5173
Stone	4490	24%	3549	19%	7793
Sunflower	7803	31%	5209	20%	12618
Tallahatchie	3253	24%	2457	17%	5607
Tate	6214	22%	4364	15%	10180
Tippah	5140	23%	3856	17%	8589
Tishomingo	4789	25%	3857	20%	8235
Tunica	2232	23%	1738	18%	3510
Union	6819	24%	5078	18%	11692
Walthall	3028	21%	2327	16%	5054
Warren	15109	33%	10549	23%	25031
Washington	12621	29%	9224	20%	20733
Wayne	4235	21%	3043	15%	6856
Webster	2805	29%	2117	22%	4814
Wilkinson	2830	33%	2111	24%	4750
Winston	5047	28%	3934	22%	8835
Yalobusha	4729	39%	3448	28%	7995
Yazoo	6043	20%	4490	15%	10279
Out of State	17976	N/A	12478	N/A	29133
Total	849783	28%	636452	21%	1444065

*Those with unknown county of residence are excluded

**One dose of Pfizer/Moderna or one dose of Janssen (Johnson and Johnson) vaccine

***Second dose of Pfizer/Moderna or one dose of Janssen (Johnson and Johnson) vaccine