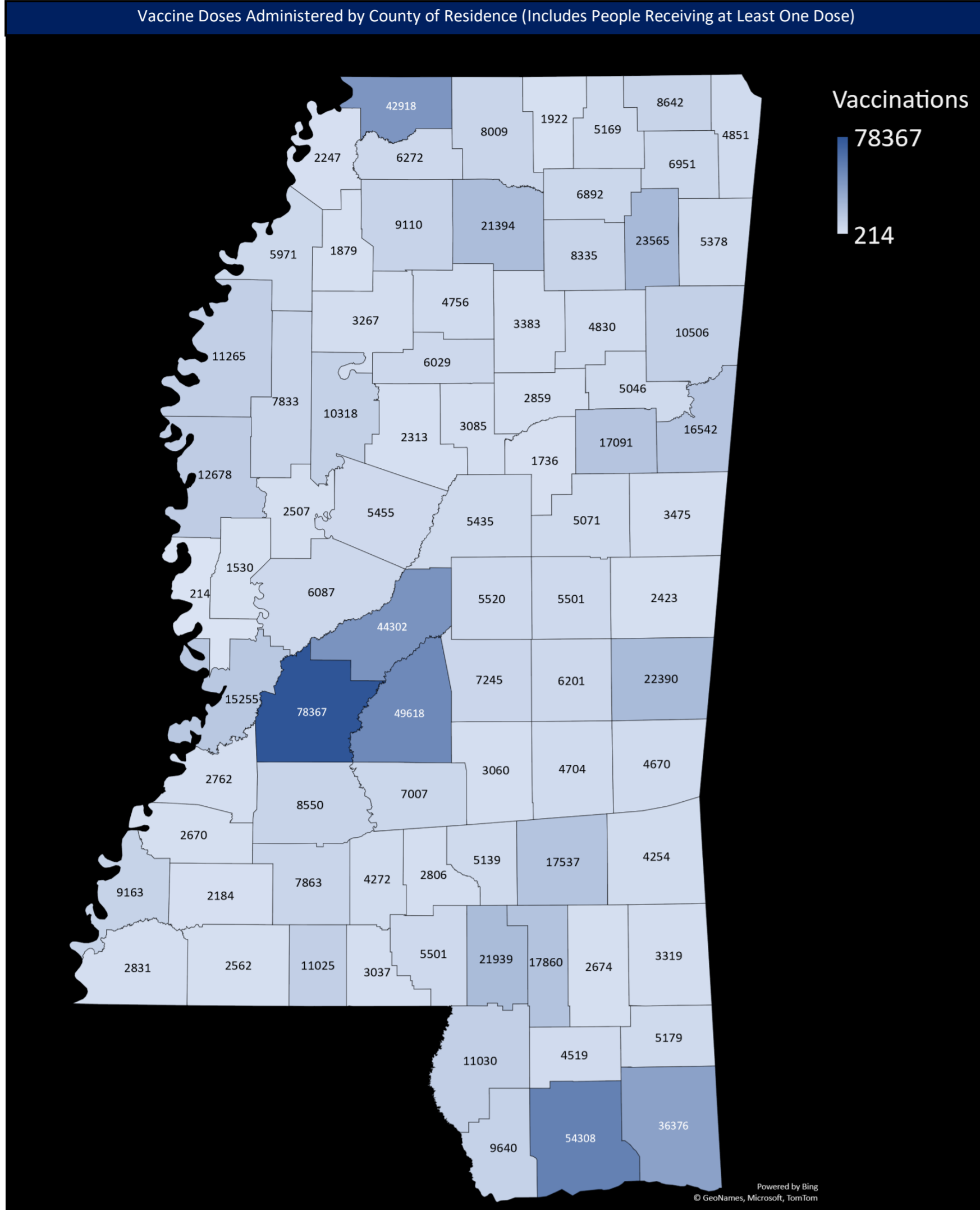


Mississippi State Department of Health COVID-19 Vaccination Reporting

Updated as of 8a.m. April 18, 2021 (Data are Provisional)

Vaccine providers administering COVID-19 vaccine are required to report the doses administered to the Mississippi Immunization Information Exchange (MIIX), the statewide immunization registry, within 24 hours after administration

Vaccine Doses Administered by County of Residence (Includes People Receiving at Least One Dose)



Total Reported Vaccinations by Mississippi Providers*

Total Doses Administered	1,558,394
People Receiving at Least One Dose**	911,505
People Fully Vaccinated***	689,602

*Includes Federal Agency Doses Administered (Bureau of Prisons, Veterans Health, Indian Health Services, Dept. of Defense)
 **One dose of Pfizer/Moderna or one dose of Johnson and Johnson vaccine
 ***Two doses of Pfizer/Moderna or one dose of Johnson and Johnson vaccine

Vaccine Doses Distributed

Fed. Pharmacy Partnership LTCF (CVS/Walgreens)	88,725
Mississippi Enrolled Providers*	1,707,370
Total	1,796,095

*Includes hospitals, private clinics, and MSDH drive through clinics

Vaccine Doses Administered by Facility

Facility	First Dose	Second Dose
Hospital	124,959	117,755
Pharmacies*	151,602	82,349
MSDH/Drive Throughs	376,376	290,080
Clinics	220,413	130,570

*Includes Doses administered in from CVS/ Walgreens LTCF Partnership

Federal Agency COVID-19 Vaccine Administration

Facility	First Dose	Second Dose
Bureau of Prisons	1,216	1,174
Veterans Health	20,965	16,778
Indian Health Service	3,142	1,567
Dept. of Defense	12,832	5,970

Vaccine Doses Administered by Race*

Race	Received at Least One Dose**	Fully Vaccinated***	Vaccinations	% of Total Doses Administered
White	484,292	376,174	847,920	59%
Black	280,076	194,935	466,677	33%
Asian	14,927	9,777	24,595	2%
AIAN****	1,274	880	2,132	0%
Pacific Islander	640	429	1,065	0%
Multi-racial	123	84	202	0%
Other	54,229	40,285	92,444	6%

*Those with unknown race are excluded
 **One dose of Pfizer/Moderna or one dose of Johnson and Johnson vaccine
 ***Second dose of Pfizer/Moderna or one dose of Johnson and Johnson vaccine
 ****American Indian and Alaskan Native

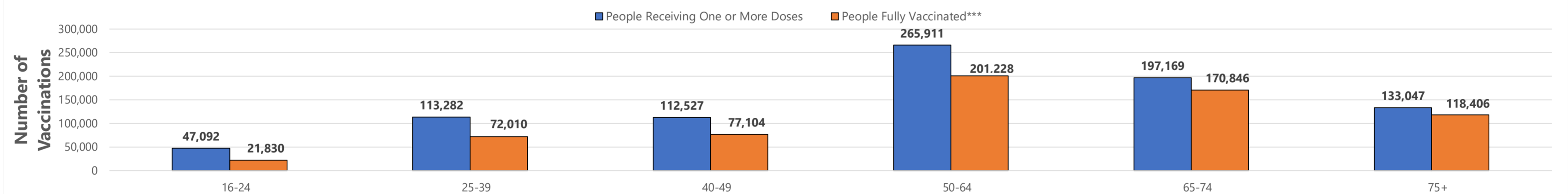
Vaccine Doses Administered by Ethnicity

Ethnicity	Received at Least One Dose*	Fully Vaccinated**	Vaccinations	% of Total Doses Administered
Not Hispanic	776,790	582,317	1,338,027	90%
Hispanic	17,021	9,353	25,940	2%
Unknown	78,137	54,512	130,137	9%

*One dose of Pfizer/Moderna or one dose of Johnson and Johnson vaccine
 **Second dose of Pfizer/Moderna or one dose of Johnson and Johnson vaccine

Age Group

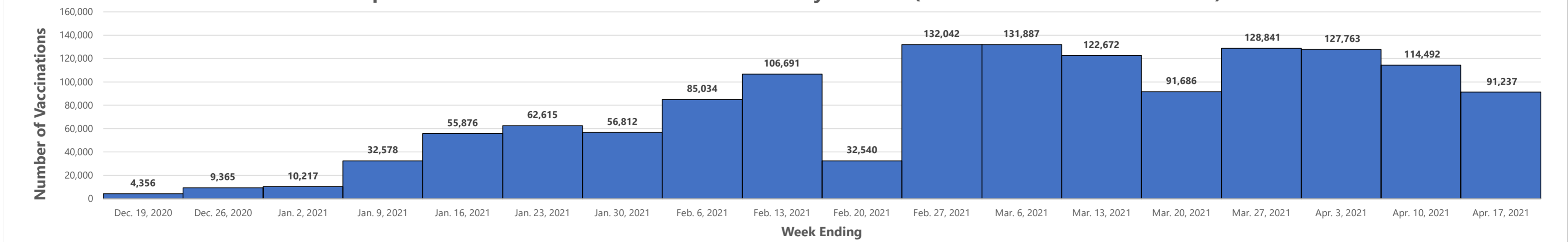
Reported People Receiving One or More Doses and People Fully Vaccinated by Age Group**



**Those with unknown ages are excluded
 ***Two doses of Pfizer/Moderna or one dose of Johnson and Johnson vaccine

Weekly Overall Totals

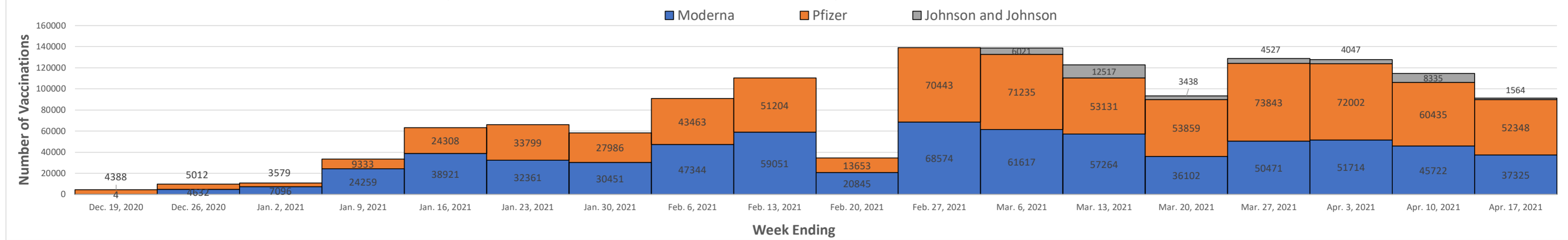
Reported COVID-19 Vaccine Doses Administered by Week*** (Includes First and Second Doses)



***Those with unknown week of vaccine administration are excluded

Weekly Dose Totals

Reported COVID-19 Vaccine Doses Administered by Week*** (Includes First and Second Doses)



***Those with unknown week of vaccine administration are excluded

Vaccine Doses Administered by County of Residence (Updated as of 8am 4/18/2021)*

County of Residence	People Receiving at least One Dose**	% of Total Pop. Receiving at least One Dose	People Fully Vaccinated***	% of Total Pop. Fully Vaccinated	Total Doses Administered
Adams	9171	30%	7093	23%	15847
Alcorn	8658	23%	6946	19%	15442
Amite	2565	21%	2053	17%	4369
Attala	5444	30%	4310	24%	9630
Benton	1922	23%	1463	18%	3227
Bolivar	11281	37%	8914	29%	19520
Calhoun	3387	24%	2667	19%	5758
Carroll	2315	23%	1805	18%	4076
Chickasaw	4843	28%	3591	21%	8127
Choctaw	1738	21%	1264	15%	2832
Claiborne	2763	31%	1864	21%	4434
Clarke	4687	30%	3435	22%	7808
Clay	5052	26%	4047	21%	8462
Coahoma	5975	27%	4592	20%	10146
Copiah	8571	30%	6496	23%	14540
Covington	5139	28%	3933	21%	8738
Desoto	43037	23%	30074	16%	71827
Forrest	17885	24%	13707	18%	30811
Franklin	2187	28%	1693	22%	3703
George	5182	21%	4150	17%	9087
Greene	3319	24%	1620	12%	4817
Grenada	6034	29%	4869	23%	10749
Hancock	9718	20%	7541	16%	16620
Harrison	54393	26%	40989	20%	93292
Hinds	78456	34%	60828	26%	135810
Holmes	5460	32%	4108	24%	9240
Humphreys	2512	31%	1835	23%	4141
Issaquena	214	16%	150	11%	373
Itawamba	5387	23%	4310	18%	9481
Jackson	36443	25%	28540	20%	64146
Jasper	4721	29%	3612	22%	7950
Jefferson	2672	38%	1924	27%	4382
Jefferson Davis	2813	25%	2198	20%	4748
Jones	17562	26%	13493	20%	30036
Kemper	2426	25%	1801	18%	4085
Lafayette	21411	40%	17337	32%	38034
Lamar	21961	35%	17597	28%	38792
Lauderdale	22400	30%	16993	23%	38216
Lawrence	4274	34%	3445	27%	7599
Leake	5530	24%	4404	19%	9694
Lee	23617	28%	17934	21%	40833
Leflore	10327	37%	7426	26%	17579
Lincoln	7874	23%	6259	18%	13887
Lowndes	16556	28%	12775	22%	28275
Madison	44360	42%	35652	33%	78135
Marion	5516	22%	4388	18%	9249
Marshall	8062	23%	5573	16%	13048
Monroe	10520	30%	7833	22%	17766
Montgomery	3085	32%	2406	25%	5423
Neshoba	5501	19%	4426	15%	9812
Newton	6207	30%	4819	23%	10681
Noxubee	3475	33%	2671	26%	5487
Oktibbeha	17099	34%	11117	22%	27286
Panola	9123	27%	7067	21%	15832
Pearl River	11053	20%	8315	15%	18439
Perry	2674	22%	2185	18%	4678
Pike	11033	28%	8141	21%	18369
Pontotoc	8360	26%	6556	20%	14491
Prentiss	6960	28%	5116	20%	11818
Quitman	1880	28%	1372	20%	3164
Rankin	49702	32%	39152	25%	86680
Scott	7252	26%	5764	20%	12567
Sharkey	1532	35%	1081	25%	2589
Simpson	7016	26%	5427	20%	11852
Smith	3068	19%	2321	15%	5200
Stone	4527	25%	3593	20%	7874
Sunflower	7836	31%	5340	21%	12781
Tallahatchie	3267	24%	2581	19%	5742
Tate	6291	22%	4513	16%	10405
Tippah	5178	23%	4046	18%	8817
Tishomingo	4854	25%	3918	20%	8361
Tunica	2254	23%	1765	18%	3559
Union	6908	24%	5312	18%	12015
Walthall	3047	21%	2351	16%	5097
Warren	15270	34%	11119	24%	25762
Washington	12693	29%	9316	21%	20897
Wayne	4261	21%	3156	16%	6995
Webster	2871	30%	2176	22%	4939
Wilkinson	2835	33%	2207	25%	4851
Winston	5079	28%	4109	23%	9042
Yalobusha	4757	39%	3583	30%	8157
Yazoo	6097	21%	4623	15%	10466
Out of State	17976	N/A	12478	N/A	29133
Total	857361	28%	653653	21%	1468622

*Those with unknown county of residence are excluded

**One dose of Pfizer/Moderna or one dose of Janssen (Johnson and Johnson) vaccine

***Second dose of Pfizer/Moderna or one dose of Janssen (Johnson and Johnson) vaccine