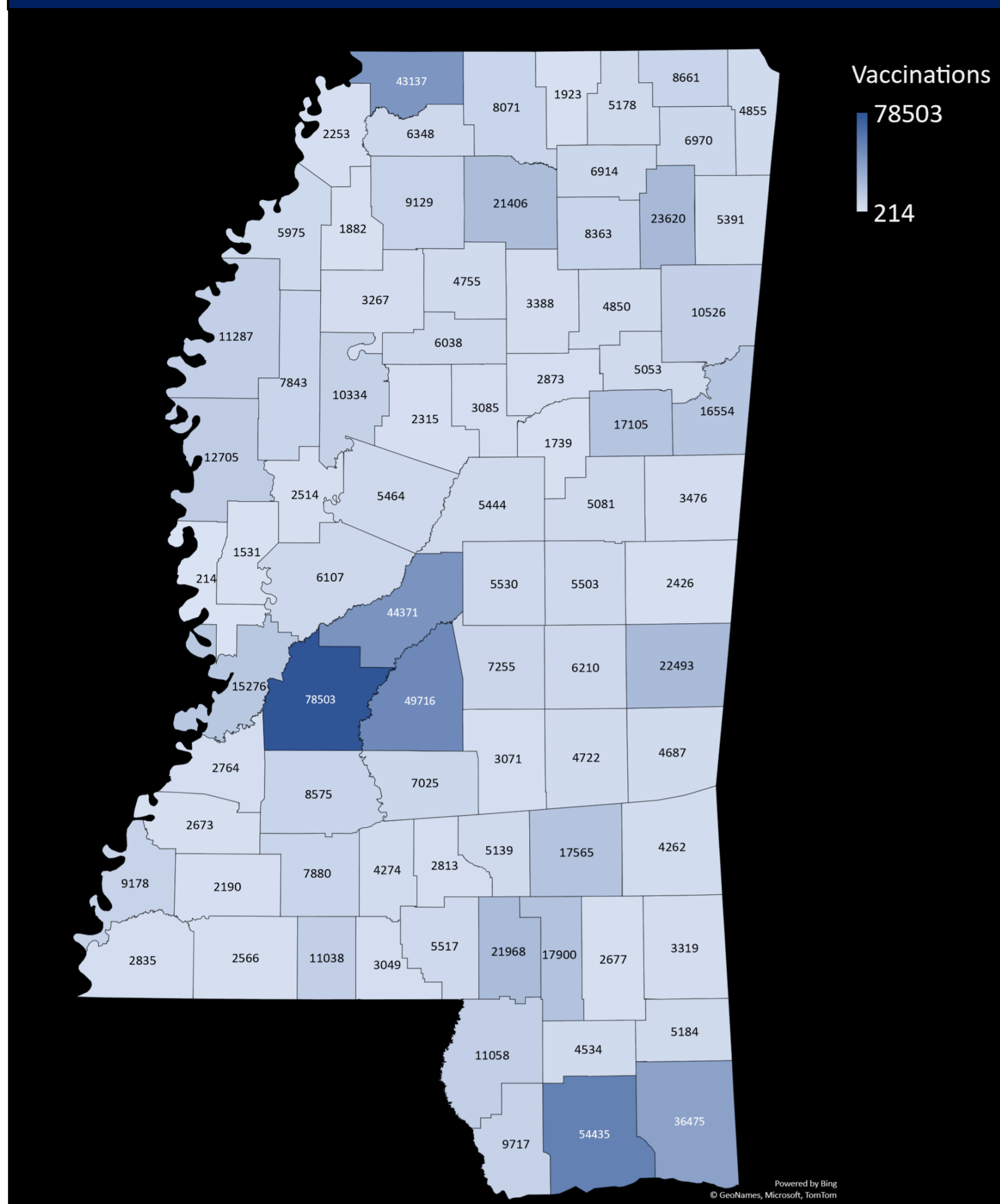


Mississippi State Department of Health COVID-19 Vaccination Reporting

Updated as of 8a.m. April 19, 2021 (Data are Provisional)

Vaccine providers administering COVID-19 vaccine are required to report the doses administered to the Mississippi Immunization Information Exchange (MIIX), the statewide immunization registry, within 24 hours after administration

Vaccine Doses Administered by County of Residence (Includes People Receiving at Least One Dose)



Total Reported Vaccinations by Mississippi Providers*

Total Doses Administered	1,561,626
People Receiving at Least One Dose**	912,743
People Fully Vaccinated***	691,599

*Includes Federal Agency Doses Administered (Bureau of Prisons, Veterans Health, Indian Health Services, Dept. of Defense)
 **One dose of Pfizer/Moderna or one dose of Johnson and Johnson vaccine
 ***Two doses of Pfizer/Moderna or one dose of Johnson and Johnson vaccine

Vaccine Doses Distributed

Fed. Pharmacy Partnership LTCF (CVS/Walgreens)	88,725
Mississippi Enrolled Providers*	1,777,350
Total	1,866,075

*Includes hospitals, private clinics, and MSDH drive through clinics

Vaccine Doses Administered by Facility

Facility	First Dose	Second Dose
Hospital	124,974	117,755
Pharmacies*	152,164	83,683
MSDH/Drive Throughs	376,375	290,080
Clinics	220,505	130,657

*Includes Doses administered in from CVS/ Walgreens LTCF Partnership

Federal Agency COVID-19 Vaccine Administration

Facility	First Dose	Second Dose
Bureau of Prisons	1,463	1,176
Veterans Health	21,042	17,108
Indian Health Service	3,177	1,622
Dept. of Defense	13,043	6,154

Vaccine Doses Administered by Race*

Race	Received at Least One Dose**	Fully Vaccinated***	Vaccinations	% of Total Doses Administered
White	485,396	386,246	849,259	59%
Black	280,806	202,096	467,496	33%
Asian	14,983	10,194	24,675	2%
AIAN****	1,283	923	2,137	0%
Pacific Islander	644	448	1,065	0%
Multi-racial	126	86	205	0%
Other	54,317	41,194	92,428	6%

*Those with unknown race are excluded
 **One dose of Pfizer/Moderna or one dose of Johnson and Johnson vaccine
 ***Second dose of Pfizer/Moderna or one dose of Johnson and Johnson vaccine
 ****American Indian and Alaskan Native

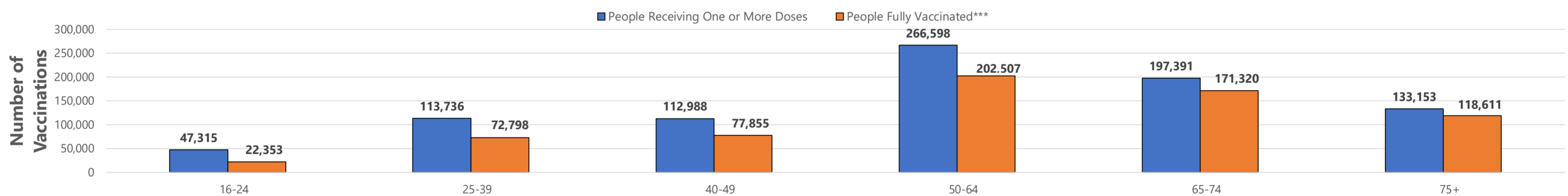
Vaccine Doses Administered by Ethnicity

Ethnicity	Received at Least One Dose*	Fully Vaccinated**	Vaccinations	% of Total Doses Administered
Not Hispanic	778,285	599,004	1,339,624	90%
Hispanic	17,151	9,916	26,028	2%
Unknown	78,582	56,549	130,541	9%

*One dose of Pfizer/Moderna or one dose of Johnson and Johnson vaccine
 **Second dose of Pfizer/Moderna or one dose of Johnson and Johnson vaccine

Age Group

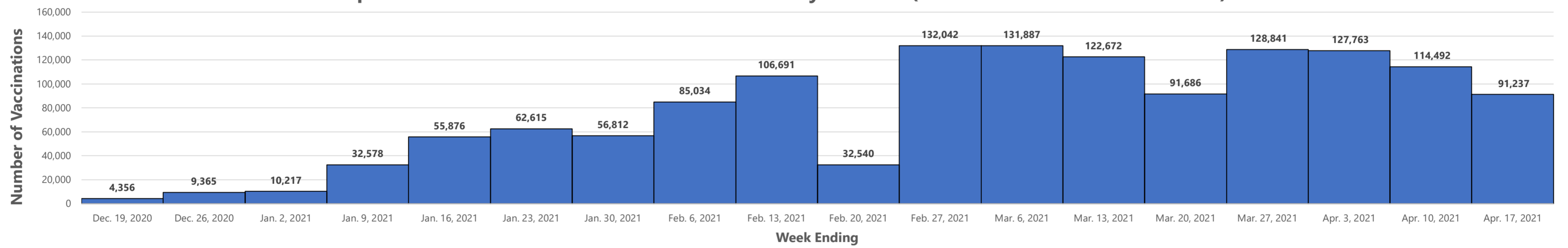
Reported People Receiving One or More Doses and People Fully Vaccinated by Age Group**



**Those with unknown ages are excluded
 ***Two doses of Pfizer/Moderna or one dose of Johnson and Johnson vaccine

Weekly Overall Totals

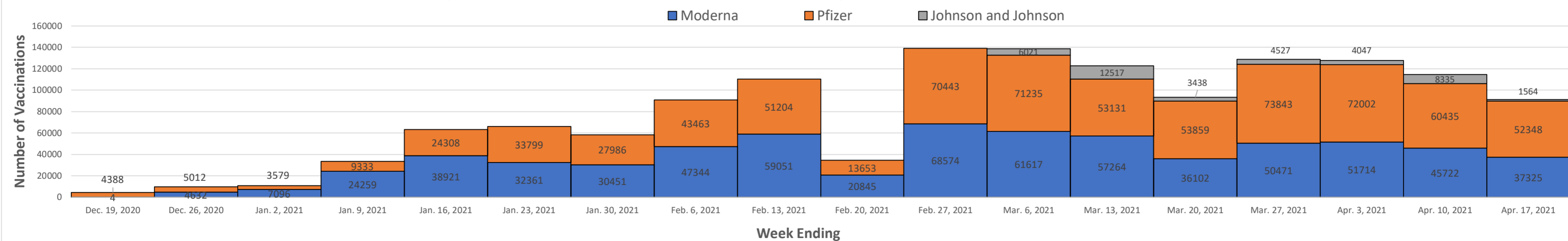
Reported COVID-19 Vaccine Doses Administered by Week*** (Includes First and Second Doses)



***Those with unknown week of vaccine administration are excluded

Weekly Dose Totals

Reported COVID-19 Vaccine Doses Administered by Week*** (Includes First and Second Doses)



***Those with unknown week of vaccine administration are excluded

Vaccine Doses Administered by County of Residence (Updated as of 8am 4/19/2021)*

County of Residence	People Receiving at least One Dose**	% of Total Pop. Receiving at least One Dose	People Fully Vaccinated***	% of Total Pop. Fully Vaccinated	Total Doses Administered
Adams	9178	30%	7097	23%	15858
Alcorn	8661	23%	6959	19%	15458
Amite	2566	21%	2053	17%	4370
Attala	5444	30%	4318	24%	9638
Benton	1923	23%	1464	18%	3229
Bolivar	11287	37%	8933	29%	19545
Calhoun	3388	24%	2670	19%	5762
Carroll	2315	23%	1807	18%	4078
Chickasaw	4850	28%	3600	21%	8143
Choctaw	1739	21%	1264	15%	2833
Claiborne	2764	31%	1865	21%	4436
Clarke	4687	30%	3436	22%	7809
Clay	5053	26%	4049	21%	8465
Coahoma	5975	27%	4594	21%	10148
Copiah	8575	31%	6515	23%	14563
Covington	5139	28%	3962	21%	8767
Desoto	43137	23%	30266	16%	72119
Forrest	17900	24%	13715	18%	30834
Franklin	2190	28%	1693	22%	3706
George	5184	21%	4151	17%	9090
Greene	3319	24%	1621	12%	4818
Grenada	6038	29%	4873	23%	10757
Hancock	9717	20%	7548	16%	16626
Harrison	54435	26%	41019	20%	93361
Hinds	78503	34%	61078	26%	136107
Holmes	5464	32%	4121	24%	9257
Humphreys	2514	31%	1835	23%	4143
Issaquena	214	16%	150	11%	373
Itawamba	5391	23%	4313	18%	9488
Jackson	36475	25%	28568	20%	64205
Jasper	4722	29%	3614	22%	7953
Jefferson	2673	38%	1924	28%	4383
Jefferson Davis	2813	25%	2202	20%	4752
Jones	17565	26%	13504	20%	30050
Kemper	2426	25%	1804	19%	4088
Lafayette	21406	40%	17360	32%	38052
Lamar	21968	35%	17603	28%	38805
Lauderdale	22493	30%	17008	23%	38324
Lawrence	4274	34%	3447	27%	7601
Leake	5530	24%	4415	19%	9705
Lee	23620	28%	17963	21%	40865
Leflore	10334	37%	7436	26%	17596
Lincoln	7880	23%	6260	18%	13894
Lowndes	16554	28%	12789	22%	28287
Madison	44371	42%	35764	34%	78258
Marion	5517	22%	4397	18%	9259
Marshall	8071	23%	5588	16%	13072
Monroe	10526	30%	7842	22%	17781
Montgomery	3085	32%	2407	25%	5424
Neshoba	5503	19%	4430	15%	9818
Newton	6210	30%	4831	23%	10696
Noxubee	3476	33%	2675	26%	5492
Oktoberfest	17105	34%	11146	22%	27321
Panola	9129	27%	7079	21%	15850
Pearl River	11058	20%	8317	15%	18446
Perry	2677	22%	2187	18%	4683
Pike	11038	28%	8145	21%	18378
Pontotoc	8363	26%	6564	20%	14502
Prentiss	6970	28%	5124	20%	11836
Quitman	1882	28%	1375	20%	3169
Rankin	49716	32%	39303	25%	86845
Scott	7255	26%	5770	21%	12576
Sharkey	1531	35%	1082	25%	2589
Simpson	7025	26%	5432	20%	11866
Smith	3071	19%	2321	15%	5203
Stone	4534	25%	3594	20%	7882
Sunflower	7843	31%	5346	21%	12794
Tallahatchie	3267	24%	2584	19%	5745
Tate	6348	22%	4543	16%	10492
Tippah	5178	24%	4068	18%	8839
Tishomingo	4855	25%	3922	20%	8366
Tunica	2253	23%	1775	18%	3568
Union	6914	24%	5325	18%	12034
Walthall	3049	21%	2352	16%	5100
Warren	15276	34%	11146	25%	25795
Washington	12705	29%	9331	21%	20924
Wayne	4262	21%	3159	16%	6999
Webster	2873	30%	2176	22%	4941
Wilkinson	2835	33%	2207	26%	4851
Winston	5081	28%	4111	23%	9046
Yalobusha	4755	39%	3585	30%	8157
Yazoo	6107	21%	4632	16%	10485
Out of State	18121	N/A	12824	N/A	29615
Total	858118	28%	655325	21%	1471038

*Those with unknown county of residence are excluded

**One dose of Pfizer/Moderna or one dose of Janssen (Johnson and Johnson) vaccine

***Second dose of Pfizer/Moderna or one dose of Janssen (Johnson and Johnson) vaccine