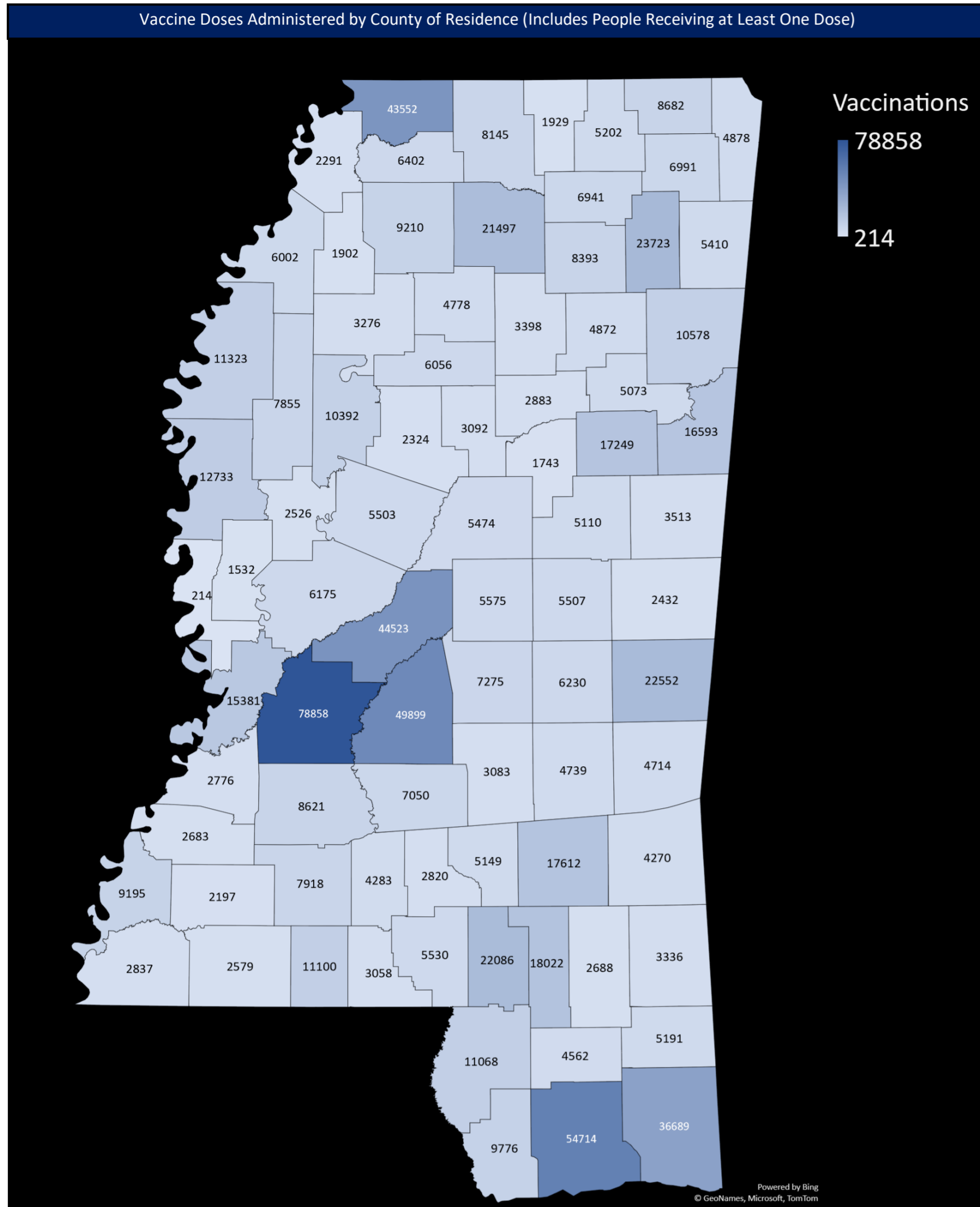


Mississippi State Department of Health COVID-19 Vaccination Reporting

Updated as of 8a.m. April 20, 2021 (Data are Provisional)

Vaccine providers administering COVID-19 vaccine are required to report the doses administered to the Mississippi Immunization Information Exchange (MIIX), the statewide immunization registry, within 24 hours after administration

Vaccine Doses Administered by County of Residence (Includes People Receiving at Least One Dose)



Total Reported Vaccinations by Mississippi Providers*

Total Doses Administered	1,575,798
People Receiving at Least One Dose**	916,895
People Fully Vaccinated***	701,771

*Includes Federal Agency Doses Administered (Bureau of Prisons, Veterans Health, Indian Health Services, Dept. of Defense)
**One dose of Pfizer/Moderna or one dose of Johnson and Johnson vaccine
***Two doses of Pfizer/Moderna or one dose of Johnson and Johnson vaccine

Vaccine Doses Distributed

Fed. Pharmacy Partnership LTCF (CVS/Walgreens)	88,725
Mississippi Enrolled Providers*	1,777,350
Total	1,866,075

*Includes hospitals, private clinics, and MSDH drive through clinics

Vaccine Doses Administered by Facility

Facility	First Dose	Second Dose
Hospital	125,467	118,470
Pharmacies*	153,305	85,412
MSDH/Drive Throughs	377,565	295,140
Clinics	221,833	133,173

*Includes Doses administered in from CVS/ Walgreens LTCF Partnership

Federal Agency COVID-19 Vaccine Administration

Facility	First Dose	Second Dose
Bureau of Prisons	1,463	1,176
Veterans Health	21,042	17,108
Indian Health Service	3,177	1,622
Dept. of Defense	13,043	6,154

Vaccine Doses Administered by Race*

Race	Received at Least One Dose**	Fully Vaccinated***	Vaccinations	% of Total Doses Administered
White	487,160	391,258	855,959	59%
Black	282,621	205,951	473,112	33%
Asian	15,120	10,546	25,162	2%
AIAN****	1,293	944	2,167	0%
Pacific Islander	647	472	1,092	0%
Multi-racial	126	86	205	0%
Other	54,718	41,916	93,540	6%

*Those with unknown race are excluded
**One dose of Pfizer/Moderna or one dose of Johnson and Johnson vaccine
***Second dose of Pfizer/Moderna or one dose of Johnson and Johnson vaccine
****American Indian and Alaskan Native

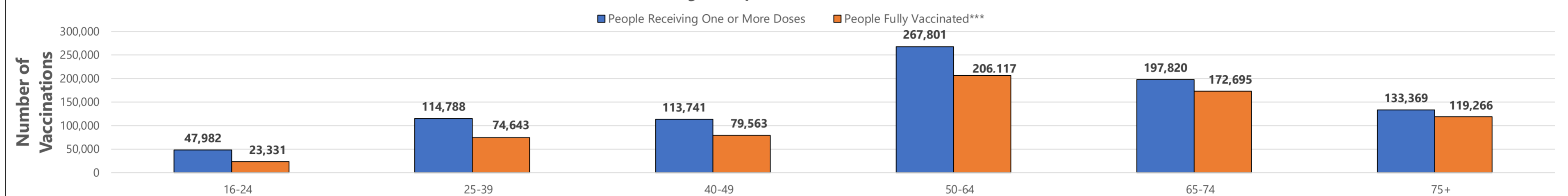
Vaccine Doses Administered by Ethnicity

Ethnicity	Received at Least One Dose*	Fully Vaccinated**	Vaccinations	% of Total Doses Administered
Not Hispanic	782,050	608,123	1,352,379	90%
Hispanic	17,356	10,261	26,577	2%
Unknown	78,764	57,257	131,409	9%

*One dose of Pfizer/Moderna or one dose of Johnson and Johnson vaccine
**Second dose of Pfizer/Moderna or one dose of Johnson and Johnson vaccine

Age Group

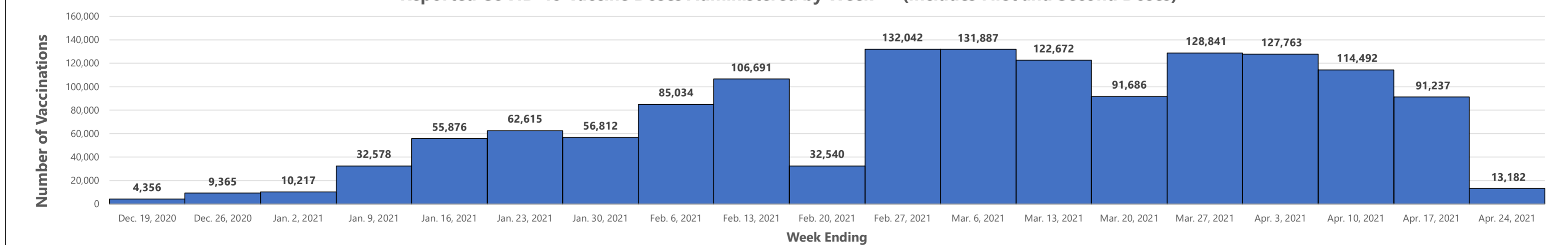
Reported People Receiving One or More Doses and People Fully Vaccinated by Age Group**



**Those with unknown ages are excluded
***Two doses of Pfizer/Moderna or one dose of Johnson and Johnson vaccine

Weekly Overall Totals

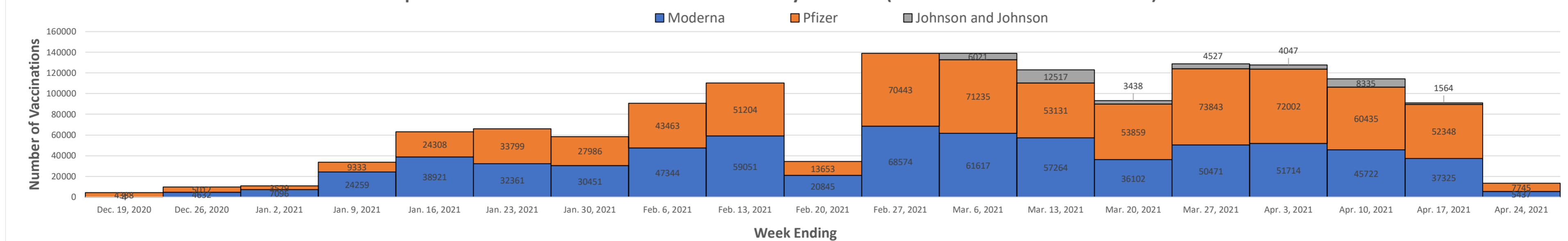
Reported COVID-19 Vaccine Doses Administered by Week*** (Includes First and Second Doses)



***Those with unknown week of vaccine administration are excluded

Weekly Dose Totals

Reported COVID-19 Vaccine Doses Administered by Week*** (Includes First and Second Doses)



***Those with unknown week of vaccine administration are excluded

Vaccine Doses Administered by County of Residence (Updated as of 8am 4/20/2021)*

County of Residence	People Receiving at least One Dose**	% of Total Pop. Receiving at least One Dose	People Fully Vaccinated***	% of Total Pop. Fully Vaccinated	Total Doses Administered
Adams	9195	30%	7141	23%	15919
Alcorn	8682	23%	7034	19%	15554
Amite	2579	21%	2070	17%	4400
Attala	5474	30%	4412	24%	9762
Benton	1929	23%	1494	18%	3265
Bolivar	11323	37%	8976	29%	19625
Calhoun	3398	24%	2713	19%	5815
Carroll	2324	23%	1841	19%	4121
Chickasaw	4872	28%	3650	21%	8215
Choctaw	1743	21%	1273	16%	2846
Claiborne	2776	31%	1911	21%	4494
Clarke	4714	30%	3442	22%	7842
Clay	5073	26%	4133	21%	8569
Coahoma	6002	27%	4660	21%	10239
Copiah	8621	31%	6579	23%	14672
Covington	5149	28%	3978	21%	8791
Desoto	43552	24%	30930	17%	73192
Forrest	18022	24%	13896	19%	31136
Franklin	2197	28%	1743	23%	3763
George	5191	21%	4209	17%	9155
Greene	3336	25%	1631	12%	4845
Grenada	6056	29%	4906	24%	10807
Hancock	9776	21%	7835	16%	16972
Harrison	54714	26%	42100	20%	94707
Hinds	78858	34%	61871	27%	137254
Holmes	5503	32%	4186	25%	9361
Humphreys	2526	31%	1854	23%	4174
Issaquena	214	16%	151	11%	375
Itawamba	5410	23%	4353	19%	9547
Jackson	36689	26%	29344	20%	65188
Jasper	4739	29%	3632	22%	7982
Jefferson	2683	38%	1975	28%	4444
Jefferson Davis	2820	25%	2225	20%	4781
Jones	17612	26%	13559	20%	30147
Kemper	2432	25%	1807	19%	4097
Lafayette	21497	40%	17695	33%	38470
Lamar	22086	35%	17753	28%	39072
Lauderdale	22552	30%	17029	23%	38404
Lawrence	4283	34%	3478	28%	7641
Leake	5575	24%	4429	19%	9764
Lee	23723	28%	18209	21%	41214
Leflore	10392	37%	7709	27%	17926
Lincoln	7918	23%	6314	18%	13985
Lowndes	16593	28%	13251	23%	28788
Madison	44523	42%	36074	34%	78720
Marion	5530	23%	4424	18%	9298
Marshall	8145	23%	5778	16%	13334
Monroe	10578	30%	8018	23%	18007
Montgomery	3092	32%	2453	25%	5477
Neshoba	5507	19%	4432	15%	9824
Newton	6230	30%	4844	23%	10729
Noxubee	3513	34%	2734	26%	5588
Oktoberfest	17249	35%	11407	23%	27727
Panola	9210	27%	7292	21%	16102
Pearl River	11068	20%	8366	15%	18504
Perry	2688	22%	2202	18%	4709
Pike	11100	28%	8263	21%	18558
Pontotoc	8393	26%	6641	21%	14609
Prentiss	6991	28%	5285	21%	12017
Quitman	1902	28%	1443	21%	3250
Rankin	49899	32%	39571	25%	87292
Scott	7275	26%	5870	21%	12695
Sharkey	1532	35%	1083	25%	2591
Simpson	7050	26%	5525	21%	11982
Smith	3083	19%	2336	15%	5223
Stone	4562	25%	3628	20%	7944
Sunflower	7855	31%	5447	22%	12907
Tallahatchie	3276	24%	2623	19%	5790
Tate	6402	23%	4664	16%	10658
Tippah	5202	24%	4136	19%	8929
Tishomingo	4878	25%	3941	20%	8408
Tunica	2291	24%	1817	19%	3648
Union	6941	24%	5404	19%	12138
Walthall	3058	21%	2393	17%	5150
Warren	15381	34%	11368	25%	26122
Washington	12733	29%	9345	21%	20966
Wayne	4270	21%	3237	16%	7085
Webster	2883	30%	2187	23%	4962
Wilkinson	2837	33%	2212	26%	4858
Winston	5110	28%	4120	23%	9084
Yalobusha	4778	39%	3673	30%	8264
Yazoo	6175	21%	4670	16%	10591
Out of State	18199	N/A	13007	N/A	29871
Total	862192	28%	665294	22%	1484931

*Those with unknown county of residence are excluded
 **One dose of Pfizer/Moderna or one dose of Janssen (Johnson and Johnson) vaccine
 ***Second dose of Pfizer/Moderna or one dose of Janssen (Johnson and Johnson) vaccine