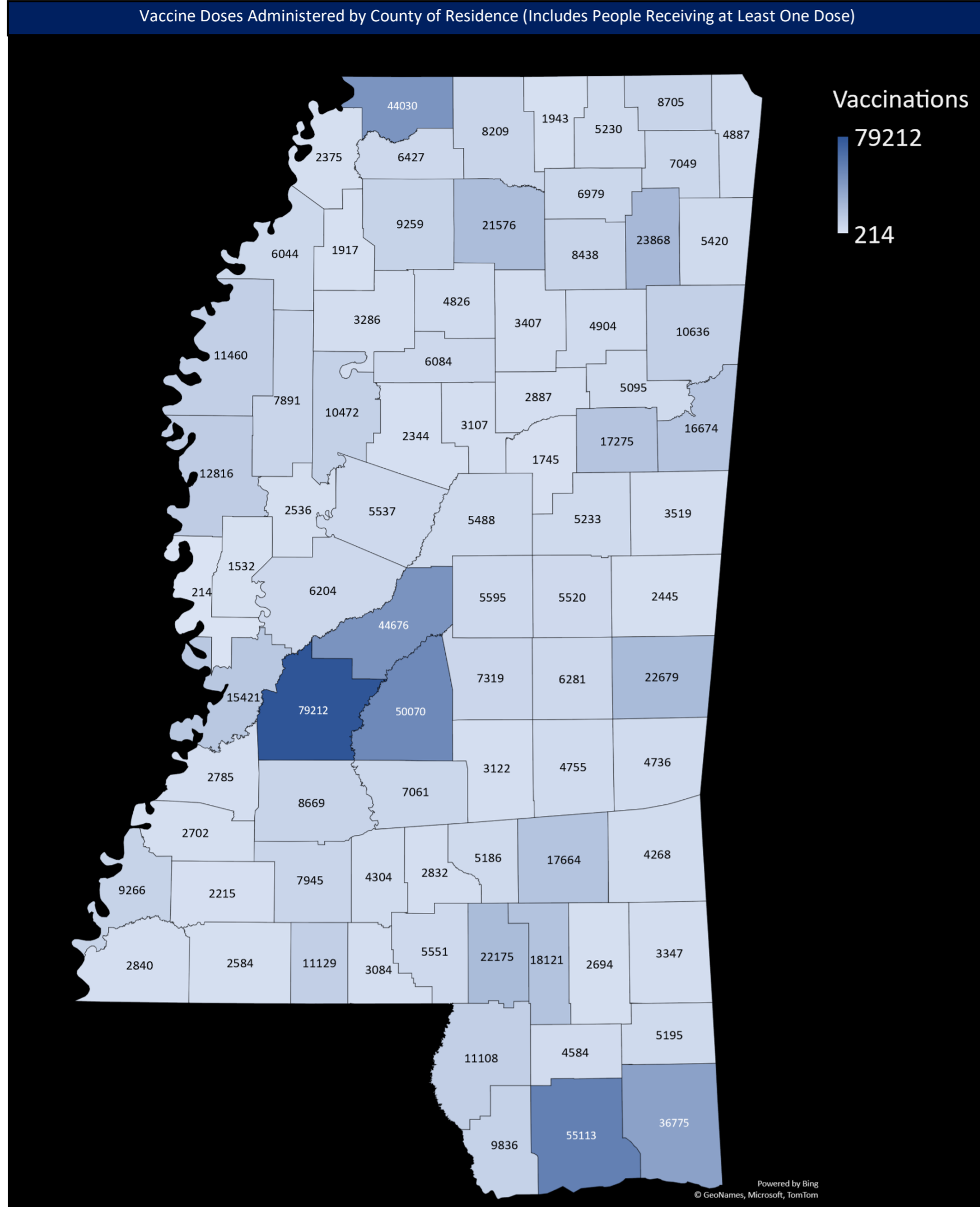


Mississippi State Department of Health COVID-19 Vaccination Reporting

Updated as of 8a.m. April 21, 2021 (Data are Provisional)

Vaccine providers administering COVID-19 vaccine are required to report the doses administered to the Mississippi Immunization Information Exchange (MIIX), the statewide immunization registry, within 24 hours after administration

Vaccine Doses Administered by County of Residence (Includes People Receiving at Least One Dose)



Total Reported Vaccinations by Mississippi Providers*

Total Doses Administered	1,593,062
People Receiving at Least One Dose**	921,649
People Fully Vaccinated***	714,399

*Includes Federal Agency Doses Administered (Bureau of Prisons, Veterans Health, Indian Health Services, Dept. of Defense)
 **One dose of Pfizer/Moderna or one dose of Johnson and Johnson vaccine
 ***Two doses of Pfizer/Moderna or one dose of Johnson and Johnson vaccine

Vaccine Doses Distributed

Fed. Pharmacy Partnership LTCF (CVS/Walgreens)	88,725
Mississippi Enrolled Providers*	1,786,370
Total	1,875,095

*Includes hospitals, private clinics, and MSDH drive through clinics

Vaccine Doses Administered by Facility

Facility	First Dose	Second Dose
Hospital	125,933	119,503
Pharmacies*	154,894	87,501
MSDH/Drive Throughs	378,519	300,560
Clinics	223,380	136,671

*Includes Doses administered in from CVS/ Walgreens LTCF Partnership

Federal Agency COVID-19 Vaccine Administration

Facility	First Dose	Second Dose
Bureau of Prisons	1,475	1,176
Veterans Health	21,099	17,290
Indian Health Service	3,206	1,629
Dept. of Defense	13,143	6,436

Vaccine Doses Administered by Race*

Race	Received at Least One Dose**	Fully Vaccinated***	Vaccinations	% of Total Doses Administered
White	489,299	397,050	863,843	59%
Black	284,597	211,156	480,244	33%
Asian	15,296	10,910	25,702	2%
AIAN****	1,302	969	2,200	0%
Pacific Islander	659	487	1,119	0%
Multi-racial	128	86	207	0%
Other	54,977	42,458	94,330	6%

*Those with unknown race are excluded
 **One dose of Pfizer/Moderna or one dose of Johnson and Johnson vaccine
 ***Second dose of Pfizer/Moderna or one dose of Johnson and Johnson vaccine
 ****American Indian and Alaskan Native

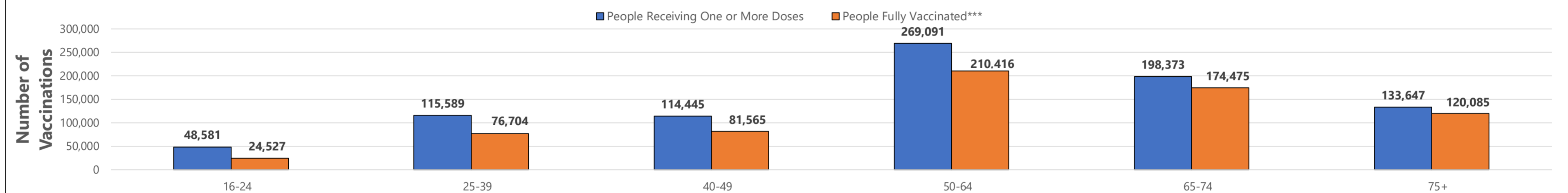
Vaccine Doses Administered by Ethnicity

Ethnicity	Received at Least One Dose*	Fully Vaccinated**	Vaccinations	% of Total Doses Administered
Not Hispanic	786,305	619,283	1,367,692	90%
Hispanic	17,524	10,629	27,112	2%
Unknown	7,897	57,887	132,157	9%

*One dose of Pfizer/Moderna or one dose of Johnson and Johnson vaccine
 **Second dose of Pfizer/Moderna or one dose of Johnson and Johnson vaccine

Age Group

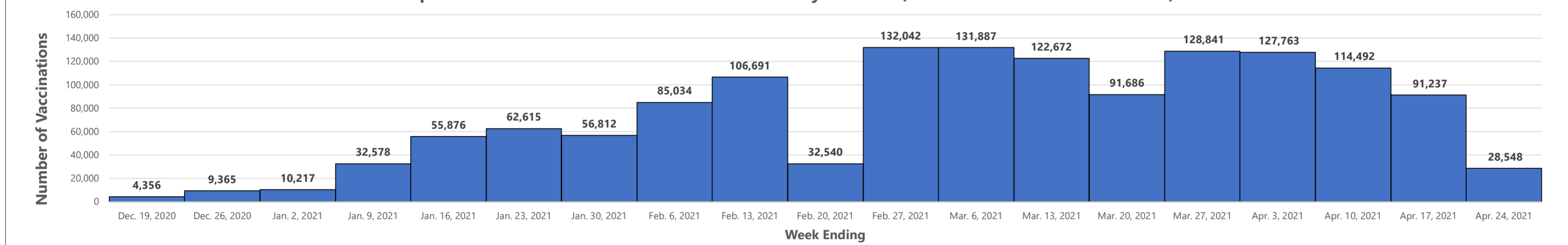
Reported People Receiving One or More Doses and People Fully Vaccinated by Age Group**



**Those with unknown ages are excluded
 ***Two doses of Pfizer/Moderna or one dose of Johnson and Johnson vaccine

Weekly Overall Totals

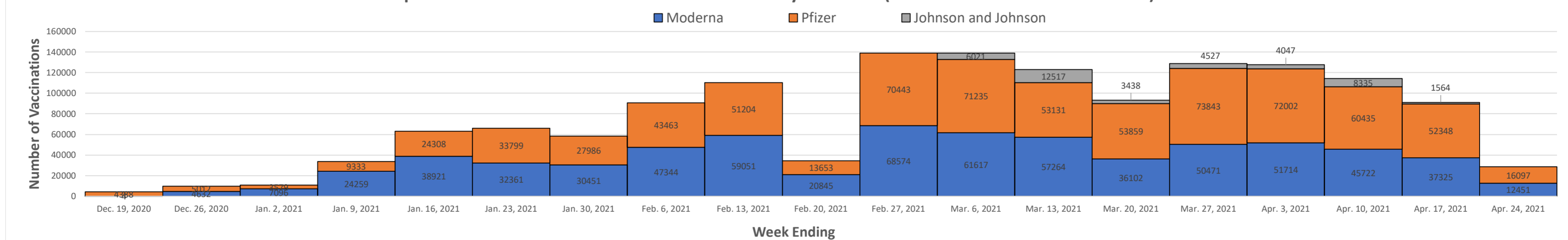
Reported COVID-19 Vaccine Doses Administered by Week*** (Includes First and Second Doses)



***Those with unknown week of vaccine administration are excluded

Weekly Dose Totals

Reported COVID-19 Vaccine Doses Administered by Week*** (Includes First and Second Doses)



***Those with unknown week of vaccine administration are excluded

Vaccine Doses Administered by County of Residence (Updated as of 8am 4/21/2021)*

County of Residence	People Receiving at least One Dose**	% of Total Pop. Receiving at least One Dose	People Fully Vaccinated***	% of Total Pop. Fully Vaccinated	Total Doses Administered
Adams	9266	30%	7398	24%	16247
Alcorn	8705	24%	7085	19%	15628
Amite	2584	21%	2130	17%	4465
Attala	5488	30%	4522	25%	9886
Benton	1943	24%	1511	18%	3296
Bolivar	11460	37%	9314	30%	20100
Calhoun	3407	24%	2751	19%	5862
Carroll	2344	24%	1891	19%	4191
Chickasaw	4904	29%	3715	22%	8312
Choctaw	1745	21%	1300	16%	2875
Claiborne	2785	31%	1993	22%	4585
Clarke	4736	30%	3491	22%	7913
Clay	5095	26%	4169	22%	8627
Coahoma	6044	27%	4734	21%	10349
Copiah	8669	31%	6689	24%	14830
Covington	5186	28%	4083	22%	8932
Desoto	44030	24%	31621	17%	74358
Forrest	18121	24%	14091	19%	31429
Franklin	2215	29%	1830	24%	3868
George	5195	21%	4222	17%	9171
Greene	3347	25%	1643	12%	4868
Grenada	6084	29%	5014	24%	10942
Hancock	9836	21%	7940	17%	17137
Harrison	55113	26%	42896	21%	95895
Hinds	79212	34%	62662	27%	138400
Holmes	5537	33%	4267	25%	9476
Humphreys	2536	31%	1908	24%	4238
Issaquena	214	16%	151	11%	375
Itawamba	5420	23%	4415	19%	9618
Jackson	36775	26%	29562	21%	65491
Jasper	4755	29%	3752	23%	8116
Jefferson	2702	39%	2057	29%	4545
Jefferson Davis	2832	25%	2258	20%	4826
Jones	17664	26%	14152	21%	30788
Kemper	2445	25%	1845	19%	4148
Lafayette	21576	40%	18042	33%	38887
Lamar	22175	35%	17974	28%	39380
Lauderdale	22679	31%	17505	24%	38992
Lawrence	4304	34%	3535	28%	7719
Leake	5595	25%	4508	20%	9863
Lee	23868	28%	18479	22%	41629
Leflore	10472	37%	7944	28%	18240
Lincoln	7945	23%	6414	19%	14112
Lowndes	16674	28%	13556	23%	29174
Madison	44676	42%	36446	34%	79244
Marion	5551	23%	4471	18%	9366
Marshall	8209	23%	5945	17%	13565
Monroe	10636	30%	8155	23%	18202
Montgomery	3107	32%	2530	26%	5569
Neshoba	5520	19%	4446	15%	9851
Newton	6281	30%	4899	23%	10835
Noxubee	3519	34%	2764	27%	5624
Oktoberfest	17275	35%	11745	24%	28091
Panola	9259	27%	7446	22%	16277
Pearl River	11108	20%	8539	15%	18717
Perry	2694	23%	2221	19%	4734
Pike	11129	28%	8674	22%	18998
Pontotoc	8438	26%	6716	21%	14730
Prentiss	7049	28%	5363	21%	12153
Quitman	1917	28%	1487	22%	3301
Rankin	50070	32%	39972	26%	87863
Scott	7319	26%	5927	21%	12796
Sharkey	1532	35%	1092	25%	2600
Simpson	7061	26%	5582	21%	12050
Smith	3122	20%	2445	15%	5351
Stone	4584	25%	3669	20%	8007
Sunflower	7891	31%	5637	22%	13132
Tallahatchie	3286	24%	2660	19%	5836
Tate	6427	23%	4754	17%	10772
Tippah	5230	24%	4171	19%	8992
Tishomingo	4887	25%	4022	21%	8498
Tunica	2375	25%	1834	19%	3749
Union	6979	24%	5448	19%	12220
Walthall	3084	22%	2457	17%	5240
Warren	15421	34%	11422	25%	26216
Washington	12816	29%	9726	22%	21429
Wayne	4268	21%	3286	16%	7132
Webster	2887	30%	2227	23%	5006
Wilkinson	2840	33%	2242	26%	4891
Winston	5233	29%	4142	23%	9229
Yalobusha	4826	40%	3745	31%	8382
Yazoo	6204	21%	4745	16%	10695
Out of State	18270	N/A	13322	N/A	30116
Total	866662	29%	677393	22%	1501242

*Those with unknown county of residence are excluded

**One dose of Pfizer/Moderna or one dose of Janssen (Johnson and Johnson) vaccine

***Second dose of Pfizer/Moderna or one dose of Janssen (Johnson and Johnson) vaccine