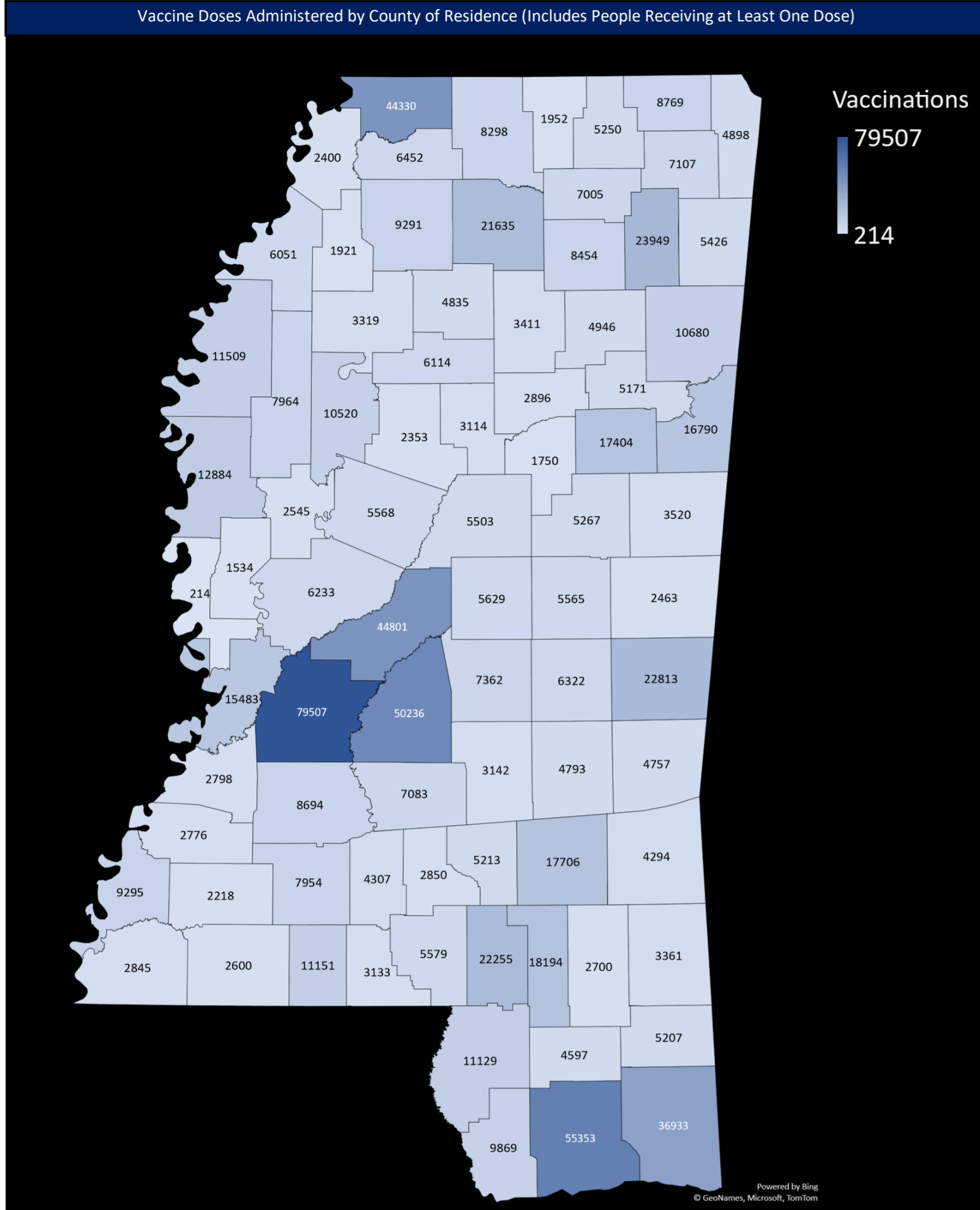


Mississippi State Department of Health COVID-19 Vaccination Reporting

Updated as of 8a.m. April 22, 2021 (Data are Provisional)

Vaccine providers administering COVID-19 vaccine are required to report the doses administered to the Mississippi Immunization Information Exchange (MIIX), the statewide immunization registry, within 24 hours after administration

Vaccine Doses Administered by County of Residence (Includes People Receiving at Least One Dose)



Total Reported Vaccinations by Mississippi Providers*

Total Doses Administered	1,608,661
People Receiving at Least One Dose**	925,588
People Fully Vaccinated***	726,074

*Includes Federal Agency Doses Administered (Bureau of Prisons, Veterans Health, Indian Health Services, Dept. of Defense)
 **One dose of Pfizer/Moderna or one dose of Johnson and Johnson vaccine
 ***Two doses of Pfizer/Moderna or one dose of Johnson and Johnson vaccine

Vaccine Doses Distributed

Fed. Pharmacy Partnership LTCF (CVS/Walgreens)	88,725
Mississippi Enrolled Providers*	1,786,370
Total	1,875,095

*Includes hospitals, private clinics, and MSDH drive through clinics

Vaccine Doses Administered by Facility

Facility	First Dose	Second Dose
Hospital	126,328	120,067
Pharmacies*	155,953	90,502
MSDH/Drive Throughs	379,483	306,060
Clinics	224,901	139,266

*Includes Doses administered in from CVS/ Walgreens LTCF Partnership

Federal Agency COVID-19 Vaccine Administration

Facility	First Dose	Second Dose
Bureau of Prisons	1,475	1,176
Veterans Health	21,099	17,290
Indian Health Service	3,206	1,629
Dept. of Defense	13,143	6,436

Vaccine Doses Administered by Race*

Race	Received at Least One Dose**	Fully Vaccinated***	Vaccinations	% of Total Doses Administered
White	491,229	403,075	871,791	59%
Black	286,601	215,672	486,756	33%
Asian	15,391	11,260	26,146	2%
AIAN****	1,318	987	2,234	0%
Pacific Islander	663	497	1,133	0%
Multi-racial	130	87	210	0%
Other	55,002	43,027	94,921	6%

*Those with unknown race are excluded
 **One dose of Pfizer/Moderna or one dose of Johnson and Johnson vaccine
 ***Second dose of Pfizer/Moderna or one dose of Johnson and Johnson vaccine
 ****American Indian and Alaskan Native

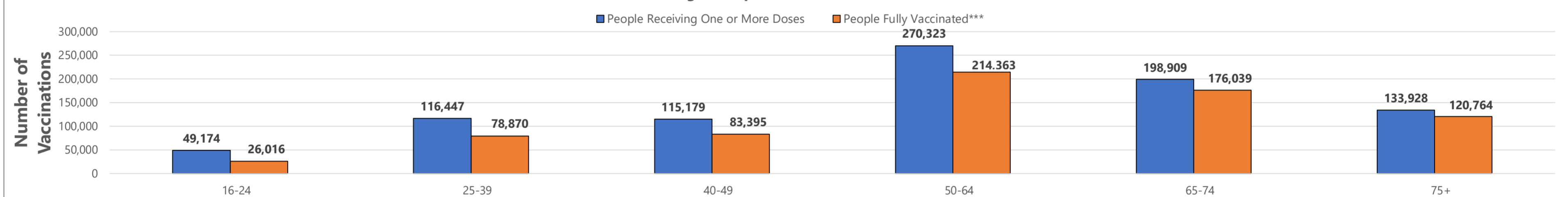
Vaccine Doses Administered by Ethnicity

Ethnicity	Received at Least One Dose*	Fully Vaccinated**	Vaccinations	% of Total Doses Administered
Not Hispanic	786,305	629,780	1,367,692	90%
Hispanic	17,524	11,058	27,112	2%
Unknown	7,897	58,635	132,157	9%

*One dose of Pfizer/Moderna or one dose of Johnson and Johnson vaccine
 **Second dose of Pfizer/Moderna or one dose of Johnson and Johnson vaccine

Age Group

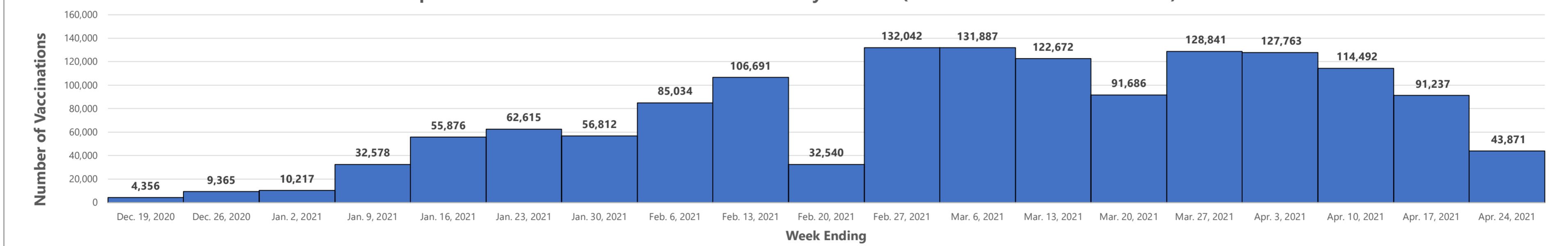
Reported People Receiving One or More Doses and People Fully Vaccinated by Age Group**



**Those with unknown ages are excluded
 ***Two doses of Pfizer/Moderna or one dose of Johnson and Johnson vaccine

Weekly Overall Totals

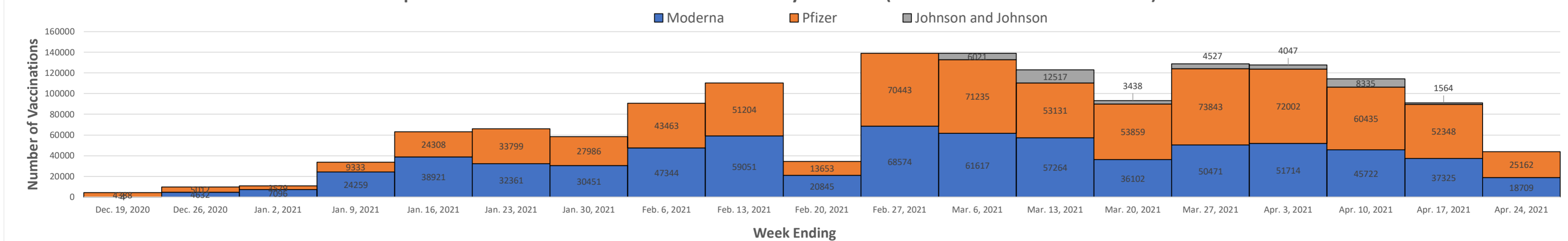
Reported COVID-19 Vaccine Doses Administered by Week*** (Includes First and Second Doses)



***Those with unknown week of vaccine administration are excluded

Weekly Dose Totals

Reported COVID-19 Vaccine Doses Administered by Week*** (Includes First and Second Doses)



***Those with unknown week of vaccine administration are excluded

Vaccine Doses Administered by County of Residence (Updated as of 8am 4/22/2021)*

County of Residence	People Receiving at least One Dose**	% of Total Pop. Receiving at least One Dose	People Fully Vaccinated***	% of Total Pop. Fully Vaccinated	Total Doses Administered
Adams	9295	30%	7441	24%	16319
Alcorn	8769	24%	7150	19%	15757
Amite	2600	21%	2138	17%	4489
Attala	5503	30%	4602	25%	9981
Benton	1952	24%	1532	19%	3326
Bolivar	11509	38%	9460	31%	20295
Calhoun	3411	24%	2797	19%	5912
Carroll	2353	24%	1908	19%	4217
Chickasaw	4946	29%	3783	22%	8422
Choctaw	1750	21%	1344	16%	2924
Claiborne	2798	31%	2011	22%	4616
Clarke	4757	31%	3566	23%	8001
Clay	5171	27%	4232	22%	8766
Coahoma	6051	27%	4806	22%	10428
Copiah	8694	31%	6781	24%	14947
Covington	5213	28%	4156	22%	9032
Desoto	44330	24%	32327	17%	75364
Forrest	18194	24%	14230	19%	31641
Franklin	2218	29%	1845	24%	3886
George	5207	21%	4271	17%	9232
Greene	3361	25%	1701	13%	4940
Grenada	6114	29%	5101	25%	11059
Hancock	9869	21%	8037	17%	17267
Harrison	55353	27%	43768	21%	97007
Hinds	79507	34%	63520	27%	139553
Holmes	5568	33%	4356	26%	9596
Humphreys	2545	32%	1939	24%	4278
Issaquena	214	16%	151	11%	375
Itawamba	5426	23%	4503	19%	9712
Jackson	36933	26%	30283	21%	66370
Jasper	4793	29%	3791	23%	8193
Jefferson	2776	40%	2073	30%	4635
Jefferson Davis	2850	26%	2274	20%	4860
Jones	17706	26%	14287	21%	30964
Kemper	2463	25%	1934	20%	4255
Lafayette	21635	40%	18408	34%	39312
Lamar	22255	35%	18137	29%	39623
Lauderdale	22813	31%	17859	24%	39478
Lawrence	4307	34%	3548	28%	7735
Leake	5629	25%	4602	20%	9991
Lee	23949	28%	18853	22%	42084
Leflore	10520	37%	8023	28%	18367
Lincoln	7954	23%	6435	19%	14142
Lowndes	16790	29%	13819	24%	29553
Madison	44801	42%	36814	35%	79737
Marion	5579	23%	4500	18%	9423
Marshall	8298	24%	6020	17%	13729
Monroe	10680	30%	8341	24%	18432
Montgomery	3114	32%	2559	26%	5605
Neshoba	5565	19%	4596	16%	10046
Newton	6322	30%	4997	24%	10973
Noxubee	3520	34%	2785	27%	5646
Oktoberfest	17404	35%	12540	25%	29015
Panola	9291	27%	7586	22%	16449
Pearl River	11129	20%	8594	15%	18793
Perry	2700	23%	2230	19%	4749
Pike	11151	28%	8710	22%	19056
Pontotoc	8454	26%	6827	21%	14857
Prentiss	7107	28%	5469	22%	12317
Quitman	1921	28%	1523	22%	3341
Rankin	50236	32%	40629	26%	88686
Scott	7362	26%	6016	21%	12928
Sharkey	1534	36%	1102	26%	2612
Simpson	7083	27%	5629	21%	12119
Smith	3142	20%	2466	15%	5391
Stone	4597	25%	3742	20%	8093
Sunflower	7964	32%	5776	23%	13344
Tallahatchie	3319	24%	2679	19%	5888
Tate	6452	23%	4840	17%	10883
Tippah	5250	24%	4262	19%	9103
Tishomingo	4898	25%	4060	21%	8547
Tunica	2400	25%	1846	19%	3786
Union	7005	24%	5536	19%	12334
Walthall	3133	22%	2481	17%	5313
Warren	15483	34%	11737	26%	26593
Washington	12884	29%	9935	23%	21706
Wayne	4294	21%	3386	17%	7256
Webster	2896	30%	2282	24%	5070
Wilkinson	2845	33%	2246	26%	4900
Winston	5267	29%	4232	24%	9353
Yalobusha	4835	40%	3801	31%	8447
Yazoo	6233	21%	4830	16%	10809
Out of State	18270	N/A	13322	N/A	30116
Total	870469	29%	688708	22%	1516349

*Those with unknown county of residence are excluded
 **One dose of Pfizer/Moderna or one dose of Janssen (Johnson and Johnson) vaccine
 ***Second dose of Pfizer/Moderna or one dose of Janssen (Johnson and Johnson) vaccine