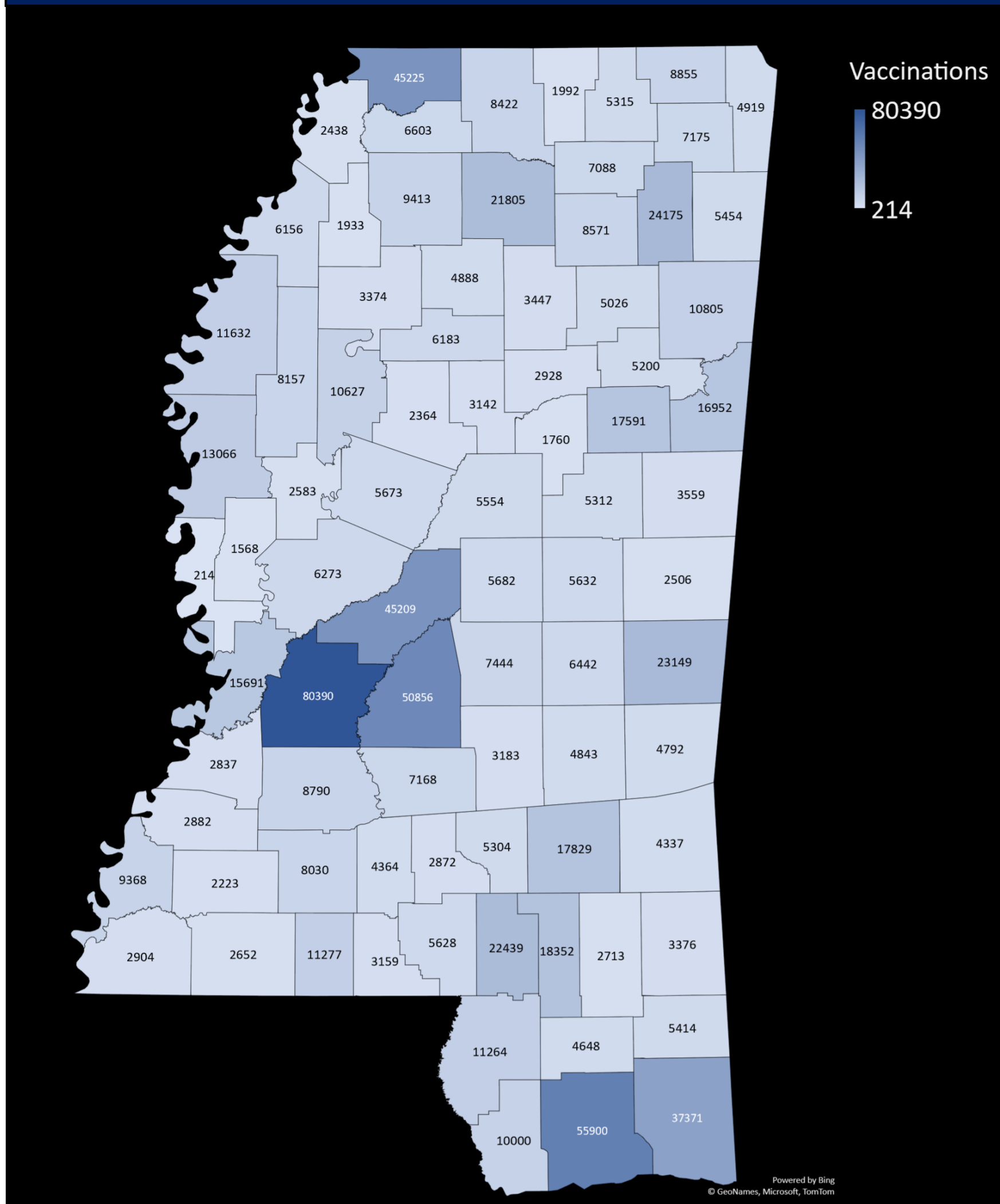


Mississippi State Department of Health COVID-19 Vaccination Reporting

Updated as of 8a.m. April 26, 2021 (Data are Provisional)

Vaccine providers administering COVID-19 vaccine are required to report the doses administered to the Mississippi Immunization Information Exchange (MIIX), the statewide immunization registry, within 24 hours after administration

Vaccine Doses Administered by County of Residence (Includes People Receiving at Least One Dose)



Total Reported Vaccinations by Mississippi Providers*

Total Doses Administered	1,646,337
People Receiving at Least One Dose**	936,832
People Fully Vaccinated***	752,538

*Includes Federal Agency Doses Administered (Bureau of Prisons, Veterans Health, Indian Health Services, Dept. of Defense)
 **One dose of Pfizer/Moderna or one dose of Johnson and Johnson vaccine
 ***Two doses of Pfizer/Moderna or one dose of Johnson and Johnson vaccine

Vaccine Doses Distributed

Fed. Pharmacy Partnership LTCF (CVS/Walgreens)	88,725
Mississippi Enrolled Providers*	1,787,770
Total	1,876,495

*Includes hospitals, private clinics, and MSDH drive through clinics

Vaccine Doses Administered by Facility

Facility	First Dose	Second Dose
Hospital	127,466	122,670
Pharmacies*	160,086	97,821
MSDH/Drive Throughs	381,068	315,356
Clinics	228,624	144,594

*Includes Doses administered in from CVS/ Walgreens LTCF Partnership

Federal Agency COVID-19 Vaccine Administration

Facility	First Dose	Second Dose
Bureau of Prisons	1,476	1,176
Veterans Health	21,249	17,936
Indian Health Service	3,341	2,364
Dept. of Defense	13,522	6,932

Vaccine Doses Administered by Race*

Race	Received at Least One Dose**	Fully Vaccinated***	Vaccinations	% of Total Doses Administered
White	497,091	415,888	890,444	59%
Black	291,696	225,834	501,999	33%
Asian	15,675	11,875	27,046	2%
AIAN****	1,349	1,050	2,329	0%
Pacific Islander	676	519	1,168	0%
Multi-racial	133	91	217	0%
Other	54,982	43,827	95,696	6%

*Those with unknown race are excluded
 **One dose of Pfizer/Moderna or one dose of Johnson and Johnson vaccine
 ***Second dose of Pfizer/Moderna or one dose of Johnson and Johnson vaccine
 ****American Indian and Alaskan Native

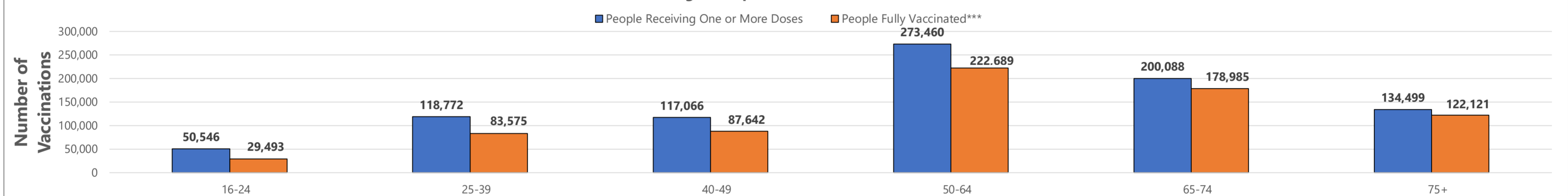
Vaccine Doses Administered by Ethnicity

Ethnicity	Received at Least One Dose*	Fully Vaccinated**	Vaccinations	% of Total Doses Administered
Not Hispanic	794,224	651,948	1,395,031	90%
Hispanic	17,904	11,927	28,220	2%
Unknown	78,892	60,184	133,511	9%

*One dose of Pfizer/Moderna or one dose of Johnson and Johnson vaccine
 **Second dose of Pfizer/Moderna or one dose of Johnson and Johnson vaccine

Age Group

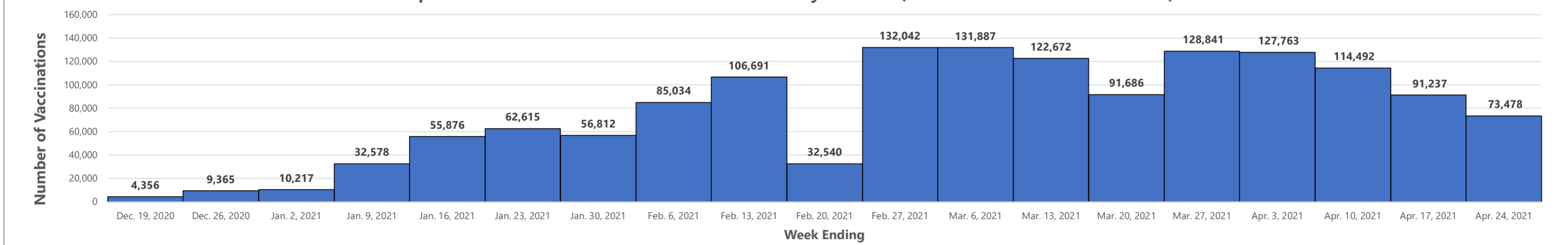
Reported People Receiving One or More Doses and People Fully Vaccinated by Age Group**



**Those with unknown ages are excluded
 ***Two doses of Pfizer/Moderna or one dose of Johnson and Johnson vaccine

Weekly Overall Totals

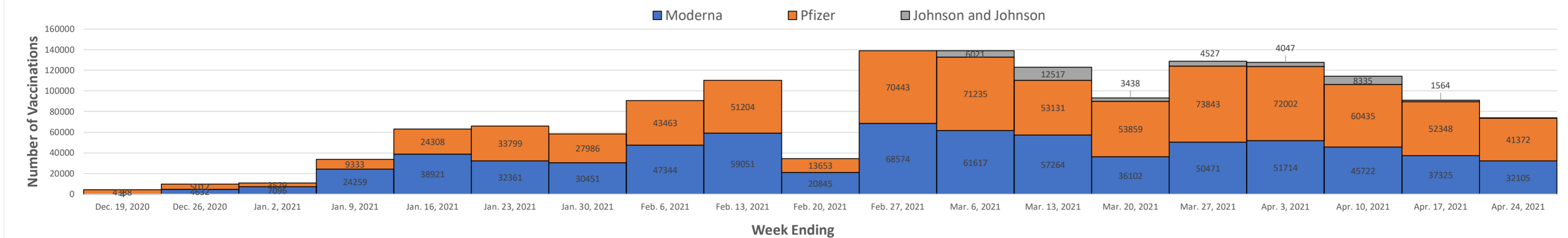
Reported COVID-19 Vaccine Doses Administered by Week*** (Includes First and Second Doses)



***Those with unknown week of vaccine administration are excluded

Weekly Dose Totals

Reported COVID-19 Vaccine Doses Administered by Week*** (Includes First and Second Doses)



***Those with unknown week of vaccine administration are excluded

Vaccine Doses Administered by County of Residence (Updated as of 8am 4/26/2021)*

County of Residence	People Receiving at least One Dose**	% of Total Pop. Receiving at least One Dose	People Fully Vaccinated***	% of Total Pop. Fully Vaccinated	Total Doses Administered
Adams	9368	31%	7710	25%	16662
Alcorn	8855	24%	7292	20%	15985
Amite	2652	22%	2238	18%	4641
Attala	5554	31%	4712	26%	10142
Benton	1992	24%	1589	19%	3423
Bolivar	11632	38%	9601	31%	20559
Calhoun	3447	24%	2894	20%	6045
Carroll	2364	24%	1936	19%	4256
Chickasaw	5026	29%	3978	23%	8695
Choctaw	1760	21%	1419	17%	3009
Claiborne	2837	32%	2139	24%	4783
Clarke	4792	31%	3695	24%	8165
Clay	5200	27%	4361	23%	8924
Coahoma	6156	28%	4970	22%	10697
Copiah	8790	31%	7043	25%	15305
Covington	5304	28%	4446	24%	9406
Desoto	45225	24%	33820	18%	77752
Forrest	18352	25%	14586	19%	32155
Franklin	2223	29%	1909	25%	3956
George	5414	22%	4614	19%	9782
Greene	3376	25%	1763	13%	5017
Grenada	6183	30%	5232	25%	11259
Hancock	10000	21%	8265	17%	17626
Harrison	55900	27%	45471	22%	99247
Hinds	80390	35%	65565	28%	142481
Holmes	5673	33%	4503	26%	9848
Humphreys	2583	32%	1980	25%	4357
Issaquena	214	16%	178	13%	409
Itawamba	5454	23%	4611	20%	9848
Jackson	37371	26%	31360	22%	67885
Jasper	4843	30%	3932	24%	8384
Jefferson	2882	41%	2145	31%	4813
Jefferson Davis	2872	26%	2332	21%	4938
Jones	17829	26%	14788	22%	31587
Kemper	2506	26%	2006	21%	4370
Lafayette	21805	40%	19031	35%	40105
Lamar	22439	35%	18524	29%	40194
Lauderdale	23149	31%	18380	25%	40335
Lawrence	4364	35%	3649	29%	7893
Leake	5682	25%	4724	21%	10166
Lee	24175	28%	19504	23%	42961
Leflore	10627	38%	8168	29%	18619
Lincoln	8030	24%	6624	19%	14407
Lowndes	16952	29%	14337	24%	30232
Madison	45209	43%	37836	36%	81167
Marion	5628	23%	4603	19%	9574
Marshall	8422	24%	6237	18%	14070
Monroe	10805	31%	8622	24%	18827
Montgomery	3142	32%	2600	27%	5674
Neshoba	5632	19%	4694	16%	10210
Newton	6442	31%	5170	25%	11266
Noxubee	3559	34%	2923	28%	5823
Oktibbeha	17591	35%	13411	27%	30070
Panola	9413	28%	7807	23%	16792
Pearl River	11264	20%	8950	16%	19284
Perry	2713	23%	2260	19%	4792
Pike	11277	29%	9135	23%	19607
Pontotoc	8571	27%	7105	22%	15252
Prentiss	7175	29%	5633	22%	12549
Quitman	1933	28%	1574	23%	3404
Rankin	50856	33%	42217	27%	90894
Scott	7444	26%	6213	22%	13207
Sharkey	1568	36%	1220	28%	2764
Simpson	7168	27%	5843	22%	12419
Smith	3183	20%	2587	16%	5552
Stone	4648	25%	3831	21%	8233
Sunflower	8157	32%	6206	25%	13967
Tallahatchie	3374	24%	2783	20%	6047
Tate	6603	23%	5044	18%	11238
Tippah	5315	24%	4392	20%	9298
Tishomingo	4919	25%	4125	21%	8633
Tunica	2438	25%	1901	20%	3879
Union	7088	25%	5786	20%	12667
Walthall	3159	22%	2588	18%	5446
Warren	15691	35%	12105	27%	27169
Washington	13066	30%	10119	23%	22072
Wayne	4337	21%	3517	17%	7430
Webster	2928	30%	2363	24%	5183
Wilkinson	2904	34%	2431	28%	5144
Winston	5312	30%	4330	24%	9496
Yalobusha	4888	40%	4047	33%	8746
Yazoo	6273	21%	4995	17%	11014
Out of State	18527	N/A	13661	N/A	30850
Total	880864	29%	712888	23%	1551032

*Those with unknown county of residence are excluded
 **One dose of Pfizer/Moderna or one dose of Janssen (Johnson and Johnson) vaccine
 ***Second dose of Pfizer/Moderna or one dose of Janssen (Johnson and Johnson) vaccine