

Mississippi State Department of Health COVID-19 Vaccination Reporting

Updated as of 8a.m. May 11, 2021 (Data are Provisional)

Vaccine providers administering COVID-19 vaccine are required to report the doses administered to the Mississippi Immunization Information Exchange (MIIX), the statewide immunization registry, within 24 hours after administration

Total Reported Vaccinations by Mississippi Providers*

Total Doses Administered	1,774,623
People Receiving at Least One Dose**	977,436
People Fully Vaccinated***	842,696

*Includes Federal Agency Doses Administered (Bureau of Prisons, Veterans Health, Indian Health Services, Dept. of Defense)
 **One dose of Pfizer/Moderna or one dose of Johnson and Johnson vaccine
 ***Two doses of Pfizer/Moderna or one dose of Johnson and Johnson vaccine

Vaccine Doses Distributed

Fed. Pharmacy Partnership LTCF (CVS/Walgreens)	88,725
Mississippi Enrolled Providers*	1,847,050
Total	1,935,775

*Includes hospitals, private clinics, and MSDH drive through clinics

Vaccine Doses Administered by Facility

Facility	First Dose	Second Dose
Hospital	130,012	129,334
Pharmacies*	177,613	121,589
MSDH/Drive Throughs	388,364	350,442
Clinics	240,006	164,532

*Includes Doses administered in from CVS/ Walgreens LTCF Partnership

Federal Agency COVID-19 Vaccine Administration

Facility	First Dose	Second Dose
Bureau of Prisons	2,072	1,456
Veterans Health	21,569	18,746
Indian Health Service	3,395	2,480
Dept. of Defense	14,405	7,936

Vaccine Doses Administered by Race*

Race	Received at Least One Dose**	Fully Vaccinated***	Vaccinations	% of Total Doses Administered
White	516,819	457,625	950,397	58%
Black	310,154	263,912	557,856	34%
Asian	16,948	14,288	30,706	2%
AIAN****	1,537	1,266	2,724	0%
Pacific Islander	736	608	1,315	0%
Multi-racial	160	103	254	0%
Other	55,907	47,937	100,611	6%

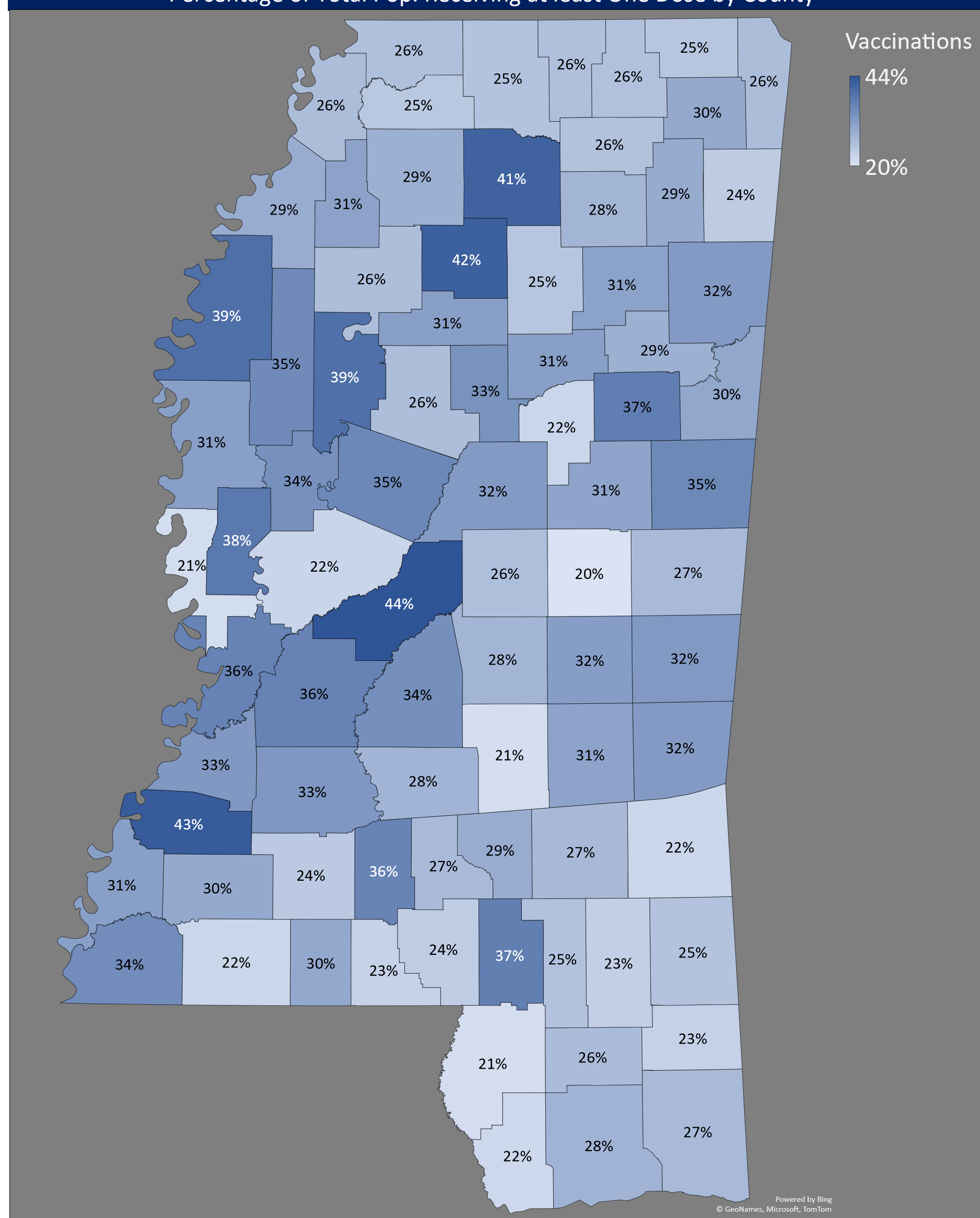
*Those with unknown race are excluded
 **One dose of Pfizer/Moderna or one dose of Johnson and Johnson vaccine
 ***Second dose of Pfizer/Moderna or one dose of Johnson and Johnson vaccine
 ****American Indian and Alaskan Native

Vaccine Doses Administered by Ethnicity

Ethnicity	Received at Least One Dose*	Fully Vaccinated**	Vaccinations	% of Total Doses Administered
Not Hispanic	836,453	730,951	1,527,410	90%
Hispanic	20,105	15,635	34,529	2%
Unknown	79,437	65,480	139,953	8%

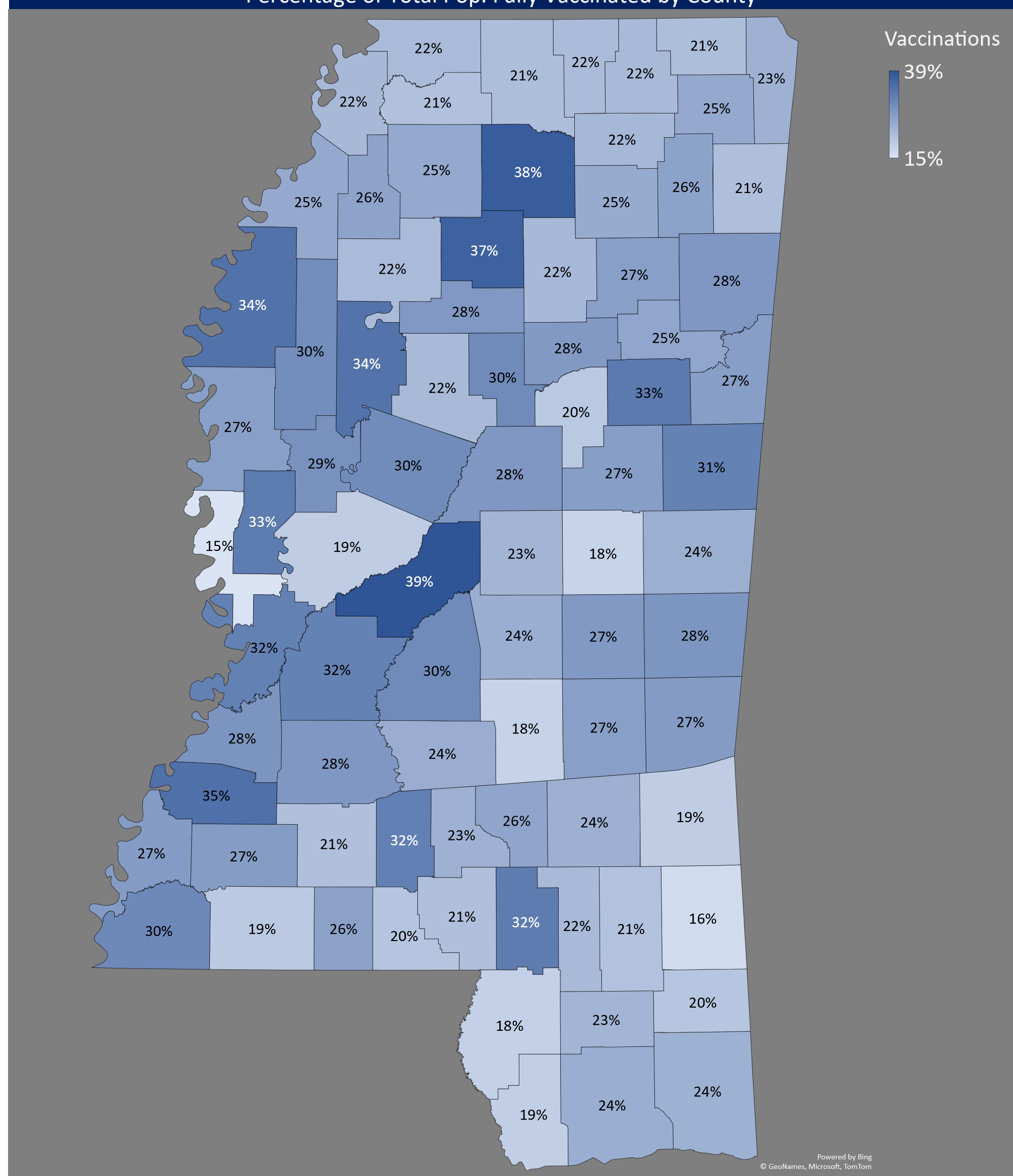
*One dose of Pfizer/Moderna or one dose of Johnson and Johnson vaccine
 **Second dose of Pfizer/Moderna or one dose of Johnson and Johnson vaccine

Percentage of Total Pop. Receiving at least One Dose by County*



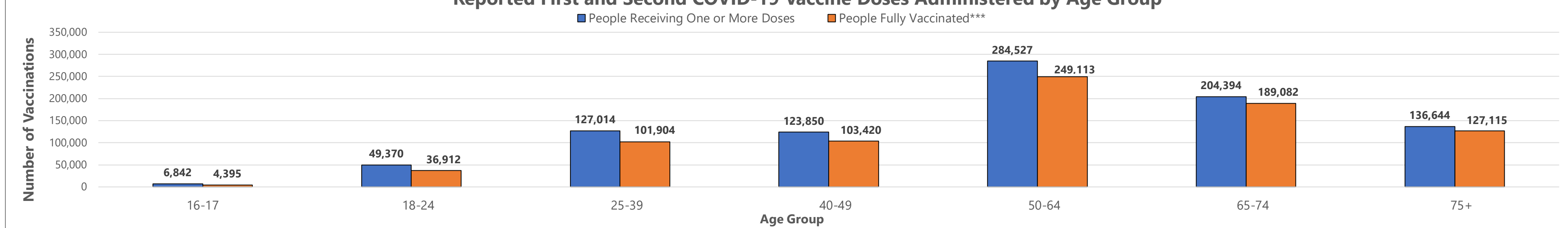
*One dose of Pfizer/Moderna or one dose of Janssen (Johnson and Johnson) vaccine
 **Second dose of Pfizer/Moderna or one dose of Janssen (Johnson and Johnson) vaccine

Percentage of Total Pop. Fully Vaccinated by County**



Age Group

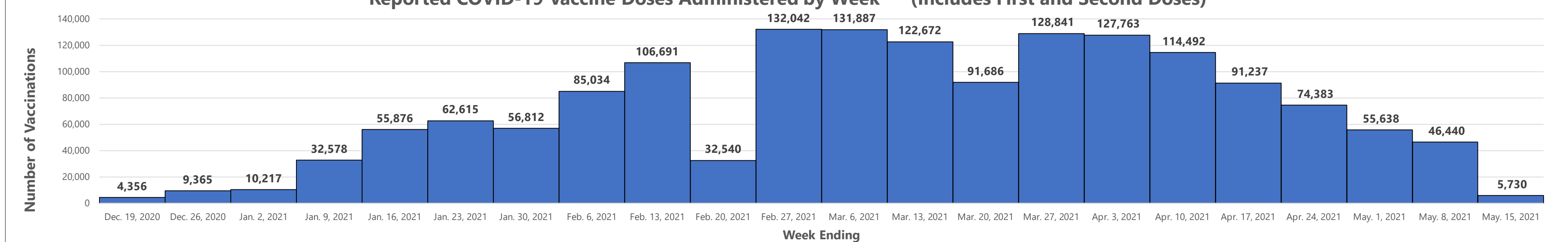
Reported First and Second COVID-19 Vaccine Doses Administered by Age Group**



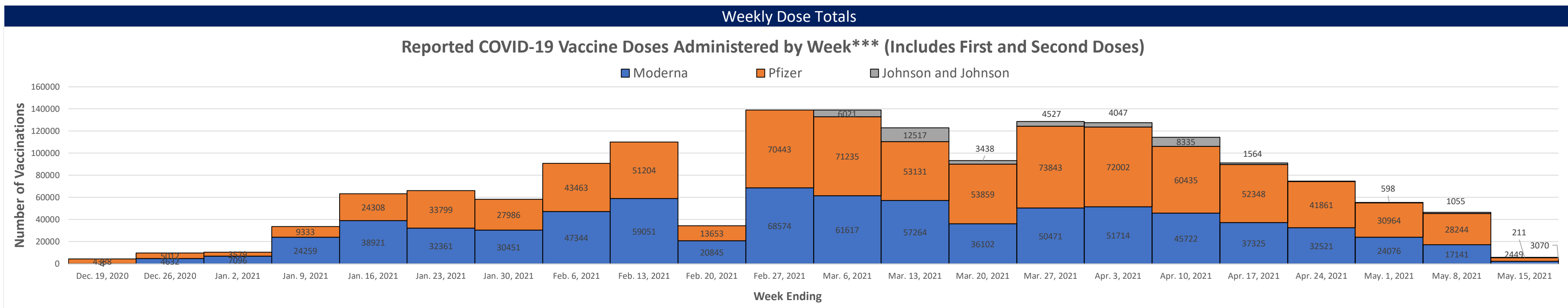
**Those with unknown ages are excluded
 ***Two doses of Pfizer/Moderna or one dose of Johnson and Johnson vaccine

Weekly Overall Totals

Reported COVID-19 Vaccine Doses Administered by Week*** (Includes First and Second Doses)



***Those with unknown week of vaccine administration are excluded



***Those with unknown week of vaccine administration are excluded

Vaccine Doses Administered by County of Residence (Updated as of 8am 5/11/2021)*

County of Residence	People Receiving at least One Dose**	% of Total Pop. Receiving at least One Dose	People Fully Vaccinated***	% of Total Pop. Fully Vaccinated	Total Doses Administered
Adams	9633	31%	8334	27%	17539
Alcorn	9194	25%	7946	22%	16952
Amite	2729	22%	2388	19%	4863
Attala	5843	32%	5109	28%	10817
Benton	2153	26%	1795	22%	3779
Bolivar	12091	39%	10532	34%	21886
Calhoun	3577	25%	3184	22%	6440
Carroll	2688	27%	2200	22%	4839
Chickasaw	5284	31%	4567	27%	9529
Choctaw	1823	22%	1626	20%	3276
Claiborne	2931	33%	2551	28%	5287
Clarke	5006	32%	4236	27%	8910
Clay	5535	29%	4912	25%	9741
Coahoma	6515	29%	5520	25%	11578
Copiah	9202	33%	7873	28%	16531
Covington	5459	29%	4766	26%	9847
Desoto	48172	26%	40707	22%	87462
Forrest	19148	26%	16616	22%	34919
Franklin	2294	30%	2082	27%	4193
George	5626	23%	4886	20%	10253
Greene	3454	25%	2294	17%	5619
Grenada	6510	31%	5759	28%	12110
Hancock	10406	22%	8847	19%	18573
Harrison	58269	28%	50139	24%	106150
Hinds	83767	36%	73551	32%	153739
Holmes	6014	35%	5159	30%	10841
Humphreys	2734	34%	2341	29%	4868
Issaquena	279	21%	199	15%	478
Itawamba	5643	24%	4991	21%	10391
Jackson	38686	27%	33973	24%	71785
Jasper	5033	31%	4369	27%	8997
Jefferson	2988	43%	2416	35%	5189
Jefferson Davis	2986	27%	2616	24%	5326
Jones	18387	27%	16139	24%	33435
Kemper	2613	27%	2328	24%	4797
Lafayette	22397	41%	20487	38%	42113
Lamar	23281	37%	20654	33%	43060
Lauderdale	24051	32%	20919	28%	43729
Lawrence	4526	36%	4022	32%	8422
Leake	5950	26%	5197	23%	10889
Lee	25115	29%	22290	26%	46601
Leflore	11138	40%	9653	34%	20608
Lincoln	8296	24%	7246	21%	15286
Lowndes	17626	30%	15713	27%	32247
Madison	46580	44%	41750	39%	86373
Marion	5868	24%	5157	21%	10339
Marshall	9039	26%	7619	22%	16025
Monroe	11386	32%	9847	28%	20596
Montgomery	3269	33%	2938	30%	6139
Neshoba	5816	20%	5172	18%	10861
Newton	6674	32%	5791	28%	12094
Noxubee	3667	35%	3284	32%	6291
Oktibbeha	18360	37%	16394	33%	33771
Panola	9786	29%	8537	25%	17875
Pearl River	11660	21%	10129	18%	20784
Perry	2787	23%	2470	21%	5071
Pike	11739	30%	10306	26%	21229
Pontotoc	8925	28%	7927	25%	16408
Prentiss	7476	30%	6275	25%	13480
Quitman	2113	31%	1763	26%	3760
Rankin	52730	34%	46656	30%	97134
Scott	7823	28%	6771	24%	14114
Sharkey	1633	38%	1408	33%	3014
Simpson	7438	28%	6445	24%	13279
Smith	3321	21%	2858	18%	5943
Stone	4863	27%	4202	23%	8809
Sunflower	8729	35%	7441	30%	15765
Tallahatchie	3652	26%	3006	22%	6547
Tate	6971	25%	5911	21%	12436
Tippah	5645	26%	4861	22%	10068
Tishomingo	5124	26%	4551	23%	9231
Tunica	2551	26%	2142	22%	4229
Union	7371	26%	6467	22%	13616
Walthall	3267	23%	2879	20%	5844
Warren	16390	36%	14503	32%	30192
Washington	13804	31%	11665	27%	24223
Wayne	4498	22%	3826	19%	7891
Webster	3047	31%	2686	28%	5622
Wilkinson	2975	34%	2614	30%	5393
Winston	5495	31%	4818	27%	10157
Yalobusha	5077	42%	4500	37%	9385
Yazoo	6658	22%	5663	19%	12062
Out of State	19086	N/A	14811	N/A	32726
Total	918345	30%	799175	26%	1587963

*Those with unknown county of residence are excluded

**One dose of Pfizer/Moderna or one dose of Janssen (Johnson and Johnson) vaccine

***Second dose of Pfizer/Moderna or one dose of Janssen (Johnson and Johnson) vaccine