

Mississippi State Department of Health COVID-19 Vaccination Reporting

Updated as of 8a.m. May 12, 2021 (Data are Provisional)

Vaccine providers administering COVID-19 vaccine are required to report the doses administered to the Mississippi Immunization Information Exchange (MIIX), the statewide immunization registry, within 24 hours after administration

Total Reported Vaccinations by Mississippi Providers*

Total Doses Administered	1,780,904
People Receiving at Least One Dose**	979,983
People Fully Vaccinated***	846,645

*Includes Federal Agency Doses Administered (Bureau of Prisons, Veterans Health, Indian Health Services, Dept. of Defense)

**One dose of Pfizer/Moderna or one dose of Johnson and Johnson vaccine

***Two doses of Pfizer/Moderna or one dose of Johnson and Johnson vaccine

Vaccine Doses Distributed

Fed. Pharmacy Partnership LTCF (CVS/Walgreens)	88,725
Mississippi Enrolled Providers*	1,847,050
Total	1,935,775

*Includes hospitals, private clinics, and MSDH drive through clinics

Vaccine Doses Administered by Facility

Facility	First Dose	Second Dose
Hospital	130,084	129,640
Pharmacies*	178,780	122,757
MSDH/Drive Throughs	388,819	351,603
Clinics	240,861	165,628

*Includes Doses administered in from CVS/ Walgreens LTCF Partnership

Federal Agency COVID-19 Vaccine Administration

Facility	First Dose	Second Dose
Bureau of Prisons	2,072	1,457
Veterans Health	21,569	18,746
Indian Health Service	3,395	2,480
Dept. of Defense	14,403	7,936

Vaccine Doses Administered by Race*

Race	Received at Least One Dose**	Fully Vaccinated***	Vaccinations	% of Total Doses Administered
White	517,952	459,431	953,182	58%
Black	311,247	265,655	560,648	34%
Asian	17,027	14,387	30,882	2%
AIAN****	1,550	1,278	2,749	0%
Pacific Islander	739	616	1,326	0%
Multi-racial	160	104	255	0%
Other	56,024	48,132	100,922	6%

*Those with unknown race are excluded

**One dose of Pfizer/Moderna or one dose of Johnson and Johnson vaccine

***Second dose of Pfizer/Moderna or one dose of Johnson and Johnson vaccine

****American Indian and Alaskan Native

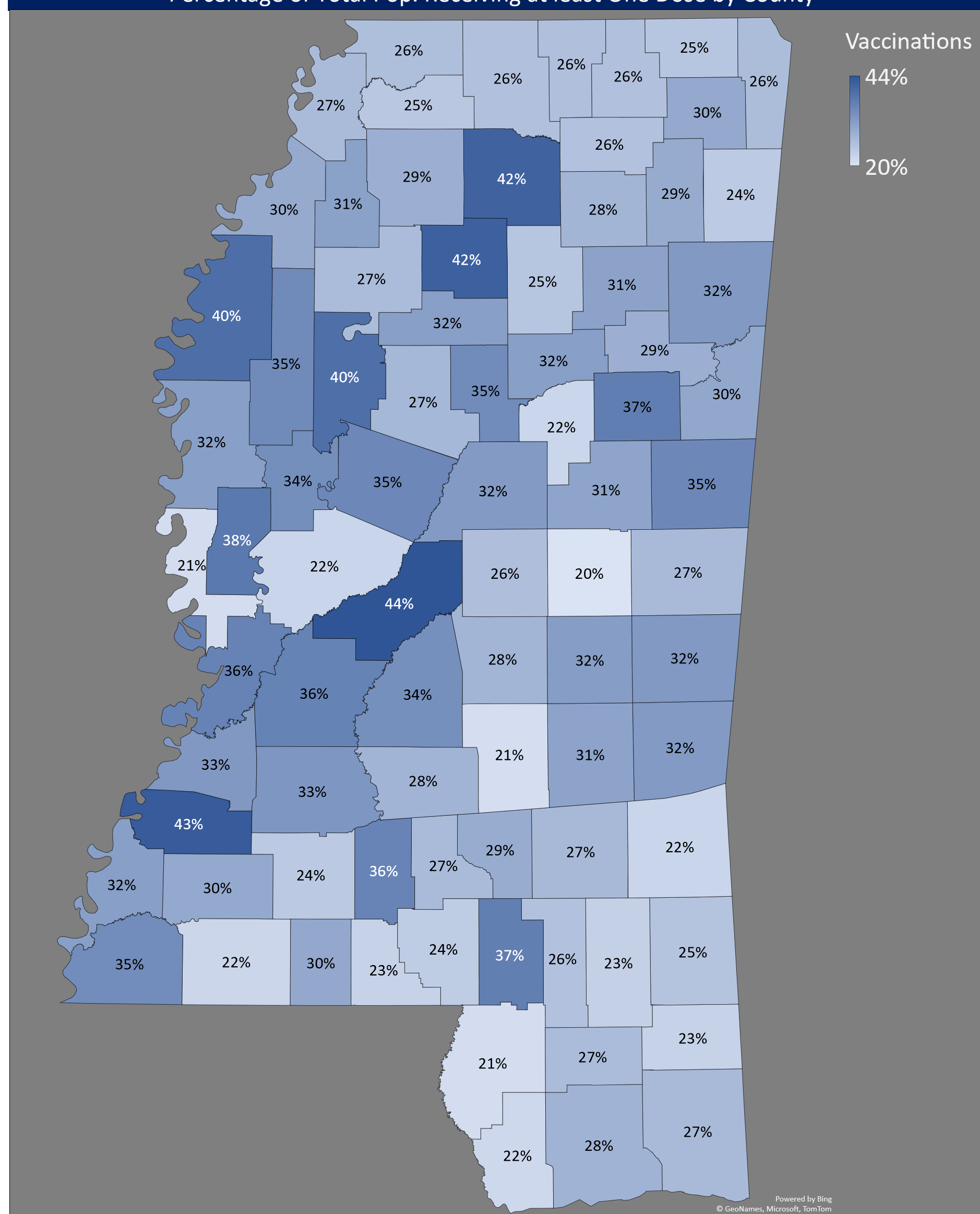
Vaccine Doses Administered by Ethnicity

Ethnicity	Received at Least One Dose*	Fully Vaccinated**	Vaccinations	% of Total Doses Administered
Not Hispanic	838,633	734,500	1,532,966	90%
Hispanic	20,223	15,696	34,787	2%
Unknown	79,688	65,727	140,419	8%

*One dose of Pfizer/Moderna or one dose of Johnson and Johnson vaccine

**Second dose of Pfizer/Moderna or one dose of Johnson and Johnson vaccine

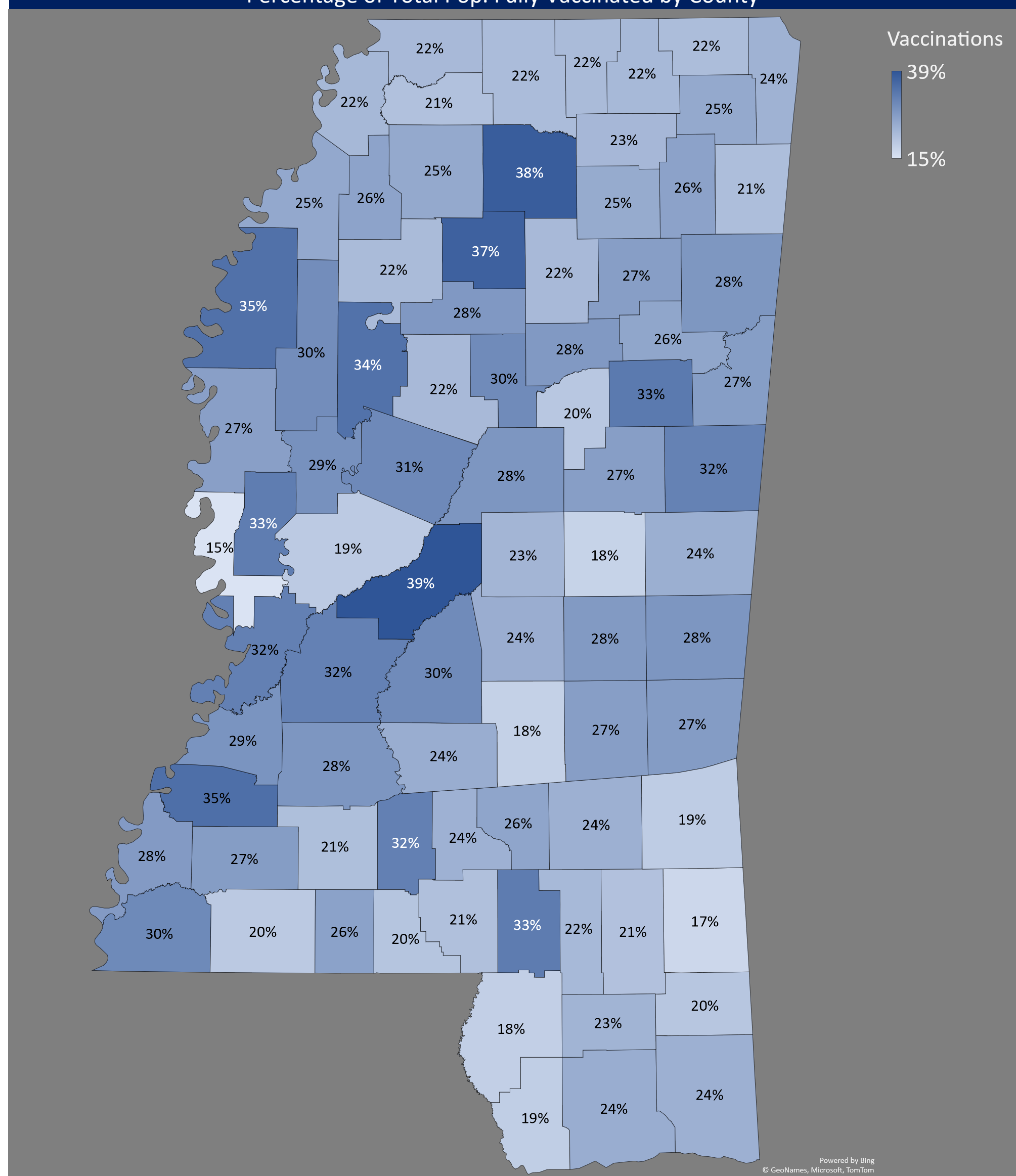
Percentage of Total Pop. Receiving at least One Dose by County*



*One dose of Pfizer/Moderna or one dose of Janssen (Johnson and Johnson) vaccine

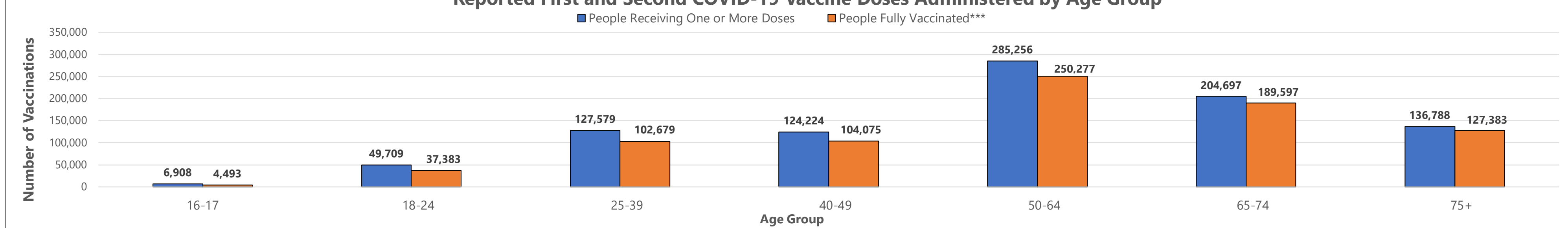
**Second dose of Pfizer/Moderna or one dose of Janssen (Johnson and Johnson) vaccine

Percentage of Total Pop. Fully Vaccinated by County**



Age Group

Reported First and Second COVID-19 Vaccine Doses Administered by Age Group**

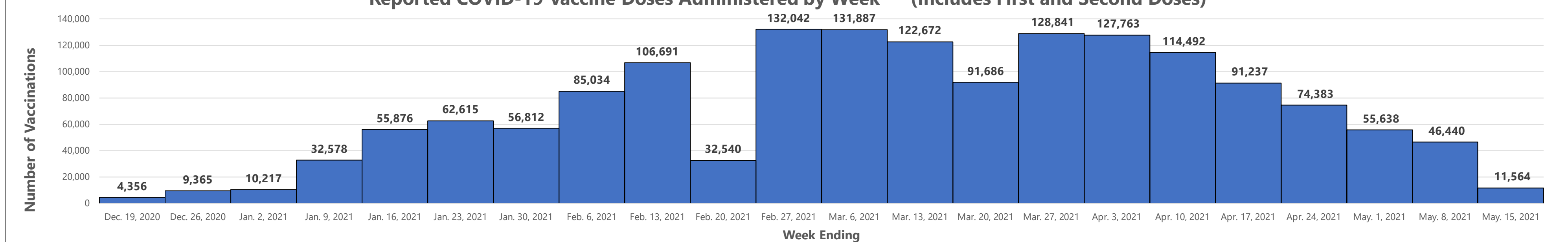


**Those with unknown ages are excluded

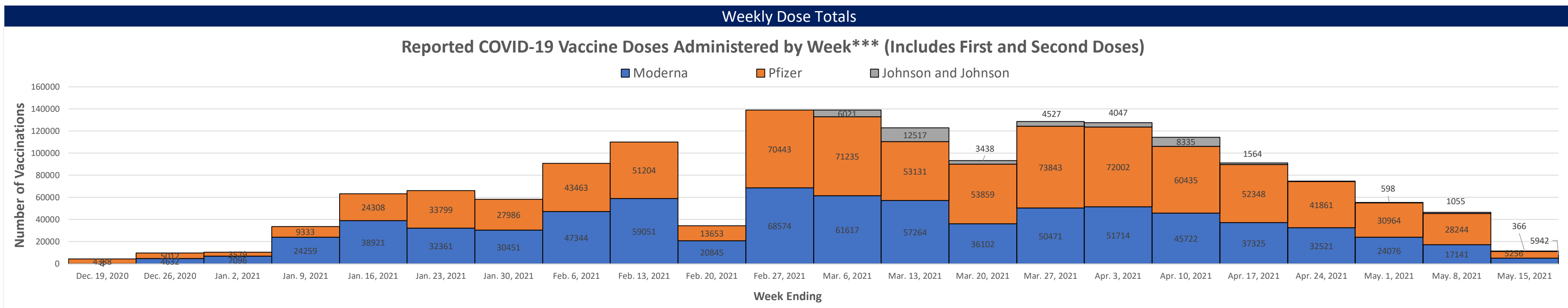
***Two doses of Pfizer/Moderna or one dose of Johnson and Johnson vaccine

Weekly Overall Totals

Reported COVID-19 Vaccine Doses Administered by Week*** (Includes First and Second Doses)



***Those with unknown week of vaccine administration are excluded



***Those with unknown week of vaccine administration are excluded

Vaccine Doses Administered by County of Residence (Updated as of 8am 5/12/2021)*

County of Residence	People Receiving at least One Dose**	% of Total Pop. Receiving at least One Dose	People Fully Vaccinated***	% of Total Pop. Fully Vaccinated	Total Doses Administered
Adams	9675	32%	8444	28%	17687
Alcorn	9208	25%	7981	22%	17000
Amite	2731	22%	2398	20%	4875
Attala	5856	32%	5139	28%	10859
Benton	2157	26%	1802	22%	3789
Bolivar	12146	40%	10599	35%	22007
Calhoun	3587	25%	3192	22%	6458
Carroll	2711	27%	2208	22%	4870
Chickasaw	5298	31%	4593	27%	9569
Choctaw	1826	22%	1630	20%	3283
Claiborne	2936	33%	2578	29%	5318
Clarke	5021	32%	4243	27%	8929
Clay	5552	29%	4937	26%	9781
Coahoma	6553	30%	5557	25%	11649
Copiah	9221	33%	7930	28%	16605
Covington	5477	29%	4794	26%	9887
Desoto	48351	26%	41047	22%	87964
Forrest	19187	26%	16710	22%	35048
Franklin	2297	30%	2092	27%	4206
George	5633	23%	4892	20%	10266
Greene	3455	25%	2311	17%	5636
Grenada	6548	32%	5790	28%	12179
Hancock	10425	22%	8883	19%	18624
Harrison	58463	28%	50502	24%	106692
Hinds	83914	36%	73861	32%	154193
Holmes	6030	35%	5189	31%	10887
Humphreys	2761	34%	2348	29%	4902
Issaquena	279	21%	199	15%	478
Itawamba	5669	24%	5001	21%	10427
Jackson	38742	27%	34074	24%	71942
Jasper	5045	31%	4411	27%	9051
Jefferson	2996	43%	2449	35%	5230
Jefferson Davis	2989	27%	2631	24%	5344
Jones	18434	27%	16205	24%	33539
Kemper	2620	27%	2341	24%	4817
Lafayette	22459	42%	20585	38%	42264
Lamar	23347	37%	20780	33%	43238
Lauderdale	24079	32%	20963	28%	43793
Lawrence	4531	36%	4035	32%	8440
Leake	5982	26%	5222	23%	10935
Lee	25165	29%	22385	26%	46738
Leflore	11172	40%	9699	34%	20687
Lincoln	8318	24%	7271	21%	15331
Lowndes	17681	30%	15805	27%	32394
Madison	46683	44%	41969	39%	86688
Marion	5878	24%	5173	21%	10363
Marshall	9082	26%	7666	22%	16110
Monroe	11428	32%	9934	28%	20720
Montgomery	3392	35%	2949	30%	6273
Neshoba	5842	20%	5187	18%	10902
Newton	6691	32%	5811	28%	12124
Noxubee	3675	35%	3308	32%	6323
Oktibbeha	18383	37%	16425	33%	33824
Panola	9820	29%	8557	25%	17929
Pearl River	11678	21%	10211	18%	20883
Perry	2793	23%	2490	21%	5098
Pike	11747	30%	10316	26%	21244
Pontotoc	8950	28%	7957	25%	16459
Prentiss	7490	30%	6303	25%	13519
Quitman	2118	31%	1764	26%	3766
Rankin	52820	34%	46769	30%	97330
Scott	7838	28%	6814	24%	14172
Sharkey	1639	38%	1408	33%	3020
Simpson	7450	28%	6467	24%	13312
Smith	3326	21%	2878	18%	5967
Stone	4880	27%	4242	23%	8866
Sunflower	8768	35%	7477	30%	15840
Tallahatchie	3673	27%	3012	22%	6574
Tate	6994	25%	5930	21%	12477
Tippah	5664	26%	4897	22%	10118
Tishomingo	5132	26%	4557	24%	9243
Tunica	2573	27%	2160	22%	4269
Union	7377	26%	6486	23%	13641
Walthall	3271	23%	2893	20%	5862
Warren	16414	36%	14536	32%	30244
Washington	13856	32%	11707	27%	24314
Wayne	4517	22%	3841	19%	7923
Webster	3053	32%	2688	28%	5630
Wilkinson	2979	35%	2624	30%	5407
Winston	5513	31%	4838	27%	10189
Yalobusha	5081	42%	4523	37%	9412
Yazoo	6669	22%	5714	19%	12124
Out of State	19161	N/A	14875	N/A	32859
Total	920825	30%	803062	26%	1587963

*Those with unknown county of residence are excluded

**One dose of Pfizer/Moderna or one dose of Janssen (Johnson and Johnson) vaccine

***Second dose of Pfizer/Moderna or one dose of Janssen (Johnson and Johnson) vaccine